

Zinus OLB-ABS-5Q

ZINUS 5 Inch Metal Smart Box Spring Mattress Foundation Instruction Manual

Model: OLB-ABS-5Q

1. PRODUCT OVERVIEW

The ZINUS 5 Inch Metal Smart Box Spring is designed to provide a sturdy and reliable foundation for your mattress. Its durable steel structure ensures long-lasting support, helping to maintain the shape and longevity of your mattress. This low-profile design is ideal for higher mattresses or for those who prefer a lower bed height. It features a knitted polyester cover for a clean aesthetic and foam-padded tape on the steel frame for noise-free use.

- **Strong and Sturdy:** Constructed with a durable steel interior frame.
- **Low Profile:** 5-inch height, perfect for taller mattresses.
- **Noise-Free Use:** Foam padded tape prevents squeaks.
- **Easy Assembly:** Designed for convenient and quick setup with all tools included.
- **Compact Packaging:** Ships in a compact box for easy maneuvering.

Smart Box Spring™

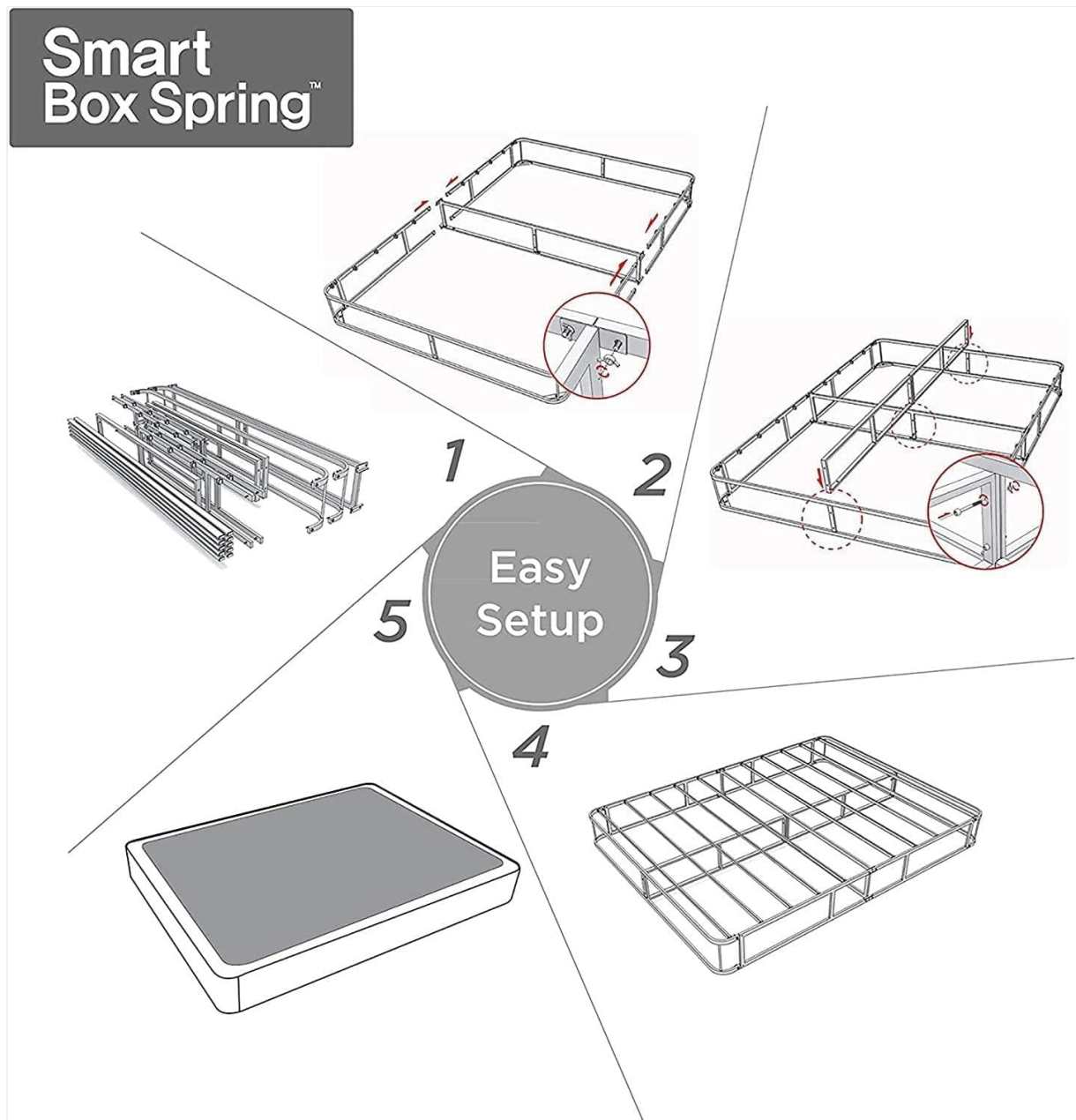


Figure 1: The ZINUS 5 Inch Metal Smart Box Spring, fully assembled and ready for a mattress.

Product Video: Zinus Metal Box Spring Overview

Your browser does not support the video tag.

Video Description: This video provides an overview of the Zinus Metal Box Spring, highlighting its features and benefits as a mattress foundation.

Product Video: 5 Inch Metal Smart Box Spring Features

Your browser does not support the video tag.

Video Description: This video showcases the specific features of the 5 Inch Metal Smart Box Spring, demonstrating its design and functionality.

2. SAFETY INFORMATION

Please read and understand all safety warnings before assembly and use.

- Exercise caution around sharp edges during assembly.
- Do not exceed the recommended weight limit of 700 pounds.

- Ensure all connections are securely fastened before placing a mattress on the foundation.

3. PACKAGE CONTENTS

Verify that all components are present before beginning assembly. The package includes:

- Metal frame components (various bars and connectors)
- Poly jacquard cover
- All necessary tools for assembly




Figure 2: The knitted polyester cover for the box spring.

4. ASSEMBLY INSTRUCTIONS

The ZINUS Smart Box Spring is designed for easy, tool-free assembly. Follow these steps for quick setup:

1. **Unpack Components:** Carefully remove all parts from the packaging and lay them out on a clean, flat surface.
2. **Assemble Frame Sides:** Connect the side frame pieces by aligning the designated connectors and pushing them together until they click into place. Ensure all connection points are secure.
3. **Attach Center Support:** Insert the center support bars into the designated slots on the assembled side frames.
4. **Install Slats:** Place the metal slats across the frame, ensuring they fit snugly into the designated grooves or connectors.
5. **Secure Frame:** Double-check all connections to ensure the frame is stable and secure.
6. **Apply Cover:** Stretch the poly jacquard cover over the assembled metal frame, similar to putting on a fitted

sheet. Ensure it is smooth and covers all sides.



Figure 3: Detail of the secure metal frame connection points.



Figure 4: Applying the poly jacquard cover to the assembled frame.

5. USAGE

Once assembled, place your ZINUS 5 Inch Metal Smart Box Spring on your bed frame. Then, carefully place your mattress on top of the box spring. The low-profile design ensures that your mattress sits at a comfortable height,

especially beneficial for thicker mattresses.



Figure 5: The ZINUS Smart Box Spring providing a stable foundation for a mattress.

6. MAINTENANCE

To maintain your ZINUS 5 Inch Metal Smart Box Spring:

- Wipe the metal frame with a damp cloth as needed.
- The poly jacquard cover can be removed and machine washed according to its care label instructions.
- Regularly check all frame connections to ensure they remain tight and secure.

7. DURABILITY AND LONGEVITY

The robust steel construction of the ZINUS Smart Box Spring is designed for exceptional durability, providing consistent support for your mattress over many years. The integrated foam-padded tape minimizes noise, contributing to a peaceful sleep environment.

Product Video: Zinus Metal Box Spring Durability Review

Your browser does not support the video tag.

Video Description: This video reviews the durability of the Zinus Metal Box Spring after three years of use, demonstrating its long-term performance.

8. SPECIFICATIONS

Attribute	Detail
Size	Queen
Product Dimensions	79"L x 59.5"W x 5"H
Item Weight	37.7 pounds
Material	Alloy Steel, Fabric
Compatible With Mattress Size	Queen
Color	White
Assembly Required	Yes (Tools included)
Weight Capacity	700 lbs

Dimensions & capacity




Figure 6: Visual representation of the box spring dimensions and weight capacity.

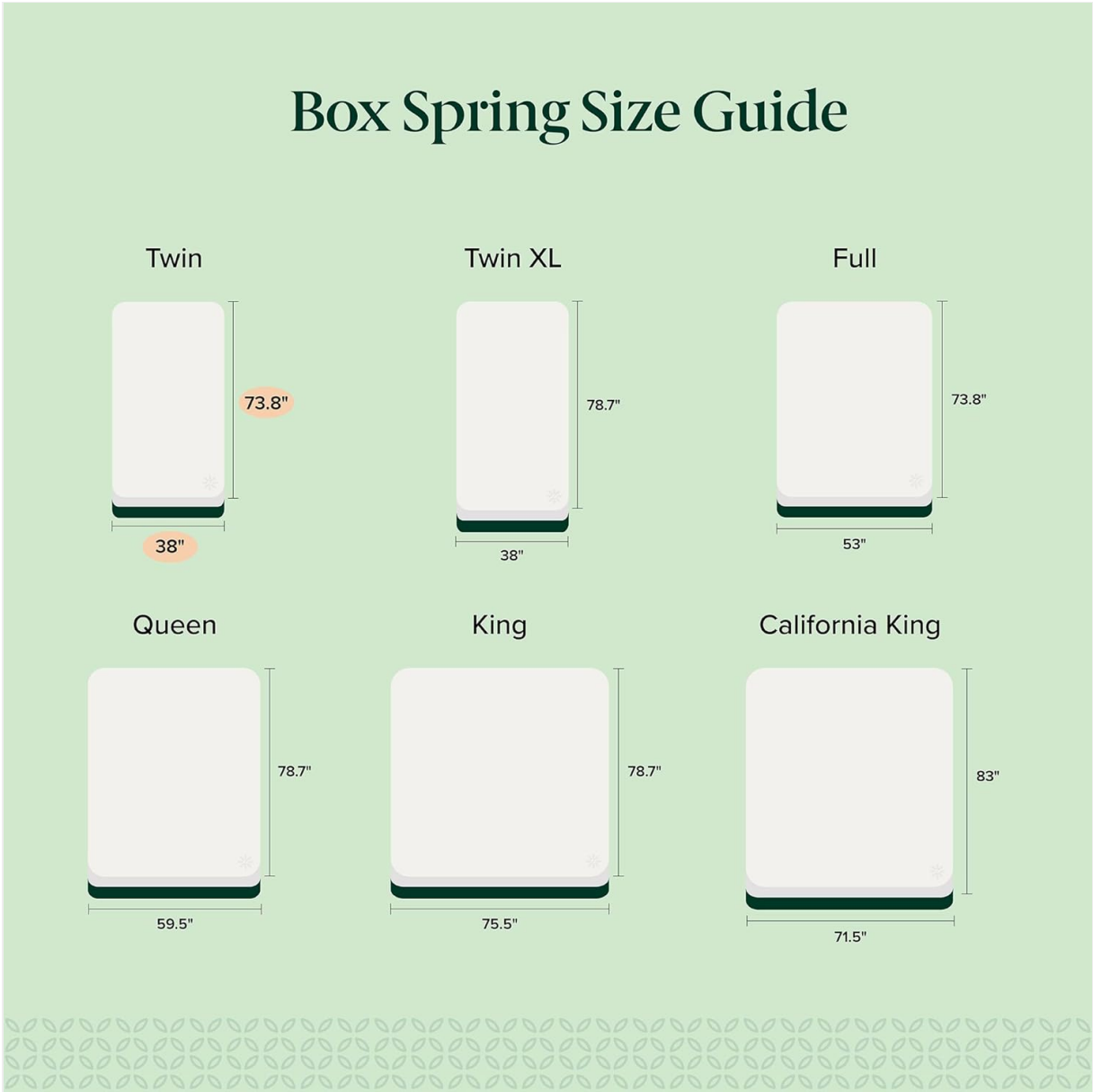


Figure 7: A size guide illustrating various box spring dimensions for different mattress sizes.

9. WARRANTY & SUPPORT

Your ZINUS 5 Inch Metal Smart Box Spring comes with a worry-free 5-year limited warranty. For warranty claims, product support, or any inquiries, please refer to the contact information provided in your product packaging or visit the official Zinus website.