

Keter 6048

Keter Springwood Outdoor Plastic Storage Box

Model: 6048 | Brand: Keter

PRODUCT OVERVIEW

The Keter Springwood Outdoor Plastic Storage Box is a versatile and durable solution for outdoor storage. Designed to be weather-resistant and maintenance-free, it offers a generous 305-liter capacity, ideal for storing garden tools, furniture cushions, and other outdoor accessories. Its robust construction also allows it to comfortably seat two adults, providing additional functionality to your outdoor space.

Key features include a decorative wood panel-style finish, built-in handles for easy relocation, and a lockable option for enhanced security (padlock not included).

SETUP AND ASSEMBLY

The Keter Springwood Storage Box is designed for quick and straightforward assembly. Most users report assembly can be completed in approximately five minutes.

1. Unpack all components and verify against the included parts list.
2. Ensure a flat, stable surface for assembly.
3. Follow the step-by-step instructions provided in the packaging for connecting the side panels, base, and lid. Components are designed to click securely into place.
4. Confirm all connections are firm before use.

Note: While assembly is simple, having an extra person may assist with aligning larger panels.

OPERATING INSTRUCTIONS

To open the storage box, simply lift the flip-top lid using the integrated handle. The lid is hinged for smooth operation.

- **Storage:** Utilize the 305-liter internal capacity for items such as garden tools, pool accessories, patio cushions, and children's outdoor toys.

- **Seating:** The robust lid is designed to comfortably seat two adults. Ensure the lid is fully closed and latched before using as a seat. The maximum weight recommendation for seating is 250 kg (approximately 550 lbs).
- **Security:** For added security, a padlock (not included) can be attached to the designated lockable area on the front of the box.
- **Portability:** The box features built-in handles and wheels, allowing for easy movement and repositioning as needed.

Important: Do not store hazardous materials or items sensitive to temperature fluctuations inside the box.

MAINTENANCE

The Keter Springwood Storage Box is constructed from durable, weather-resistant, and maintenance fade-free plastic, requiring minimal upkeep.

- **Cleaning:** To clean, simply wipe down the exterior with a damp cloth and mild soap. Rinse thoroughly with water. Avoid abrasive cleaners or harsh chemicals, as these may damage the plastic.
- **Weather Protection:** While water repellent, ensure the lid is properly closed during heavy rain to prevent water ingress. The design promotes ventilation to keep contents dry.
- **Longevity:** Regular cleaning and ensuring the box is not overloaded will help maintain its appearance and structural integrity for many years.

The material is designed to resist fading even with prolonged exposure to outdoor elements.

TROUBLESHOOTING

- **Lid not closing properly:** Check for any obstructions inside the box or along the rim. Ensure the box is on a level surface.
- **Water inside the box:** Verify the lid is fully closed and latched. Inspect for any cracks or damage to the plastic. Ensure the box is not submerged in standing water.
- **Difficulty moving the box:** Ensure the wheels are clear of debris. If heavily loaded, empty some contents before attempting to move.

For persistent issues not covered here, please refer to the manufacturer's support contact information.

SPECIFICATIONS

Feature	Detail
Brand	Keter
Model Number	6048
Color	Brown
Material	Durable, Weather-Resistant, Maintenance Fade-Free Plastic

External Dimensions (L x W x H)	123 x 53.5 x 57 cm (48.43"L x 21.06"W x 22.44"H)
Internal Dimensions (L x W x H)	113.7 x 48.1 x 50.2 cm
Capacity	305 Liters
Item Weight	9.3 Kilograms (20.5 pounds)
Maximum Weight Recommendation (Seating)	250 Kilograms
Special Features	Lockable, Built-in Handles, Wheels, Water Repellent

PRODUCT VISUALS




Front view of the Keter Springwood Storage Box in brown, showcasing its closed design and wood-panel texture.




The storage box with its flip-top lid fully open, illustrating the large internal storage capacity.



The storage box placed outdoors in a lush garden environment, blending with natural surroundings.



Detailed view of the decorative wood panel-style finishing on the box's surface.



Close-up of the integrated lockable latch, allowing for a padlock to be added for security.



Detail of the built-in handle and wheel design for easy portability of the storage box.



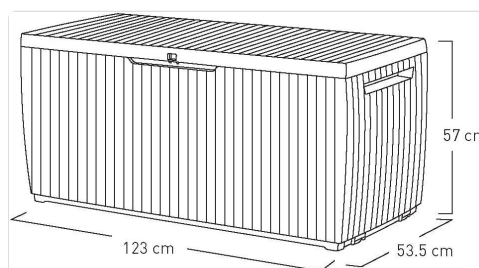
A person comfortably seated on the closed storage box, highlighting its dual function as seating.



The interior of the box shown with various outdoor cushions and blankets, demonstrating its storage volume.



The storage box positioned on a patio, complementing other outdoor furniture.



Technical line drawing illustrating the external dimensions (length, width, height) of the storage box.

WARRANTY AND SUPPORT





Specific warranty information is typically provided with your product packaging. Please retain your proof of purchase



for any warranty claims.

For further assistance, product support, or to inquire about replacement parts, please visit the official Keter website or contact their customer service department. You can find more information at [Keter Store on Amazon](#).

© 2024 Keter. All rights reserved. Information subject to change without notice.

Related Documents - 6048

	<p>Keter Skrzynie do Przechowywania: Instrukcja Montażu i Użytkowania</p> <p>Niniejszy dokument zawiera kompleksowe instrukcje montażu, wskazówki dotyczące użytkowania, środki ostrożności oraz informacje o gwarancji dla skrzyń do przechowywania Keter, obejmujące różne modele, takie jak Capri, Springwood, Denali i inne.</p>
	<p>Keter 511L / 135 US GAL Outdoor Storage Box Assembly and Care Guide</p> <p>Comprehensive assembly instructions, features, and care guide for the Keter 511L (135 US GAL) outdoor storage box. Learn how to assemble, use, and maintain your durable Keter storage solution.</p>
	<p>Keter 570L / 150 US GAL Outdoor Storage Box Assembly Instructions</p> <p>Step-by-step assembly guide for the Keter 570L / 150 US GAL outdoor storage box. This manual provides detailed instructions, parts list, and safety information for building your durable, weather-resistant storage solution.</p>
	<p>Keter 150 US GAL 570L Outdoor Storage Box - Assembly and User Manual</p> <p>Comprehensive assembly instructions and user guide for the Keter 150 US GAL 570L outdoor storage box. Learn how to build, care for, and maintain your durable Keter storage solution.</p>

	<p>Keter Storage Boxes - Assembly and Care Manual</p> <p>Comprehensive assembly instructions, safety guidelines, care tips, and warranty information for Keter storage boxes. Learn how to assemble your Keter storage solution and keep it in optimal condition.</p>
	<p>Keter 870L / 230 US GAL Storage Box Assembly Instructions</p> <p>Step-by-step assembly instructions for the Keter 870L / 230 US GAL storage box, including parts list and warranty information.</p>


Documents - Keter – 6048



[\[pdf\]](#) Instructions

305L 80 US GAL 6048 im 26112015 testritetepro de plugins product interface temp manuals |||
 305L 80 US GAL EN ASSEMBLY INSTRUCTIONS FR INSTRUCTIONS DE MONTAGE GE MONTAGEANLEITUNG NL MONTAGEVOORSCHRIFT ES INSTRUCCIONES DE MONTAJE IT ISTRUZIONI DI MONTAGGIO PT INSTRUES DE MONTAGEM GR 250 kg 551 lb 40 kg 88 lb A-2240 573268 EN IMPORTANT: Please contact Customer Service if you have a...

lang:it score:24 filesize: 3.92 M page_count: 8 document date: 2015-11-19




[\[pdf\]](#) Accessories Catalog

CATALOGUE Keter Plastic Ltd TOOL STORAGE 1 Sapir St Industrial Area Herzliya 4685206 Israel North America Belen NM 87002 USA Ph 505 864 6803 1abc61ac13435f8e8df592cb484f7ac solislux eu site files |||

2020 CATALOGUE TOOL STORAGE CONTENTS 02 CONNECT SYSTEM 16 MOBILE STORAGE 28 TOOLBOXES 40 WORKBENC ... CONTAINER 40FT CONTAINER 40HC CONTAINER 144/1584 144/3600 252/2520 252/5292 168/4200 EUR 288/6048 100/1100 100/2500 120/1200 120/2520 100/2500 EUR 120/2520 56 / 560 56/672 56 /1344 56 /1...

lang:en score:16 filesize: 7.06 M page_count: 33 document date: 2019-11-28



[Admiral Television Service Manual Volume 12: Chassis 19B1, 19C1, 19E1, 19F1, 19G1, 19H1, 19K1, 19N1](#)

Comprehensive service manual for Admiral televisions, Volume 12, covering chassis models 19B1, 19C1, 19E1, 19F1, 19F1A, 19G1, 19H1, 19K1, and 19N1. Includes detailed alignment procedures, troubleshooting guides, schematics, and production changes for technicians.

lang:en score:9 filesize: 120.35 M page_count: 1307 document date: 2022-05-11