

## Aqualung i550

# Aqua Lung i550 QD Dive Computer with Compass and USB User Manual

[Introduction](#)

[Setup](#)

[Operating Modes](#)

[Maintenance](#)

[Troubleshooting](#)

[Specifications](#)

[Warranty & Support](#)

## 1. INTRODUCTION

The Aqua Lung i550 QD Dive Computer is a robust and user-friendly instrument designed for divers of all experience levels. This console-mounted computer provides essential dive data, including gas integration, Nitrox and Gauge modes, and a clear, large-face display with backlighting. It is equipped with a quick disconnect feature for convenient storage and an integrated compass for navigation. This manual provides detailed instructions for the proper setup, operation, and maintenance of your i550 dive computer.



*Image 1.1: Aqua Lung i550 QD Dive Computer with Compass. This image shows the full console unit, including the digital display and the integrated compass at the top.*

## 2. SETUP

### 2.1 Initial Inspection

Before your first dive, carefully inspect the i550 dive computer for any signs of damage. Ensure all connections are secure and the display is clear.

### 2.2 Battery Installation/Check

The i550 features a user-changeable battery. Ensure a fresh battery is installed before use. The computer retains settings and calculations during battery changes.

### 2.3 Quick Disconnect (QD) Connection

The i550 QD model includes a quick disconnect for easy attachment and detachment from your regulator hose. To connect, align the quick disconnect fitting on the computer with the hose fitting and push firmly until it clicks into place. To disconnect, pull back the collar on the hose fitting and pull the computer away.



*Image 2.1: Connecting the i550 QD. This image illustrates the quick disconnect mechanism, showing the computer being pushed onto the hose fitting.*



Image 2.2: Disconnecting the i550 QD. This image shows the quick disconnect mechanism, with the collar pulled back to release the computer from the hose.

## 2.4 USB Connectivity

For data download and software updates, connect the i550 to a computer using the optional USB download cable (included with i550 Pro Pack). Refer to the Aqua Lung DiverLog software instructions for detailed usage.

## 3. OPERATING MODES

The i550 offers three primary operating modes:

- **Air Mode:** Standard diving with air.
- **Nitrox Mode:** For diving with enriched air nitrox (EAN). Allows for adjustable oxygen percentages.
- **Gauge Mode:** Functions as a bottom timer with a run timer, providing current depth and dive time without decompression calculations.

### 3.1 Gas Integration and Management

The i550 provides real-time tank pressure readings on its large display. The patented Gas Time Remaining (GTR) Algorithm continuously calculates and displays your remaining dive time based on current air

consumption, aiding in efficient gas management.

## 3.2 Display and Backlighting

The large, clear display ensures readability of critical dive information. Backlighting can be activated for enhanced visibility in low-light conditions or during night dives.

## 3.3 Safety Features

The i550 incorporates audible alarms and an additional high-visibility LED warning light to alert divers to important safety parameters, such as ascent rate violations or low air pressure.

# 4. MAINTENANCE

---

## 4.1 Post-Dive Care

After each dive, rinse the dive computer thoroughly with fresh water to remove salt, sand, and other debris. Allow it to air dry completely before storage.

## 4.2 Battery Replacement

Replace the battery as indicated by the low battery warning or annually, whichever comes first. Refer to the specific instructions in the full user manual for proper battery compartment access and replacement to maintain water integrity.

## 4.3 Software Updates

The i550's software is user-updatable. Regularly check the Aqua Lung website for the latest firmware versions and update your device using the USB cable and DiverLog software to access new features and improvements.

# 5. TROUBLESHOOTING

---

This section addresses common issues you might encounter with your i550 dive computer.

- **Audible Alarm Volume:** If the audible alarms are difficult to hear, ensure there are no obstructions around the alarm port. The alarm volume is fixed and cannot be adjusted by the user.
- **Inaccurate Compass Readings:** Ensure the compass is properly calibrated and not affected by strong magnetic fields from other equipment. If issues persist, consult a qualified service technician.
- **Temperature Discrepancies:** Minor variations in temperature readings between different devices can occur due to sensor placement and environmental factors. If a significant and consistent discrepancy is observed, contact support.
- **Logbook Issues (e.g., missing dives):** Ensure the computer is allowed sufficient time to process and save dive data after surfacing. If dives are consistently missing, ensure the battery is not critically low and consider performing a software update.
- **Battery Draining Quickly:** Verify that the computer enters sleep mode after the surface interval. If it remains active, a software update may resolve the issue. Ensure the battery compartment is sealed correctly.
- **USB Connection Issues:** Ensure the USB cable is securely connected to both the computer and the i550. Try a different USB port or restart your computer.

If you encounter issues not listed here or if troubleshooting steps do not resolve the problem, please contact Aqua Lung customer support or an authorized service center.

## 6. SPECIFICATIONS

|                         |  |
|-------------------------|--|
| Brand                   | Aqualung                                   |
| Model Name              | I550                                       |
| Part Number             | NS117116                                   |
| Item Weight             | 1.3 Pounds (0.59 kg)                       |
| Item Dimensions (LxWxH) | 12 x 5 x 3 inches (30.48 x 12.7 x 7.62 cm) |
| Operating Modes         | Air, Nitrox, Gauge (with run timer)        |
| Battery Type            | User-changeable                            |
| Connectivity            | USB (optional cable)                       |
| Included Components     | I550 Dive Computer                         |
| UPC                     | 053242318419                               |

## 7. WARRANTY AND SUPPORT

### 7.1 Warranty Information


The Aqua Lung i550 Dive Computer comes with a 2-year limited warranty. Please retain your proof of purchase for warranty claims. For full details regarding warranty coverage and terms, refer to the official Aqua Lung warranty documentation provided with your product or visit the Aqua Lung website.






### 7.2 Customer Support

For technical assistance, service, or further inquiries, please contact Aqua Lung customer support. Contact information can typically be found on the official Aqua Lung website or in the packaging materials.

© 2025 Aqua Lung. All rights reserved. This manual is for informational purposes only.

### Related Documents - i550

|   |   |
|---|---|
|  | <p><a href="#">Aqualung Adjustable Diving Fins: User Guide, Instructions &amp; Maintenance</a></p> <p>Official user guide for Aqualung adjustable diving fins. Learn about proper usage, fitting, routine maintenance, storage, safety warnings, and warranty information. Compliant with EN16804:2015.</p> |
|---|---|

|  |  |
|--|--|
|  <p>Proportional i550</p> <p>Inverter<br/>Variable speed drive</p> <p>Lenze</p> | <p><a href="#">Lenze i550 Inverter Series: Technical Manual and Specifications</a></p> <p>Comprehensive technical manual for the Lenze i550 inverter series, detailing features, specifications, applications, installation, and accessories for industrial automation. Covers models from 0.25 kW to 75 kW.</p>   |
|   | <p><a href="#">Aqualung Adjustable Diving Fins: User Guide, Instructions &amp; Maintenance</a></p> <p>Official user guide for Aqualung adjustable diving fins. Learn about proper usage, fitting, routine maintenance, storage, safety warnings, and warranty information. Compliant with EN16804:2015.</p>  |
|   | <p><a href="#">Lenze i550 Cabinet Frequency Inverter: Operating Instructions and Technical Guide</a></p> <p>Comprehensive operating instructions for the Lenze i550 cabinet frequency inverter. Covers installation, electrical and mechanical setup, technical data, safety procedures, and troubleshooting for industrial applications.</p>                        |
|   | <p><a href="#">Lenze i550 Cabinet Frequency Inverter Operating Instructions</a></p> <p>Comprehensive operating instructions for the Lenze i550 cabinet frequency inverter, covering installation, technical data, safety, and commissioning for models from 0.25 to 132 kW.</p>  |
|    | <p><a href="#">VFD Pump Drives: Maximizing Efficiency and Control in Pumping Systems</a></p> <p>Explore how Variable Frequency Drives (VFDs) enhance efficiency, control, and longevity in pumping systems across various industries, including water, HVAC, and industrial applications. Learn about key benefits, features, and implementation best practices.</p> |



[\[pdf\]](#) Guide Buyer's Guide Accessories Catalog

Aqualung2024Dive Aqua Lung Sport Buyer s Guides Catalogs Baixar Buyers Guide v 1709133329 cdn shopify files 1 0599 3814 4441 |||

2024 BUYER S GUIDE / USA Table of Contents 4 Regulators 18 BCDs 32

Instruments 44 Masks Snor ... VTTP TLU V PSSUK OPZ X HS UN PLYLUJL

throughout our product line. 35 Instruments i770R i330R **i550C** i300C i470TC i200C i100 Color Screen TFT Adjustable Backlight Bluetooth Smart User Re...

lang:en **score:31** filesize: 18.25 M page\_count: 128 document date: 2024-02-28



[\[pdf\]](#) Guide Accessories

2016 Public Safety Guide aqualung militaryandprofessional us en

Buyer s Guide 2016 PUBLIC SAFETY PUBLIC SAFETY BUYER S GUIDE 2016

TABLE OF CONTENTS PUBLIC SAFE ... ure Systems o Works for iOS 6.x or higher and Android OS 4.3x or higher Desktop DiverLog for all **i550**, i450T, and i300 models o Works for Mac OS X 10.7.x or higher o PC platform coming in January ...

lang:i-klngon **score:29** filesize: 22.58 M page\_count: 136 document date: 2016-05-26



[\[pdf\]](#) Guide Buyer's Guide Accessories

Aqualung2023Dive Aqua Lung Sport Baixar Buyers Guide v 1709139032 cdn shopify s files 1 0599 3814 4441 |||

2023 Buyer s Guide Dive CoTnatbelentosf 10 Regulators 26 BCD s 40 Instruments 54 Masks Sno ... PZJVTTT TLU V PSSUK OPZ X HS UN PLYLUJL throughout our product line. Instruments i770R i330R **i550C** i300C i470TC i200C i100 Color Screen TFT Adjustable Backlight Bluetooth Smart User ...

lang:en **score:28** filesize: 17.52 M page\_count: 164 document date: 2024-02-28






[\[pdf\]](#)

i550 manuale aqualung it technical library

...

lang:en **score:27** filesize: 2.63 M page\_count: 57 document date: 2016-07-07




[\[pdf\]](#) User Manual Owner's Manual Declaration of Conformity Warranty

i550 Dive Computer Owner 39 s Manual Aqua Lung Read and understand this manual thoroughly before using the Responsible 3 Doc 12 7840 r03 28 16 A L I ! WARNINGS The is intended for use by recreational divers who have successfully completed a internationally Allow adequate surface interval between each day of diving Hours or until your computer clears owner completely with If you do not fully how to dive if have This copyrighted all rights are reserved It may in whole part be copied No © 2016 Go site owners EN aqualung ca technical library 80

**i550** Dive Computer Owner s Manual Aqua Lung International, Inc. 2016 Doc. 12-7840-r03 3/28/16 NOTICES LIMITED TWO-YEAR WARRANTY For warranty details and to register your product, refer to [www.aqualung.com](http://www.aqualung.com). COPYRIGHT NOTICE This owner s manual is copyrighted, all rights are reserved. It may ...

lang:en **score:24** filesize: 8.39 M page\_count: 57 document date: 2016-03-29




[\[pdf\]](#) Instructions

2 FURD i550 1E 12 5418 r01 7 13 17 aqualung ca s

**FIRMWARE UPDATE RELEASE DETAILS i550 DIVE COMPUTER to version 1E** from any previous version **EXPLANATION** In response to input received from staff and users of the **i550**, Aqua Lung has corrected or modified the following items to improve the **i550** s operation: Corrected issues of time drift within the ...

lang:en **score:23** filesize: 76 K page\_count: 1 document date: 2017-10-06




[\[pdf\]](#) User Manual

Manual de instrucciones del ordenador buceo Aqua Lung Lea y entienda este manual en su totalidad antes bucear con el i550 Si no entiende por completo funcionamiento o si i500 SPANISH aqualung es technical library

...

lang:en score:19 filesize: 2.59 M page\_count: 57 document date: 2016-07-07



[\[pdf\]](#) User Manual

Computador de Mergulho i550 Aqua Lung Este manual do utilizador está protegido por direitos autor Todos os são reservados Não pode no seu todo ou em parte ser PORTUGUES aqualung es technical library

...

lang:en score:17 filesize: 2.61 M page\_count: 57 document date: 2016-07-07



[\[pdf\]](#)

i550 FR 12 7840 r03 32816 aqualung fr images notices

...

lang:en score:14 filesize: 2.63 M page\_count: 57 document date: 2016-07-07



[\[pdf\]](#)

SCHNORCHELN FREITAUCHEN TAUCHEN SCHWIMMEN Divestore Katalog 2017 tauchversand epaper |||

Der Spezialversand fr Taucher und Schnorchler 2017/2018 TAUCHEN SCHNORCHELN SCHWIMMEN FREITAUCHEN ... 760 02 blau statt 259,00 \* nur 198,00 NEU Displayschutz i300 29060 nur 7,95 Batterie Kit i300 und i550 29059 nur 9,95 699 TOPSELLER 6 ,00 Tauchcomputer mit Sender Icon HD Black Edition STATT 1...


lang:de score:13 filesize: 22.31 M page\_count: 84 document date: 2017-03-06



[pdf]

untitled Aqua Lung Japan The 57 year history Geocities AK01 ¥1 800 AK02 ¥2 000 AK03 ¥2 Under  
Water Speaker Hydrophone system evidence 2018aqualungshopping geocities jp aqrosnetshop  
evi evidence 2018aqualung |||  
CG43 75 /CG431943 CG43 12 BC 2015 196157 1945 CG45 Acci ... ER No.817118  
90,000 3 CR2450 USB , p.27 Quick Disconnecter Hose for **i550** QD **i550** No.911144  
12,000 Diver Log SNS SNS i Mac PC DIVING G...

lang:en **score:13** filesize: 34.55 M page\_count: 61 document date: 2018-03-16



[pdf]

i550 ENGLISH 12 7840 r03 3 28 16 internet version aqualung 80 dk images Technical Library

...

lang:en **score:13** filesize: 2.65 M page\_count: 57 document date: 2016-07-08




[pdf] User Manual

Manual de instrucciones del ordenador buceo Aqua Lung Lea y entienda este manual en su totalidad  
antes bucear con el i100 Si no entiende por completo funcionamiento o si ES Dive computers Owner s  
aqualung es technical library Este está sujeto a copyright todos los derechos están reservados No puede  
ser copiado fotocopiado repro ducido traducido transferido parte cualquier otra forma sin consentimiento  
previo escrito International Inc

i100 Manual de instrucciones del ordenador de buceo Aqua Lung International, Inc.  
2017 Doc. 12- ... PC 2 minutos en el i100. Antes de intentar descargar datos desde el  
i100 o transferir ajustes al **i550**, lea el apartado AYUDA del programa de interfaz. Se  
recomienda imprimir los apartados de AYUDA ...

lang:es **score:12** filesize: 4.91 M page\_count: 69 document date: 2017-11-13



[pdf] Accessories Catalog

DIVING GEAR CATALOG 2017 AQUA LUNG evidence 2017aqualung shopping geocities jp  
aqrosnetshop evi |||

DIVING GEAR CATALOG 2017 DIVING GEAR CATALOG 2017 Regulators  
CONTENTS Regulators / ANST ... 450 BK 815113 BL 815112 USB Battery  
replacement kit for i300 i300 No.891148 2,500 **i550** w/QD hose **i550**QD No.817118  
90,000 3 CR2450 USB Transmitter i750TC i450T ...

lang:en **score:12** filesize: 16.75 M page\_count: 55 document date: 2017-04-03