

## DJO Genuforce

# DONJOY Genuforce Knee Brace Instruction Manual

Model: Genuforce | Brand: DJO

## 1. PRODUCT OVERVIEW

---

The DONJOY Genuforce Knee Brace is a medical device designed to provide support and compression to the knee joint. It is constructed with high-quality, breathable, and hypoallergenic materials to ensure comfort and effective therapeutic action.

### Intended Use (Indications)

This knee brace is indicated for:

- Post-operative or post-traumatic use
- Chronic soft tissue inflammation
- Recurrent swelling or load-related pain
- Chronic instability
- Minor ligament injuries
- Meniscus lesions

### Key Features

- **Stability:** Silicone-coated stays ensure a non-slip grip and enhanced stability.
- **Comfort:** Soft yarn and knit structure in the popliteal (behind the knee) region provide comfort and freedom of movement without creasing.
- **Patella Stabilization:** Flexible silicone reinforcement helps maintain the patella (kneecap) in position and offers a massaging effect.
- **Effective Compression:** 3D profile knit design provides effective and consistent compression.
- **Anatomical Design:** Anatomically shaped profile ensures a comfortable and secure fit that does not crease or slip.
- **Material:** Made from breathable and hypoallergenic material.

## 2. IMPORTANT SAFETY INFORMATION

---

Please read all instructions and warnings carefully before using the DONJOY Genuforce Knee Brace. Improper use may lead to discomfort or injury.

### General Warnings

- Always consult a healthcare professional before using this product, especially if you have pre-existing medical conditions or are recovering from surgery.
- Discontinue use and consult a doctor if you experience increased pain, numbness, tingling, skin irritation, or any adverse reactions while wearing the brace.
- Do not overtighten the brace, as this may restrict circulation.
- The product packaging may contain information that differs from what is shown online. Always read the label, warnings, and instructions provided with the physical product before use.
- Keep out of reach of children.

### 3. SIZING AND APPLICATION

Correct sizing is crucial for the effectiveness and comfort of the Genuforce Knee Brace. Please follow these instructions carefully.

#### How to Measure

1. Measure your thigh circumference 15 cm (approximately 6 inches) above the center of your kneecap.
2. Measure your calf circumference 5 cm (approximately 2 inches) below the center of your kneecap.
3. Refer to the sizing chart below to find your appropriate size.

#### Sizing Chart

Informazioni per l'ordine			
Ginocchiera Genuforce™			
Codice	Circonferenza coscia in cm (presa 15 cm sopra il centro della rotula)	Circonferenza polpaccio in cm (presa 5 cm sotto il centro della rotula)	Taglia
82-0027-1	37 - 40	25 - 28	XS
82-0027-2	40 - 43	28 - 30	S
82-0027-3	43 - 46	31 - 34	M
82-0027-4	46 - 49	34 - 37	L
82-0027-5	49 - 52	37 - 40	XL
82-0027-6	52 - 55	40 - 43	XXL
82-0027-7	55 - 58	43 - 48	XXXL

Image: DONJOY Genuforce Knee Brace Sizing Chart. This chart displays product codes, thigh circumference measurements (15 cm above the patella), calf circumference measurements (5 cm below the patella), and corresponding sizes (XS to XXXL).

Genuforce Knee Brace Sizing

Product Code	Thigh Circumference (15 cm above patella)	Calf Circumference (5 cm below patella)	Size
82-0027-1	37 - 40 cm	25 - 28 cm	XS
82-0027-2	40 - 43 cm	28 - 30 cm	S
82-0027-3	43 - 46 cm	31 - 34 cm	M

Product Code	Thigh Circumference (15 cm above patella)	Calf Circumference (5 cm below patella)	Size
82-0027-4	46 - 49 cm	34 - 37 cm	L
82-0027-5	49 - 52 cm	37 - 40 cm	XL
82-0027-6	52 - 55 cm	40 - 43 cm	XXL
82-0027-7	55 - 58 cm	43 - 48 cm	XXXL

## Applying the Brace

1. Ensure your skin is clean and dry before applying the brace.
2. Gently slide the knee brace up your leg, positioning the patella reinforcement around your kneecap.
3. Adjust the brace so that it fits snugly but comfortably, without restricting circulation or causing discomfort. The silicone-coated stays should be positioned on the sides of your knee.
4. Ensure the knit structure in the popliteal region is smooth and free of creases to prevent irritation during movement.



*Image: Front view of the DONJOY Genuforce Knee Brace, showcasing its anatomical design and patella stabilization area.*



*Image: Side view of the DONJOY Genuforce Knee Brace, highlighting the silicone-coated stays and the breathable knit material.*

## 4. CARE AND MAINTENANCE

---

Proper care will extend the life of your DONJOY Genuforce Knee Brace and maintain its effectiveness.

### Cleaning Instructions

- Hand wash with mild soap in cold water (maximum 30°C / 86°F).
- Rinse thoroughly.
- Air dry completely at room temperature. Do not wring.
- Do not machine wash, tumble dry, iron, bleach, or dry clean.

### Storage

Store the brace in a cool, dry place away from direct sunlight and extreme temperatures when not in use.

## 5. TROUBLESHOOTING

---

If you encounter any issues with your Genuforce Knee Brace, please refer to the following common problems and solutions.

### Common Issues

- **Brace feels too tight or causes discomfort:** Ensure you have selected the correct size using the sizing chart. Re-adjust the brace to ensure it is not overtightened. If discomfort persists, discontinue use and consult a healthcare professional.
- **Brace slips down:** Verify that the brace is the correct size. Ensure the silicone-coated stays are properly positioned against the skin. Clean the brace as per instructions, as residue can affect grip.
- **Skin irritation:** Ensure the brace is clean and dry. Check for any creases or folds in the material that might be rubbing against the skin. If irritation persists, discontinue use and consult a healthcare professional.

## 6. PRODUCT SPECIFICATIONS

---

Feature	Detail
Brand	DJO
Model	Genuforce
Manufacturer	DONJOY
Manufacturer Reference	82-0027-4
ASIN	B01AF2COE2
Material	Silicone (reinforcement), Breathable Knit Fabric
Specific Product Uses	Osteoarthritis, Swelling, Injury
Age Range Description	Adult
Package Dimensions	33.2 x 11.6 x 3.6 cm; 230 grams
Units	1 Count
First Available Date	January 10, 2016

## 7. WARRANTY AND CUSTOMER SUPPORT



For specific warranty information regarding your DONJOY Genuforce Knee Brace, please refer to the documentation included with your product or contact the retailer where it was purchased.





### Customer Support

If you have any questions, require further assistance, or need to report an issue, please contact DJO customer support or your authorized distributor. Contact details can typically be found on the product packaging or the official DJO website.

© 2023 DJO. All rights reserved. Information subject to change without notice.

### Related Documents - Genuforce

	<p><a href="#">DJO DonJoy X-ACT ROM Lite Knee Brace Instructions</a></p> <p>Comprehensive instructions for the DonJoy X-ACT ROM Lite Knee Brace, covering intended use, contraindications, warnings, application, hinge adjustment, cleaning, warranty, and composition. Available in multiple languages.</p>
	<p><a href="#">DJO X-ROM Knee Brace: Application and Usage Guide</a></p> <p>Comprehensive guide for the DJO X-ROM knee brace, covering intended use, application instructions, adjustments, cleaning, and warranty information.</p>

	<p><a href="#">DJO Bracing &amp; Supports Product Catalog</a></p> <p>Explore the comprehensive range of orthopedic bracing and support solutions from DJO, featuring leading brands like DonJoy, Aircast, ProCare, and EXOS. This catalog details products for wrists, shoulders, knees, ankles, and more, designed for recovery, performance, and pain relief.</p>
	<p><a href="#">DJO ActyFoot™ Ankle Brace: Instructions for Use, Indications, and Warnings</a></p> <p>Comprehensive instructions for the DJO ActyFoot™ ankle brace, detailing intended use, indications, contraindications, warnings, application steps, cleaning, composition, and warranty information. Designed for ankle support and stabilization.</p>
	<p><a href="#">DJO UltraSling II Post-Operative Shoulder Sling Instructions and User Guide</a></p> <p>Comprehensive instructions for the DJO UltraSling II post-operative shoulder sling, covering intended use, application, cleaning, and warranty information for optimal patient recovery.</p>
	<p><a href="#">DJO TROM Advance Knee Brace User Manual and Instructions</a></p> <p>Comprehensive guide for the DJO TROM Advance knee brace, detailing intended use, contraindications, warnings, application instructions, cleaning, and warranty information. Covers ACL, PCL, LCL, MCL surgeries, and meniscal repairs.</p>