

## D'Addario NYXL45105

# D'Addario NYXL Bass Guitar Strings Instruction Manual

Model: NYXL45105

## 1. INTRODUCTION

The D'Addario NYXL Bass Guitar Strings, Model NYXL45105, are premium nickel-plated strings designed to deliver superior performance for bass guitarists. These strings are engineered for higher break strength, enhanced tuning stability, and accentuated harmonics, providing a versatile and powerful tone.

Utilizing a unique NY Steel core and Fusion Twist technology, combined with a reengineered core-to-wrap ratio, NYXL bass strings offer a familiar feel while expanding the sonic scope of your low-end.



Image: Front view of the D'Addario NYXL Bass Strings packaging, highlighting the NYXL logo and gauge information.

## 2. WHAT'S INCLUDED

Each set of D'Addario NYXL Bass Guitar Strings includes:

- Bass Strings (4-string set: Lt. Top/Med. Bottom, 45-105 Long Scale)

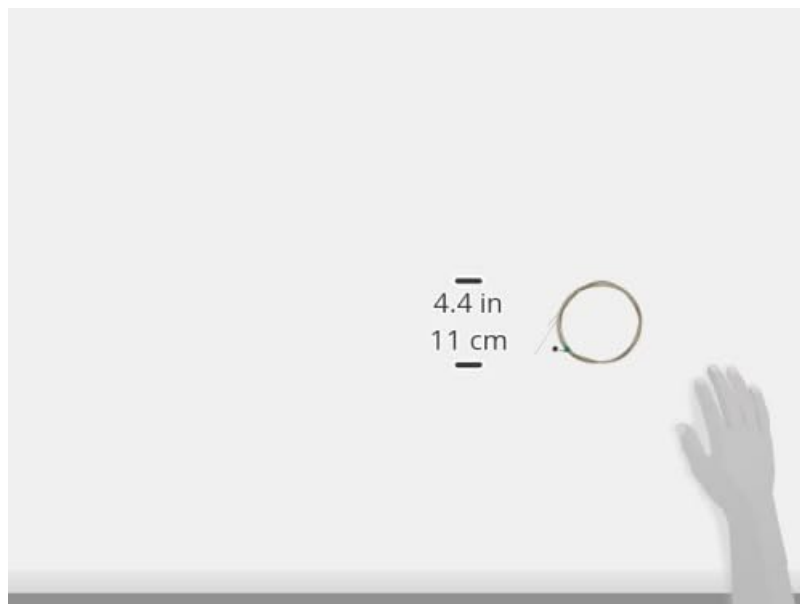


Image: A single D'Addario NYXL bass string coiled, with measurements indicating its length and diameter.

### 3. INSTALLATION GUIDE

Proper installation of bass guitar strings is crucial for optimal tone and longevity. Follow these general steps:

1. **Remove Old Strings:** Loosen the tuning pegs and carefully remove the old strings from your bass guitar.
2. **Clean Fretboard:** This is an ideal time to clean and condition your fretboard.
3. **Install New Strings:**
  - Uncoil one NYXL string at a time, starting with the thickest (E string).
  - Feed the ball end of the string through the bridge.
  - Pull the string taut towards the tuning peg. Measure approximately 2-3 tuning peg posts past the one you are stringing and cut the string. This provides enough length for proper winding without excessive overlap.
  - Insert the string end into the hole of the tuning peg and bend it to secure.
  - Begin winding the string onto the tuning peg, ensuring the windings go downwards towards the headstock to create a good break angle over the nut.
4. **Stretch Strings:** Gently pull each string upwards from the fretboard several times along its length. Retune after each stretch until the tuning stabilizes. This helps the strings settle and maintain pitch.
5. **Repeat:** Follow the same process for the remaining strings (A, D, G).

For detailed visual instructions, refer to official D'Addario string installation guides or consult a professional luthier.

### 4. PRODUCT FEATURES & USAGE

D'Addario NYXL Bass Strings are engineered for superior performance and durability:

- **Premium Bass Strings:** These are D'Addario's premium uncoated bass strings, offering unmatched strength, tuning stability, and enhanced tonal response.
- **Versatile with Feel:** The nickel-plated steel wrap wire and reengineered core-to-wrap ratio provide a versatile string that maintains a familiar feel while accentuating harmonics.
- **Enhanced Tuning Stability & Strength:** Thanks to the NY Steel core wire, NYXL bass guitar strings maintain tuning better and offer greater break strength compared to standard bass strings.
- **Made in the USA:** NYXL bass guitar strings are manufactured in D'Addario's New York production facility, ensuring high quality and precision.




Image: Microscopic view illustrating the high carbon NY Steel material, emphasizing its strength and durability.

### NY STEEL. NY STRONG.

Premium high carbon steel, processed at our home factory in Farmingdale, New York, delivers unmatched tuning stability and superior break resistance.




Image: D'Addario's custom-built string winding machines, showcasing the precision manufacturing process.

## Demonstration Video

Your browser does not support the video tag.

Video: An official D'Addario demonstration of the NYXL Bass Strings, showcasing their tonal characteristics and playability across different styles (finger style, picking, slapping).

## 5. MAINTENANCE & CARE

To maximize the life and tone of your D'Addario NYXL Bass Strings:

- **Wipe Down After Use:** After each playing session, wipe down your strings with a clean, dry cloth to remove sweat, oils, and dirt. This prevents corrosion and extends string life.
- **Hand Hygiene:** Wash your hands before playing to minimize the transfer of oils and dirt to the strings.
- **Proper Storage:** If removing strings for storage, ensure they are clean and stored in an airtight, moisture-free environment. The original VCI (Vapor Corrosion Inhibitor) packaging is ideal for this.
- **Regular Replacement:** Strings are consumables. Replace them regularly based on your playing frequency and preference to maintain optimal tone and feel.

## 6. TROUBLESHOOTING

Here are some common issues and potential solutions related to bass guitar strings:

Problem	Possible Cause	Solution
Poor Tuning Stability	New strings not stretched, improper winding on tuning peg, worn tuning machines, nut friction.	Thoroughly stretch new strings. Ensure proper winding (downwards). Lubricate nut slots. Consider professional setup if issues persist.
Dull or Lifeless Tone	Strings are old/corroded, accumulated dirt/oil, dead spots on strings.	Clean strings regularly. Replace strings if they are old.
String Breakage	Sharp edges on bridge saddles or nut, excessive bending, manufacturing defect, improper installation.	Check bridge saddles and nut for burrs and smooth them if necessary. Ensure correct installation. While NYXL strings have high break strength, extreme stress can still cause breakage.
Buzzing or Fret Noise	Action too low, uneven frets, neck relief issues, improper string gauge for setup.	Check neck relief and string action. Consult a luthier for fret leveling or setup adjustments.

## 7. SPECIFICATIONS

Attribute	Detail
Brand	D'Addario
Model Number	NYXL45105
String Gauge	Lt. Top/Med. Bottom, 45-105
Number of Strings	4
Scale Length	Long Scale
String Material	Nickel Plated Steel (NY Steel Core)
Item Weight	1 ounces
Product Dimensions	6 x 6 x 0.63 inches



## THE BASS STRING HAS EVOLVED

D'Addario NYXL Bass strings deliver deep, powerful lows, accentuated harmonics, focused punch, and unrivaled tuning stability. Get ready to expand the scope of your sound.

STRING / COLOR CODE	DIAMETER		TENSION	
	<i>in</i>	<i>mm</i>	<i>lbs</i>	<i>kg</i>
G: 1ST / GREEN	.045	1.14	40.28	18.27
D: 2ND / BLACK	.065	1.65	47.06	21.34
A: 3RD / RED	.085	2.16	44.58	20.22
E: 4TH / BRASS	.105	2.67	36.96	16.76

34" (864MM) SCALE LENGTH USED FOR TENSION MEASUREMENTS

NYXL45105



0 19954 17684 6

D'Addario

GET REWARDED  
DETAILS INSIDE

Image: Back of the D'Addario NYXL Bass Strings packaging, showing detailed string specifications including diameter and tension for each string.

## 8. WARRANTY & SUPPORT

D'Addario stands behind the quality of its products. For specific warranty information, please refer to the official D'Addario website or contact their customer support directly.

**Players Circle Rewards:** Each D'Addario product comes with a unique Players Circle code in the package. You can register this code to earn points, which can then be redeemed for D'Addario merchandise and products. Look for the code on the recyclable, resealable VCI bag inside the packaging. The UPC for this product is [0019954176846](#).

## USA MADE AND WOUND TO PERFECTION 700,000 TIMES A DAY.

We built our own string winding machines,  
which ensure unparalleled accuracy and  
consistency, while guaranteeing a production  
output of 500,000 – 700,000 strings per day.



Image: Information about the D'Addario Players Circle program, detailing how to earn and redeem points.  
For further assistance or inquiries, visit the official D'Addario website: [www.daddario.com](http://www.daddario.com)