

GORILLA 6055001

Gorilla Heavy Duty Double Sided Mounting Tape Instruction Manual

Model: 6055001

1. PRODUCT OVERVIEW

Gorilla Heavy Duty Double Sided Mounting Tape provides a strong, permanent bond for various indoor and outdoor projects. This industrial-strength, double-sided adhesive tape is designed to conform to both smooth and rough surfaces, offering an instant and long-lasting weatherproof hold. It serves as an alternative to traditional fasteners like nails or screws, simplifying mounting and repair tasks.

This tape is capable of holding up to 30 pounds, with a recommended application of 2 inches of tape per 1 pound of weight. It is suitable for a wide range of materials including plastic, metal, wood, glass, brick, ceramic, and stone.

2. KEY FEATURES

- **Industrial Strength:** Designed for heavy-duty applications, holding up to 30 pounds.
- **Double-Sided Adhesive:** Features adhesive on both sides for secure mounting.
- **Weatherproof:** Suitable for both indoor and outdoor use, resistant to weather conditions.
- **Permanent Bond:** Creates a strong, permanent attachment to surfaces.
- **Versatile Application:** Adheres to smooth and rough surfaces including plastic, metal, wood, glass, brick, ceramic, and stone.

3. SETUP AND INSTALLATION

3.1 Surface Preparation

Ensure the surface where the tape will be applied is clean, dry, and free from dirt, dust, and oil. Proper surface preparation is crucial for optimal adhesion.

3.2 Application Steps

1. **Measure and Cut:** Determine the required length of tape. A general guideline is to use 2 inches of tape per 1 pound of weight for the item being mounted. Cut the tape to the appropriate lengths.
2. **Apply to Object:** Apply the double-sided adhesive tape to the back of the object you intend to mount. Apply the tape vertically to allow for even distribution of weight. Avoid touching the adhesive surface of the tape to maintain its stickiness.
3. **Secure Tape:** Press firmly on the tape to secure it to the object.
4. **Remove Liner:** Carefully remove the clear protective liner from the exposed side of the tape.
5. **Position Object:** Align the object to its desired placement on the wall or surface.
6. **Press Firmly:** Press the object firmly against the surface for at least 60 seconds. Gorilla Heavy Duty Mounting Tape conforms to the surface and creates a strong, permanent bond.

USE ON FLAT, CLEAN SURFACES

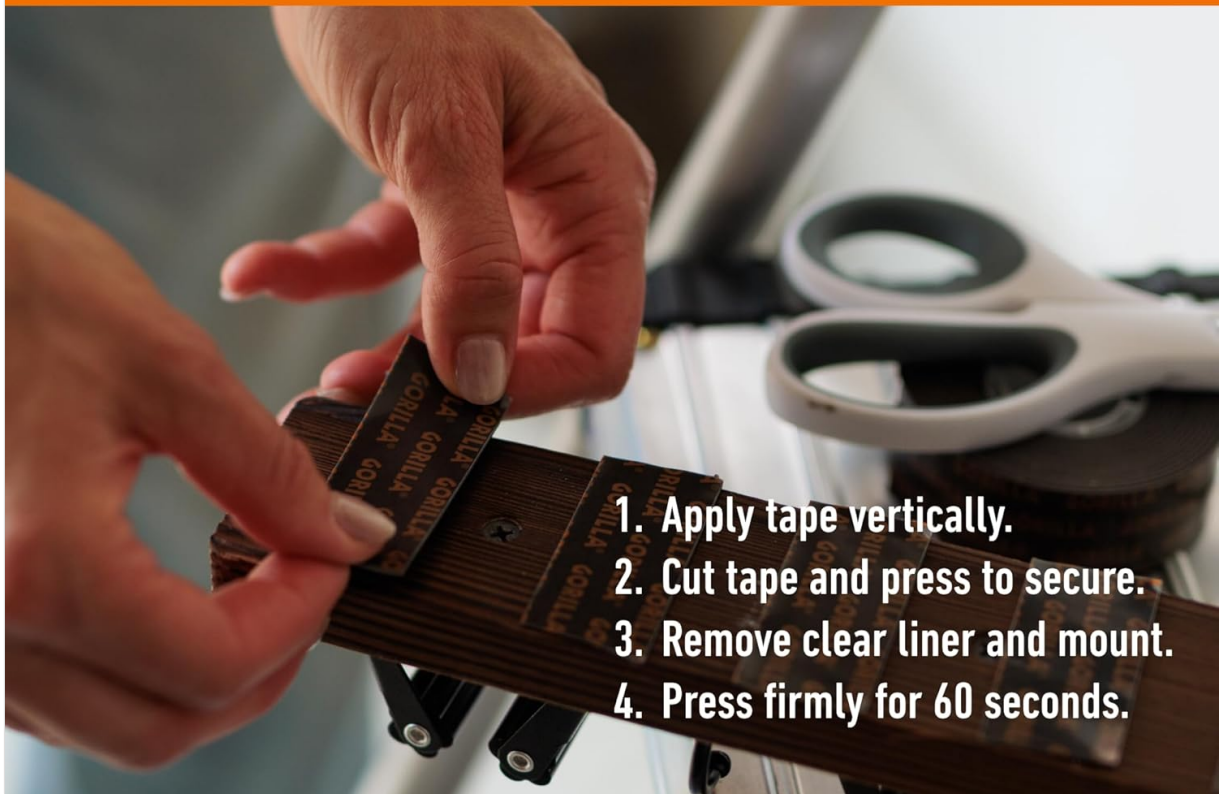


Image: Visual guide for applying Gorilla Mounting Tape. Steps include applying tape vertically, cutting, pressing to secure, removing clear liner, and pressing firmly for 60 seconds.

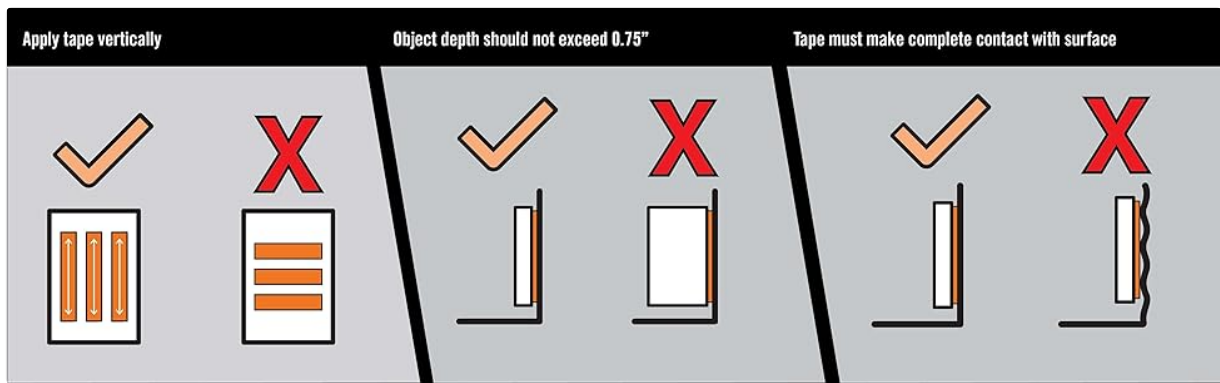


Image: This diagram shows the importance of applying tape vertically for even weight distribution, ensuring the object depth does not exceed 0.75 inches, and confirming complete contact between the tape and the surface for optimal hold.

4. IMPORTANT CONSIDERATIONS

- **Permanent Bond:** Once the tape is used to mount an object, it is intended to be held in place permanently and is not designed for easy removal. Attempting to remove it may cause surface damage or leave residue.
- **Application Temperature:** For best results, apply the tape in temperatures above 50°F (10°C).
- **Service Temperature:** The tape can withstand continuous temperatures up to 194°F (90°C) and intermittent temperatures up to 302°F (150°C).
- **Surface Limitations:** Not recommended for use on wallpaper, delicate surfaces, polyethylene and polypropylene plastics, Teflon®, or other non-stick surfaces.

INDUSTRIAL-STRENGTH, DOUBLE-SIDED TAPE

Conforms to smooth and rough surfaces.



Plastic*



Metal




Wood



Glass



Brick



Ceramic



Stone

*Not for use on wallpaper, delicate surfaces, polyethylene and polypropylene plastics, Teflon® or other non-stick surfaces.

Image: This image illustrates the versatility of Gorilla Mounting Tape, showing its adherence to various surfaces including plastic, metal, wood, glass, brick, ceramic, and stone. Note: Not for use on wallpaper, delicate surfaces, polyethylene and polypropylene plastics, Teflon® or other non-stick surfaces.

5. PRODUCT SPECIFICATIONS

Attribute	Value
Brand	GORILLA
Model Number	6055001
Color	Black
Material	Acrylic Foam
Size	1 inch x 60 inches (5 ft)
Tensile Strength	Holds up to 30 Pounds
Water Resistance Level	Waterproof

Upper Temperature Rating	302°F (150°C)
Lower Temperature Rating	10°C (50°F)
Compatible Materials	DIY, Wood, Ceramic, Glass, Plastic, Industrial, Metal, Stone
Adhesive Format	Double-sided

6. MEDIA RESOURCES

6.1 Product Images



Image: Gorilla Heavy Duty Double Sided Mounting Tape in its packaging, highlighting its 30 lbs holding capacity.

The image features a hand holding a roll of Gorilla Mounting Tape. The tape is orange and black, with a gorilla logo at the top. The text on the tape includes "INCREDIBLY STRONG", "GORILLA", "100% TOUGH", "MOUNTING TAPE", "HEAVY DUTY", "INDOOR & OUTDOOR", "Works on Rough Surfaces", "PANELS • BOARDS • HARDWARE", "HOLDS UP TO 30 LBS.", "USE ON: Brick • Wood Painted Drywall Metal • Plastic & More!", and "1 in. x 60 in. (5 ft.)". The background is a bright orange color with a gorilla's nest of dry grass on the right side.

HOLDS UP TO 30 LBS

HEAVY-DUTY HOLD IN EVERY STRIP

1 IN. X 60 IN. (5 FT.)

Image: A visual representation of Gorilla Mounting Tape's strength, indicating it holds up to 30 lbs.



BUILT TO BRAVE THE ELEMENTS
Weatherproof tape for indoor and outdoor use.

Image: Gorilla Mounting Tape being used outdoors to secure an item to a wooden fence, emphasizing its weatherproof capabilities.

INSTANT HOLD. PERMANENT BOND.



This is a permanent tape and may cause surface damage or leave residue if removed.

Image: Hands applying Gorilla Mounting Tape to a surface, illustrating the instant hold and permanent bond it creates.

6.2 Official Product Video

Your browser does not support the video tag.

Video: An official product video from The Gorilla Glue Company demonstrating the features and application of Gorilla Mounting Tape. This video provides a visual guide on how to effectively use the tape for various projects.

7. WARRANTY AND SUPPORT

For specific warranty information, product support, or to view other quality products from The Gorilla Glue Company, please visit the official Gorilla website or refer to the product packaging for contact details. Always ensure to follow all instructions and safety warnings provided with the product.

