

VTech 185103

VTech Sort and Discover Drum (Model 185103)

Instruction Manual

INTRODUCTION

The VTech Sort and Discover Drum is an interactive musical toy designed to engage young children aged 12 months and over. This toy combines a shape sorter with musical elements to support early learning and developmental milestones. Children can explore five different shaped blocks, learn about shapes, numbers, and animals, and enjoy realistic drum sounds and engaging melodies.

The design encourages the development of fine motor skills, hand-eye coordination, and language through interactive play, including tapping the drum and inserting shapes. It features three sing-along songs and over 30 melodies to keep children entertained while learning.

WHAT'S INCLUDED

- VTech Sort and Discover Drum
- Five (5) assorted shape blocks

SETUP

Battery Installation

1. Locate the battery compartment on the underside of the drum.
2. Using a screwdriver, open the battery compartment cover.
3. Insert **2 AAA batteries**, ensuring correct polarity (+/-).
4. Replace the battery compartment cover and secure it with the screw.

Safety Information

Warning:

Please remove all packaging attachments and any other components which are not a part of the toy before giving this product to a child.

OPERATING INSTRUCTIONS

Power On/Off and Volume Control

Locate the power switch and volume control on the drum. Slide the switch to turn the drum on or off, and adjust the volume to a comfortable level.

Shape Sorting Play

The drum features five distinct openings on its top surface, each corresponding to one of the included shape blocks. Encourage your child to:

- Identify the shapes of the blocks (e.g., heart, square, triangle, circle, star).
- Match each block to its corresponding opening on the drum.
- Gently push the block into the opening. The drum will respond with sounds, phrases, or music, identifying the shape, number, or animal on the block.



Image: The VTech Sort and Discover Drum with all five colorful shape blocks correctly inserted into their respective openings on the red lid. The yellow base of the drum is visible.

Drumming Function

The top surface of the drum is also designed for musical play. Your child can tap on the lid to activate drum sounds and musical melodies, fostering an understanding of rhythm and cause-and-effect.

Retrieving Shapes

To retrieve the sorted shapes, the red lid of the drum can be easily removed from the yellow base. This allows for continuous play and easy storage of the blocks.



Image: The VTech Sort and Discover Drum with its red lid detached from the yellow base, revealing the interior where the shape blocks are stored. The blocks are visible inside the yellow drum base.

MAINTENANCE

Cleaning

To clean the VTech Sort and Discover Drum, wipe the surfaces with a slightly damp cloth. Do not immerse the toy in water. Avoid using harsh chemicals or abrasive cleaners.

Storage

When not in use, store the drum and its shape blocks in a cool, dry place away from direct sunlight. Ensure all blocks are inside the drum and the lid is securely attached to prevent loss.




SPECIFICATIONS




Feature	Detail
Product Dimensions	7.87 x 7.87 x 41.34 inches
Item Model Number	185103
Batteries Required	2 AAA batteries (included)
Material Type	Metal, Plastic
Item Weight	12.7 ounces
Target Gender	Unisex

WARRANTY AND SUPPORT

For warranty information or customer support regarding your VTech Sort and Discover Drum, please refer to the contact information provided on the product packaging or visit the official VTech website. Keep your purchase receipt as proof of purchase.

Related Documents - 185103

	<p>VTech Sort & Discover Car Parent's Guide</p> <p>Parent's guide for the VTech Sort & Discover Car, detailing features, activities, setup, battery information, care, troubleshooting, and consumer services.</p>
	<p>VTech Nitro Notebook User Manual and Learning Activities Guide</p> <p>Comprehensive user manual and guide for the VTech Nitro Notebook, detailing setup, features, and a wide range of educational activities for children. Learn about battery installation, connecting peripherals, product features, troubleshooting, and available learning games.</p>
	<p>VTech Twist & Explore Caterpillar Parent's Guide - Interactive Learning Toy</p> <p>Official Parent's Guide for the VTech Twist & Explore Caterpillar toy. Features include setup instructions, battery replacement, safety warnings, care tips, troubleshooting, and consumer service information for this interactive musical toy.</p>

 <p>The image shows the cover of the instruction manual for the VTech Sort & Discover Activity Wagon. It features the VTech logo at the top, the title 'Sort & Discover Activity Wagon™', and a photograph of the toy wagon which has a crane and various sorting compartments.</p>	<p>VTech Sort & Discover Activity Wagon™ Instruction Manual</p> <p>Official instruction manual for the VTech Sort & Discover Activity Wagon™. Learn about product features, assembly, activities, care, troubleshooting, and safety information for model 5685.</p>
 <p>The image shows the cover of the user manual for the Disney Winnie the Pooh Sort 'n Sing Piano. It features the Disney logo, the title 'Sort 'n Sing Piano', and a photograph of the piano toy which includes characters from the Winnie the Pooh franchise.</p>	<p>VTech Winnie the Pooh Sort 'n Sing Piano User Manual</p> <p>User manual for the VTech Winnie the Pooh Sort 'n Sing Piano, an electronic learning toy that teaches colors, shapes, letters, and numbers through music and interactive play with Winnie the Pooh characters.</p>
 <p>The image shows the cover of the instruction manual for the VTech Busy Musical Bee. It features the VTech logo, the title 'Busy Musical Bee', and a photograph of the plush bee toy.</p>	<p>VTech Busy Musical Bee Instruction Manual</p> <p>Instruction manual for the VTech Busy Musical Bee, detailing features, setup, care, and troubleshooting for this interactive, soft musical toy designed for early learning and entertainment.</p>