

## Spectracide HG-96417

# Spectracide Weed Stop For Lawns2 Refill Instruction Manual

## 1. PRODUCT OVERVIEW

Spectracide Weed Stop For Lawns2 is a selective herbicide designed to control over 200 types of broadleaf weeds in lawns without harming the grass when used as directed. This product is a refill intended for use with the Spectracide AccuShot continuous power sprayer (sold separately). It provides visible results within hours and is rainfast in 6 hours, ensuring effectiveness even after light rain.



Image 1: Spectracide Weed Stop For Lawns2 Refill bottle. This image displays the front of the black refill bottle with its

green label, indicating it is a refill for the AccuShot sprayer and highlights 'See Results in Hours' and 'Kills The Roots'.

## 2. IMPORTANT SAFETY INFORMATION

---

Always read and follow all label directions and precautions before using this product. Keep out of reach of children and pets. Avoid ingestion. Wear appropriate personal protective equipment, such as gloves and eye protection, during handling and application. Do not apply near water sources or in a manner that could contaminate water.

- Keep out of reach of children.
- Avoid ingestion.
- Wear protective gloves and eye protection during application.
- Do not apply to desirable plants or crops.
- Store in a cool, dry place away from direct sunlight and heat.

## 3. SETUP AND PREPARATION

---

This product is a refill for the Spectracide AccuShot continuous power sprayer. Ensure you have the AccuShot sprayer unit before proceeding with setup.

### 3.1 Attaching to AccuShot Sprayer

1. Remove the cap from the Spectracide Weed Stop For Lawns2 refill bottle.
2. Carefully align the AccuShot sprayer hose connector with the opening of the refill bottle.
3. Twist the connector clockwise until it is securely fastened to prevent leaks.
4. Ensure the sprayer is primed according to the AccuShot sprayer instructions before first use.



Image 2: A hand holding the yellow AccuShot sprayer, which is connected via a coiled hose to a Spectracide Weed Stop For Lawns2 refill bottle, demonstrating the refill process.

## 4. OPERATING INSTRUCTIONS

---

### 4.1 Application Guidelines

For optimal results, apply Spectracide Weed Stop For Lawns2 when weeds are actively growing. Follow these steps for effective application:

- **Timing:** Apply when daytime temperatures are between 60°F and 85°F (15°C and 29°C). Do not apply when temperatures are above 85°F, as lawn injury may occur.
- **Coverage:** Spray just enough product to lightly cover the weeds. Avoid over-saturating the lawn.



- **Rainfastness:** The product is rainfast in 6 hours, meaning it will not wash off after this period.
- **Re-treatment:** Some hard-to-kill weeds may require re-treatment. Wait at least 30 days between applications.

The advertisement banner features a green background with three circular icons at the top. The first icon shows a clock face with the text 'VISIBLE RESULTS IN HOURS'. The second icon shows a plant with a slash through it and the text 'KILLS THE ROOT'. The third icon shows a plant with a slash through it and the text 'KILLS 200+ WEED TYPES AS LISTED'. Below the icons is a large image of a Spectracide Weed Stop For Lawns2 bottle in a grassy area. To the right of the bottle are three circular insets showing close-ups of dandelions, chickweed, and clover. Below these insets is a white picket fence and a green lawn. The text 'KILLS THE WEEDS, NOT THE LAWN™' is at the bottom left, and 'RAINFAST IN HOURS' is at the bottom right.

Image 3: A Spectracide Weed Stop For Lawns2 bottle sits in a lush green lawn, surrounded by various weeds like dandelions and clover, illustrating the product's intended use area.

## 4.2 Target Weeds

Spectracide Weed Stop For Lawns2 effectively controls over 200 types of broadleaf weeds, including but not limited to:

- Dandelion
- Chickweed
- Clover
- Poison Ivy
- Poison Oak
- Blackberry
- Kudzu



Image 4: Three circular insets show close-up images of common weeds: dandelion, chickweed, and clover, indicating the product's effectiveness against these types.

## 5. MAINTENANCE AND STORAGE

### 5.1 Product Storage

Store the Spectracide Weed Stop For Lawns2 refill in its original container, tightly closed, in a cool, dry area inaccessible to children and pets. Protect from freezing and excessive heat.

### 5.2 Sprayer Maintenance

After each use, disconnect the refill bottle from the AccuShot sprayer. Rinse the sprayer nozzle and hose with water according to the AccuShot sprayer's instructions to prevent clogging and ensure proper function for future applications.

## 6. TROUBLESHOOTING

- Weeds not dying:**  
Ensure the product was applied during optimal temperature ranges (60-85°F). Verify that the weeds were lightly covered. Some tough weeds may require a second application after 30 days.
- Lawn damage:**  
Avoid applying when temperatures exceed 85°F. Do not over-apply the product; a light covering is sufficient. Ensure the product is used on established lawns and not on newly seeded areas or sensitive grass types not listed on the label.
- Sprayer not working:**  
Refer to the AccuShot continuous power sprayer's instruction manual for troubleshooting sprayer-specific issues, such as battery replacement or nozzle clogs.

## 7. PRODUCT SPECIFICATIONS




Brand	Spectracide
Model Number	HG-96417
Item Weight	48.5 pounds (for 4-pack)
Liquid Volume	680 Fluid Ounces (for 4-pack)
Item Form	Spray
Unit Count	192.0 Fluid Ounces (per 1.33 Gal bottle)
Product Dimensions	16 x 12 x 13.31 inches (for 4-pack)
Manufacturer	United Industries

## 8. SUPPORT AND FURTHER INFORMATION

For additional information, product updates, or to contact customer support, please visit the official Spectracide brand store or website. Always refer to the product label for the most current and complete instructions and safety information.

Visit the [Spectracide Store](#) for more products and resources.

Related Documents - HG-96417

	<p><a href="#">Spectracide Weed Stop for Lawns Plus Crabgrass Preventer Granules - Weed Control Guide</a></p> <p>Comprehensive guide to Spectracide Weed Stop for Lawns Plus Crabgrass Preventer Granules. Learn how to effectively kill over 200 broadleaf weeds and prevent crabgrass for up to 5 months. Includes application instructions, safety precautions, and weed lists.</p>
	<p><a href="#">Spectracide Triazicide Insect Killer For Lawns Granules - Safety Data Sheet</a></p> <p>Safety Data Sheet for Spectracide Triazicide Insect Killer For Lawns Granules (EPA Reg. No. 9688-250-8845). Provides comprehensive information on hazards, first aid, handling, storage, disposal, and regulatory status. Includes details on active ingredients like Gamma-Cyhalothrin and inert ingredients such as Peanut Hulls.</p>
	<p><a href="#">Spectracide Triazicide Insect Killer for Lawns: Granules - Effective Lawn Pest Control</a></p> <p>Spectracide Triazicide Insect Killer for Lawns (Granules) effectively controls over 100 types of lawn-damaging insects, including ants, grubs, chinch bugs, and ticks. Provides season-long control and season-long control against ants. Learn how to apply, spreader settings, and safety precautions.</p>