

IOGEAR GWU637

IOGEAR Universal Ethernet to Wi-Fi N Adapter User Manual

Model: GWU637 | Brand: IOGEAR

INTRODUCTION

The IOGEAR GWU637 Universal Ethernet to Wi-Fi N Adapter is designed to enable compatible Ethernet-only devices to connect to a Wi-Fi network. This adapter provides wireless access for devices such as smart TVs, gaming consoles, network printers, and other Ethernet-enabled electronics, allowing them to join your home or office wireless network without requiring a direct Ethernet cable connection to the router. It supports Wi-Fi N speeds up to 300Mbps on the 2.4GHz band, offering sufficient bandwidth for various multimedia applications including streaming and online gaming.



Image: The IOGEAR GWU637 adapter, showing its compact black design with the IOGEAR logo, WPS button, and Ethernet port.

WHAT'S IN THE BOX

Upon opening the product packaging, please verify that all the following components are included:

- 1 x Ethernet-2-WiFi Universal Wireless Adapter
- 1 x USB Power Cable
- 1 x USB Power Adapter
- 1 x Ethernet Cable (3ft)
- 1 x Quick Start Guide

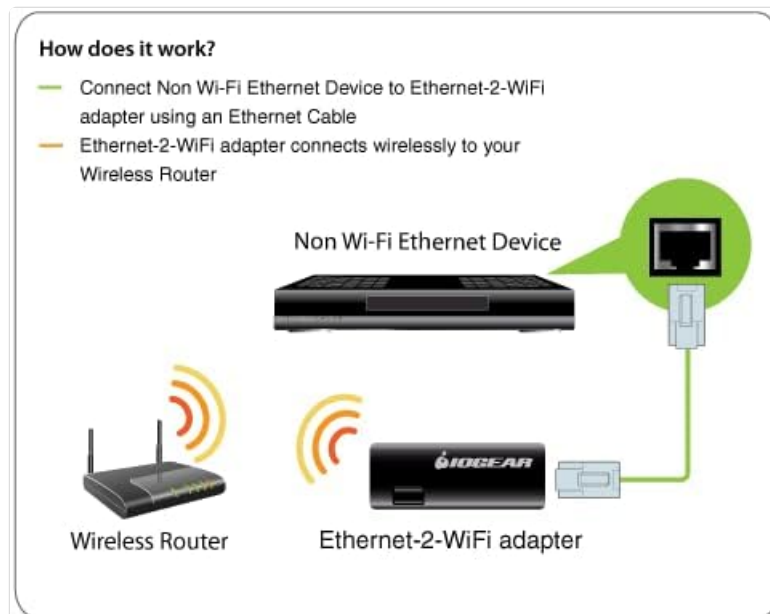


Image: The IOGEAR GWU637 adapter alongside its included USB power cable, USB power adapter, and Ethernet cable.

SETUP INSTRUCTIONS

The IOGEAR GWU637 adapter can be configured using two primary methods: Wi-Fi Protected Setup (WPS) for quick connection, or a manual setup process via a web browser.

WPS Setup (Recommended for compatible routers)

1. Ensure your wireless router supports WPS and that the WPS function is enabled.
2. Connect the IOGEAR GWU637 adapter to a power source using the provided USB cable and power adapter.
3. Press and hold the WPS button on your wireless router to initiate the WPS pairing process.
4. Within two minutes, press and hold the WPS button on the IOGEAR GWU637 adapter until the WLAN LED begins to flash. This indicates the adapter is attempting to connect to your router.
5. Once the WLAN LED on the adapter becomes solid, the connection is established.

Note: Pressing the WPS button on the adapter will erase and replace any previously saved configurations.



Image: A user's hand pressing the WPS button on the IOGEAR GWU637 adapter, illustrating the WPS setup process.

Manual Setup (For routers without WPS or specific configurations)

1. Connect the IOGEAR GWU637 adapter to a power source using the provided USB cable and power adapter.
2. Connect the adapter to a computer (PC or Mac) using the provided Ethernet cable. Ensure the computer's Wi-Fi is temporarily disabled to prevent conflicts during setup.
3. Open a web browser (Firefox, Internet Explorer on Windows, or Safari on macOS) and navigate to the adapter's default IP address (refer to the Quick Start Guide for the specific IP address, typically 192.168.1.252).
4. Follow the on-screen instructions in the web interface to scan for available Wi-Fi networks, select your desired network, and enter the Wi-Fi password (security key).
5. Save the settings and disconnect the adapter from the computer. The adapter is now configured for your Wi-Fi network.

Note: Pressing the WPS button on the adapter will erase and replace any previously saved configurations, including those from manual setup.



Image: The IOGEAR GWU637 adapter connected to a laptop via an Ethernet cable, demonstrating the manual setup process.

OPERATING INSTRUCTIONS

Once the IOGEAR GWU637 adapter is successfully configured to your Wi-Fi network, it functions as a bridge, allowing any Ethernet-enabled device to connect wirelessly.

1. Ensure the adapter is powered on via its USB connection. It can be powered by a USB port on your device (e.g., TV, gaming console) or the included USB power adapter.
2. Connect one end of the Ethernet cable (provided) to the Ethernet port on the IOGEAR GWU637 adapter.
3. Connect the other end of the Ethernet cable to the Ethernet (LAN) port of the device you wish to connect to Wi-Fi (e.g., smart TV, Blu-ray player, network printer, desktop PC).
4. The device should now have network access via the Wi-Fi connection established by the IOGEAR GWU637 adapter. No additional drivers or software are required on the connected device.

How does it work?

— After configuration (through WPS or manual set up) connect the non-wireless ethernet device to IOGEAR's Ethernet 2 Wi-Fi Adapter using an ethernet cable.

— IOGEAR's Ethernet 2 Wi-Fi Adapter connects wirelessly to your wireless router.

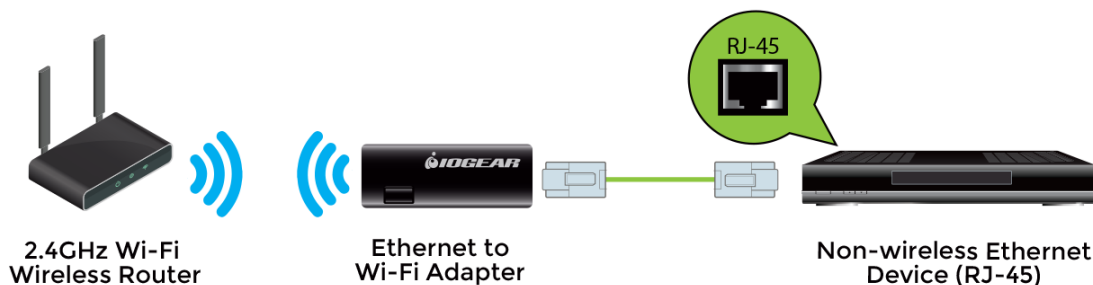


Image: A diagram illustrating the connection flow: a 2.4GHz Wi-Fi Wireless Router connects wirelessly to the Ethernet to Wi-Fi Adapter, which then connects via an RJ-45 Ethernet cable to a non-wireless Ethernet device.



Image: The IOGEAR GWU637 adapter connected to a printer, demonstrating its use in providing wireless connectivity to Ethernet-only devices.

COMPATIBILITY AND IMPORTANT CONSIDERATIONS

Before purchasing or setting up the IOGEAR GWU637, please note the following important compatibility details:

- **Network Type:** This adapter is designed to connect directly to a traditional 2.4GHz wireless router. It is **not compatible** with Enterprise Authentication networks or Mesh Wi-Fi Networks (networks with multiple nodes).
- **Hotspots/Repeaters:** This device will **not** create a hotspot or a secondary network. Hotspots, repeaters, and access points are not guaranteed to function properly with this adapter.
- **Frequency Band:** The adapter operates exclusively on the 2.4GHz Wi-Fi band. It will not work with 5GHz networks.
- **Power:** The device is powered by a USB port (5 Volts). No external power outlet is required if a USB port is available on the connected device.
- **Operating Temperature:** Due to its compact design, it is normal for the adapter to reach temperatures of approximately 122 degrees Fahrenheit (50 degrees Celsius) during operation.



Compatible with Traditional 2.4GHz Wireless Router



Not Compatible with Mesh Wi-Fi Router

Before You Buy

Not compatible with Enterprise Authentication or Mesh Network (network with multiple nodes). This device is designed to connect directly to a wireless router. Hotspots, repeaters, and access points are not guaranteed to function properly. This device WILL NOT create a hotspot or a secondary network.

Image: A visual guide indicating that the IOGEAR GWU637 is compatible with traditional 2.4GHz wireless routers but not with Mesh Wi-Fi router systems.

SPECIFICATIONS

Feature	Detail
Model Number	GWU637
Wireless Type	802.11bgn (Wi-Fi N)
Frequency Band	2.4GHz
Data Transfer Rate	Up to 300 Mbps
Hardware Interface	Ethernet (RJ-45), USB (for power)
Compatible Devices	Audio Video Receivers, Desktop PCs, Laptops, Printers, VOIP Phones, DVRs, NVRs, Legacy TV/AV Equipment
Compatible OS Family	MacOS, Windows (for setup via browser)
Power Source	USB (5 Volts)
Product Dimensions (LxWxH)	2.56 x 0.75 x 1 inches (6.5 x 1.9 x 2.5 cm)

Item Weight	0.8 ounces (22.68 g)
Color	Black
Security Protocols	WEP, WPA, WPA2, TKIP, AES encryption

TROUBLESHOOTING

- **No Network Connection:**

- Ensure the adapter is properly powered via USB.
- Verify the Ethernet cable is securely connected between the adapter and your device.
- Confirm the adapter is successfully connected to your Wi-Fi network (check WLAN LED status). If not, re-attempt WPS or manual setup.
- Check your router's settings to ensure it is broadcasting a 2.4GHz signal and that the adapter's MAC address is not blocked if MAC filtering is enabled.

- **Slow Connection Speed:**

- Ensure the adapter is within optimal range of your wireless router. Obstacles like walls can degrade signal strength.
- Minimize interference from other 2.4GHz devices (e.g., cordless phones, microwaves).
- Verify your internet service provider's speed and your router's capabilities. The adapter's maximum speed is 300Mbps, but actual speeds depend on your network environment.

- **WPS Setup Fails:**

- Ensure your router's WPS function is active and you are pressing the correct WPS button on both the router and the adapter within the allowed timeframe.
- If WPS continues to fail, use the manual setup method via a web browser.

- **Adapter Feels Warm:**

- It is normal for the adapter to become warm during operation, reaching temperatures up to approximately 122°F (50°C). This does not indicate a malfunction.

For more detailed troubleshooting steps and support, please refer to the official IOGEAR support website or the full user manual PDF available for download.

MAINTENANCE

The IOGEAR GWU637 adapter requires minimal maintenance to ensure optimal performance and longevity:

- **Cleaning:** Use a soft, dry cloth to clean the exterior of the adapter. Avoid using liquid cleaners, aerosols, or abrasive solvents.
- **Environment:** Keep the adapter in a dry environment, away from excessive heat, humidity, and direct sunlight.
- **Firmware Updates:** Periodically check the IOGEAR official website for any available firmware updates for the GWU637 model. Firmware updates can improve performance, add features, or resolve issues.
- **Storage:** If storing the adapter for an extended period, disconnect it from power and store it in a cool, dry place.




WARRANTY AND SUPPORT

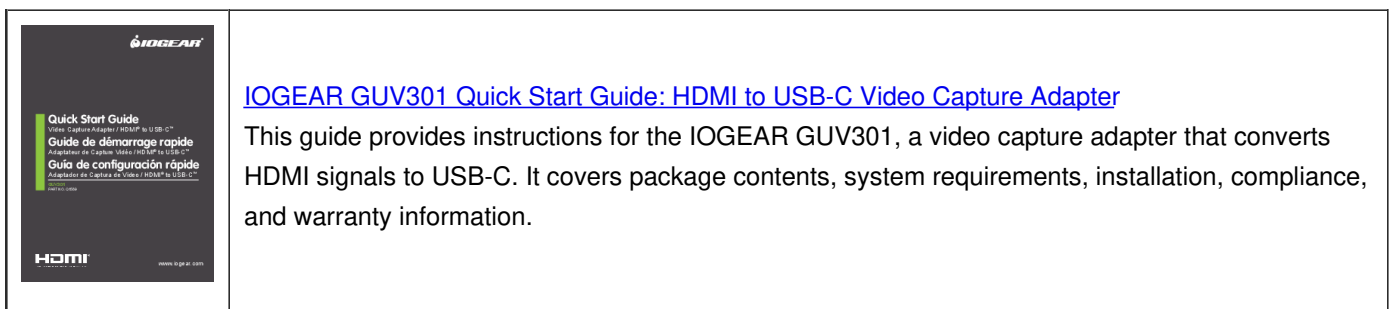
IOGEAR products are backed by a limited warranty. For specific warranty terms and conditions applicable to the GWU637, please refer to the warranty information provided in the original product packaging or visit the official IOGEAR website.

For technical support, product registration, or to download the complete user manual (PDF), please visit the IOGEAR support section online. You can also find additional resources and FAQs there.


Official User Manual (PDF): [Download Here](#)

Related Documents

	<p>IOGEAR GWU637 Ethernet-2-WiFi Universal Wireless Adapter User Manual</p> <p>This user manual for the IOGEAR GWU637 Ethernet-2-WiFi Universal Wireless Adapter provides detailed setup instructions for Windows and macOS, hardware overview, wireless configuration steps, compliance information, and warranty details.</p>
	<p>IOGEAR GVC311 Quick Start Guide: HD to VGA Adapter with Audio</p> <p>Get started quickly with the IOGEAR GVC311 HD to VGA Adapter with Audio. This guide covers package contents, system requirements, installation, and warranty information.</p>
	<p>IOGEAR Dock Pro Duo USB-C Docking Station User Manual</p> <p>Comprehensive user manual for the IOGEAR Dock Pro Duo USB-C Docking Station (GUD3CDHTAA). Learn about its features, hardware installation, software setup for Windows and macOS, display configuration, specifications, and warranty information.</p>



Documents - IOGEAR – GWU637



[\[pdf\]](#) User Manual Quick Start Guide Specifications Guide Warranty

User Manual IOGEAR 7 Wireless Configuration Using Wi Fi Protected Setup WPS 1 Power on your Ethernet 2 WiFi adapter by connecting the included micro USB cable to power and plugging into an available outlet GWU637 ver2 0 iogear support dm manual mnnid 1691 |||

User Manual Ethernet-2-WiFi Universal Wireless Adapter **GWU637** PART NO. M1357 www.iogear.com 1 Designed in California, USA 2022 IOGEAR All rights reserved.

ATEN is a registered trademark of ATEN International Co., LTD. All other trademarks are the properties of their respective owners. Reproduction...

lang:en score:40 filesize: 2.82 M page_count: 36 document date: 2022-06-21



[\[pdf\]](#) Datasheet

GWU637 Datasheet IOGEAR iogear datasheet generate |||

GWU637 Universal Wi-Fi N Transmitter- Ethernet to WiFi N 300Mbps Wireless Ethernet - Convert Ethernet to Wi-Fi On Any Device Enjoy the freedom of Wi-Fi connectivity for any of your Ethernet enabled devices at home or in the office with IOGEAR s Ethernet-2-WiFi Universal Wireless Adapter. This is th...

lang:en score:38 filesize: 142.58 K page_count: 3 document date: 2022-07-28



[\[pdf\]](#) Datasheet

GWU637 Datasheet IOGEAR iogear datasheet generate view

GWU637 Universal Wi-Fi N Transmitter- Ethernet to WiFi N 300Mbps Wireless Ethernet - Convert Ethernet to Wi-Fi On Any Device Enjoy the freedom of Wi-Fi connectivity for any of your Ethernet enabled devices at home or in the office with IOGEAR s Ethernet-2-WiFi Universal Wireless Adapter. This is th...

lang:en score:38 filesize: 142.56 K page_count: 3 document date: 2021-09-20



[\[pdf\]](#) Quick Start Guide Datasheet Guide Warranty

IOGEAR Universal Ethernet to Wi Fi N Adapter 6 days ago — Push button Protected Setup™ WPS simplifies secure connections existing networks 1 x Quick Start Guide Warranty Card Page 2 iogear 4386682 farnell datasheets |||

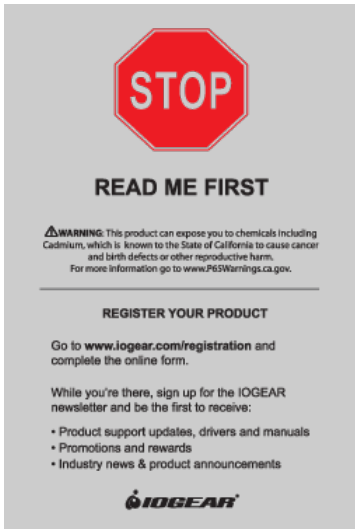
GWU637 IOGEAR Universal Ethernet to Wi-Fi N Adapter Enjoy the freedom of Wi-Fi connectivity for any of your Ethernet enabled devices at home or in the office with IOGEAR s Ethernet-2-WiFi Universal Wireless Adapter. Features Wirelessly connect Ethernet enabled devices to most Wi-Fi network* Turn le...

lang:en score:37 filesize: 102.47 K page_count: 2 document date: 2024-08-05



[\[pdf\]](#) Guide Accessories Catalog

2015 IOGEAR mini guide August5a indd MiniGuide LowRes iogear press catalog PRODUCT GUIDE www.iogear.com IOGEAR, an ATEN International Company, headquartered in Foothill Ran ... struction, operating system being used, interference and other adverse conditions. 26 Networking **GWU637** Ethernet-2-WiFi Universal Wireless Adapter Wirelessly connect any Ethernet enabled device to... lang:en score:36 filesize: 5.99 M page_count: 28 document date: 2015-08-26



[\[pdf\]](#) User Manual Quick Start Guide Specifications Guide Warranty

User Manual Amazon IOGEAR Universal Ethernet to Wi Fi N Adapter Speeds of up 300Mbps on 2 4GHz Push button Protected Setup WPS Supports WEP WPA WPA2 TKIP and AES encryption GWU637 Electronics B1i3brF7L6L m media amazon images I ||| User Manual Ethernet-2-WiFi Universal Wireless Adapter **GWU637** PART NO. M1357 www.iogear.com 1 Designed in California, USA 2022 IOGEAR All rights reserved. ATEN is a registered trademark of ATEN International Co., LTD. All other trademarks are the properties of their respective owners. Reproducti... lang:en score:36 filesize: 2.97 M page_count: 38 document date: 2025-02-18



[\[pdf\]](#) User Manual Instructions Dimension Guide Decleration of Conformity Warranty ORIGINAL INSTRUCTIONS Tone Swiss TOUCH 03 02 Summary Dimensions 04 General instruction The temperature range of the environment surrounding appliance shall be included touch manual final v1 0 tone swiss TOUCH 03 03 ORIGINAL INSTRUCTIONS Content TOUCH 03 02 Summary 03 Dimensions 04 General instr ... dress IP address: Subnet mask: Default gateway: 192.168. 1 . 1 255.255.255. 0 leave empty IOGear **GWU637** Ethernet-2-Wifi The adapter is preconfigured as follows: SSID: Encryption: Password: ToneT... lang:en **score:36** filesize: 2.21 M page_count: 28 document date: 2020-05-08



[\[pdf\]](#) Borchure IOGEAR GWU637 Brochure Ethernet 2 WiFi Universal Wireless Adapter B H 256152 bhphotovideo lit files ||| Ethernet-2-WiFi Universal Wireless Adapter **GWU637** q Wirelessly connect Ethernet enabled devices to any Wi-Fi network q Turn legacy electronics into high-speed Wi-Fi enabled devices q Supports transfer speeds of up to 300Mbps on 2.4GHz networks q Compatible with 802.11b/g/n network standards q Smal... lang:en **score:35** filesize: 155.97 K page_count: 3 document date: 2015-12-08



[\[pdf\]](#) User Manual Connecting to Cloud Services Using a Mobile Hotspot Listen the adapter please consult included manual The electronic version of can be located at iogear support dm GWU637 LTN0040 060820 listentech 2020 04 ListenTech Note For other mobile devices or if steps vary refer your device s contact manufacturer for assistance ListenTech-Note Connecting to the Listen Everywhere Cloud Manager Using a Mobile Hotspot Overview: T ... ugh the Cloud Manager. Required Product: Listen Everywhere server IOGEAR Ethernet-2-WiFi adapter **GWU637** A mobile hotspot from a tablet, smartphone, MiFi device, etc. PC or Mac computer with an... lang:en **score:35** filesize: 134.89 K page_count: 4 document date: 2020-06-08

at home at work on-the-go

GWU637
Universal Wi-Fi N
Transmitter- Ethernet to Wi-
Fi N 300Mbps



Wireless Ethernet - Convert Ethernet to Wi-Fi On Any Device
Enjoy the freedom of Wi-Fi connectivity for any of your Ethernet enabled devices at home or in the office with IOGEAR's Ethernet 2-WiFi Universal Wireless Adapter. This is the ideal solution for devices that do not have built-in Wi-Fi and is universally compatible with any device with an Ethernet port. Avoid the clutter of cables and connect devices such as HDTV's, game consoles, and Blu-ray players to your Wi-Fi network.

Turn Legacy Gadgets, Printers, VDP's Into High Speed Wi-Fi Enabled Devices
Order laptops, AV receivers, network printers and other Ethernet only devices leave you at the mercy of a hardwired data connection. With IOGEAR's Ethernet 2-WiFi Universal Wireless Adapter, you can breathe new life into your legacy electronics by giving them Wi-Fi capability.

Maximize Transfer Speeds
Using dual antennas (2DPS), the adapter delivers data rates up to 300Mbps and boosts speeds twice that of IOGEAR's Universal Wireless N Adapter (GWU627). The increased speed supports sufficient bandwidth for faster file transfers, music downloads, video streaming, online gaming, and HD multimedia applications.

- Instantly convert Ethernet enabled devices to most Wi-Fi network*
- Can help electronics with high speed Wi-Fi enabled devices
- Supports transfer speeds of up to 300Mbps on 2.4GHz networks
- Compatible with 802.11n/g/b network standards
- Small form factor for easy placement
- Multi-protocol Wi-Fi Protected Setup (WPS) simplifies secure connections to existing Wi-Fi networks
- Supports IEEE 802.11n, IEEE 802.11g and IEEE 802.11b
- Not Compatible with 2-Dependent Authentication





www.iogear.com

[pdf] Datasheet

GWU637 Datasheet IOGEAR Universal Wi Fi N Transmitter Ethernet to 300Mbps iogear gwu637 not connecting assets contentstack io v3 blt4f29123a87c48c8b blt17db1be50bec71ad 5c4994c15f3670640c4d2023 |||

GWU637 Universal Wi-Fi N Transmitter- Ethernet to WiFi N 300Mbps Wireless Ethernet - Convert Ethernet to Wi-Fi On Any Device Enjoy the freedom of Wi-Fi connectivity for any of your Ethernet enabled devices at home or in the office with IOGEAR s Ethernet-2-WiFi Universal Wireless Adapter. This is th...
lang:en score:35 filesize: 146.7 K page_count: 2 document date: 2019-01-24

at home at work on-the-go

GWU637
Universal Wi-Fi N
Transmitter- Ethernet to Wi-
Fi N 300Mbps



Wireless Ethernet - Convert Ethernet to Wi-Fi On Any Device
Enjoy the freedom of Wi-Fi connectivity for any of your Ethernet enabled devices at home or in the office with IOGEAR's Ethernet 2-WiFi Universal Wireless Adapter. This is the ideal solution for devices that do not have built-in Wi-Fi and is universally compatible with any device with an Ethernet port. Avoid the clutter of cables and connect devices such as HDTV's, game consoles, and Blu-ray players to your Wi-Fi network.

Turn Legacy Gadgets, Printers, VDP's Into High Speed Wi-Fi Enabled Devices
Order laptops, AV receivers, network printers and other Ethernet only devices leave you at the mercy of a hardwired data connection. With IOGEAR's Ethernet 2-WiFi Universal Wireless Adapter, you can breathe new life into your legacy electronics by giving them Wi-Fi capability.

Maximize Transfer Speeds
Using dual antennas (2DPS), the adapter delivers data rates up to 300Mbps and boosts speeds twice that of IOGEAR's Universal Wireless N Adapter (GWU627). The increased speed supports sufficient bandwidth for faster file transfers, music downloads, video streaming, online gaming, and HD multimedia applications.

- Instantly convert Ethernet enabled devices to most Wi-Fi network*
- Can help electronics with high speed Wi-Fi enabled devices
- Supports transfer speeds of up to 300Mbps on 2.4GHz networks
- Compatible with 802.11n/g/b network standards
- Small form factor for easy placement
- Multi-protocol Wi-Fi Protected Setup (WPS) simplifies secure connections to existing Wi-Fi networks
- Supports IEEE 802.11n, IEEE 802.11g and IEEE 802.11b
- Not Compatible with 2-Dependent Authentication





www.iogear.com

[pdf] Datasheet

GWU637 Datasheet IOGEAR Wi Fi Transmitter Spec Sheet Universal Ethernet Cables and Power Backup POSGuys gwu637 datasheet posguys |||

GWU637 Universal Wi-Fi N Transmitter- Ethernet to WiFi N 300Mbps Wireless Ethernet - Convert Ethernet to Wi-Fi On Any Device Enjoy the freedom of Wi-Fi connectivity for any of your Ethernet enabled devices at home or in the office with IOGEAR s Ethernet-2-WiFi Universal Wireless Adapter. This is th...
lang:en score:34 filesize: 146.7 K page_count: 2 document date: 2019-01-15

at home at work on-the-go

GWU637
Universal Wi-Fi N
Transmitter- Ethernet to Wi-
Fi N 300Mbps



Wireless Ethernet - Convert Ethernet to Wi-Fi On Any Device
Enjoy the freedom of Wi-Fi connectivity for any of your Ethernet enabled devices at home or in the office with IOGEAR's Ethernet 2-WiFi Universal Wireless Adapter. This is the ideal solution for devices that do not have built-in Wi-Fi and is universally compatible with any device with an Ethernet port. Avoid the clutter of cables and connect devices such as HDTV's, game consoles, and Blu-ray players to your Wi-Fi network.

Turn Legacy Gadgets, Printers, VDP's Into High Speed Wi-Fi Enabled Devices
Order laptops, AV receivers, network printers and other Ethernet only devices leave you at the mercy of a hardwired data connection. With IOGEAR's Ethernet 2-WiFi Universal Wireless Adapter, you can breathe new life into your legacy electronics by giving them Wi-Fi capability.

- Instantly convert Ethernet enabled devices to most Wi-Fi network*
- Can help electronics with high speed Wi-Fi enabled devices
- Supports transfer speeds of up to 300Mbps on 2.4GHz networks
- Compatible with 802.11n/g/b network standards
- Small form factor for easy placement
- Multi-protocol Wi-Fi Protected Setup (WPS) simplifies secure connections to existing Wi-Fi networks
- Supports IEEE 802.11n, IEEE 802.11g and IEEE 802.11b
- Not Compatible with 2-Dependent Authentication






www.iogear.com

[pdf] Datasheet Borchure

GWU637 Datasheet IOGEAR Manufacturer Brochure IEEE 802.11n Wi-Fi Adapter CareTek Information Technology Solutions 1032647709 content utilize Manufacturer |||

GWU637 Universal Wi-Fi N Transmitter- Ethernet to WiFi N 300Mbps Wireless Ethernet - Convert Ethernet to Wi-Fi On Any Device Enjoy the freedom of Wi-Fi connectivity for any of your Ethernet enabled devices at home or in the office with IOGEAR s Ethernet-2-WiFi Universal Wireless Adapter. This is th...
lang:en score:33 filesize: 142.56 K page_count: 3 document date: 2022-04-27




[\[pdf\]](#) Decleration of Conformity Test Report

Microsoft Word RF 260 02 Declaration of Conformity FCC subpart 15B Elina li ATEN Technology Inc dba IOGEAR GWU637 Ethernet 2 WiFi Universal Wireless Adapter QLEGWU637 gwu637

DECLARATION OF CONFORMITY DoC Equipment: Trademark s and Model s :

Manufacturer: FCC ID in case other parts of this equipment are subject to certification: ATEN Technology, Inc., dba IOGEAR IOGEAR and **GWU637** 19641 Da Vinci Foothill Ranch California United States 92610 This device complies with...

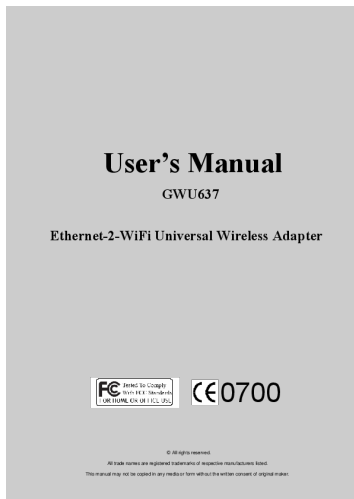
lang:en **score:31** filesize: 37.52 K page_count: 2 document date: 2015-07-20



[IOGEAR GWU637 Ethernet-2-WiFi Universal Wireless Adapter User Manual](#)

This user manual for the IOGEAR GWU637 Ethernet-2-WiFi Universal Wireless Adapter provides detailed setup instructions for Windows and macOS, hardware overview, wireless configuration steps, compliance information, and warranty details.

lang:en **score:31** filesize: 1.88 M page_count: 56 document date: 2015-11-30




[\[pdf\]](#) User Manual Documentation

Danny H User manual ATEN Technology Inc dba IOGEAR GWU637 Ethernet 2 WiFi Universal Wireless Adapter QLEGWU637 gwu637

User s Manual **GWU637** Ethernet-2-WiFi Universal Wireless Adapter 0700 All rights reserved. All trade names are registered trademarks of respective manufacturers listed. This manual may not be copied in any media or form without the written consent of original maker. USER S MANUAL OF WLAN BROADBAND...

lang:en **score:30** filesize: 1.88 M page_count: 80 document date: 2015-07-20




[\[pdf\]](#) User Manual Specifications Warranty

User Manual Manuel Utilisateur de Usuario 667720 bhphotovideo lit_files

User Manual Ethernet-2-WiFi Universal Wireless Adapter Manuel Utilisateur Adaptateur sans fil universel Ethernet-2-WiFi **GWU637** Manual de Usuario Adaptador inalámbrico universal **GWU637** para Ethernet-2-WiFi **GWU637** PART NO. M1357 www.iogear.com 1 Designed in California, USA 2015 IOGEAR All rights rese...

lang:en **score:30** filesize: 1.67 M page_count: 21 document date: 2021-01-04

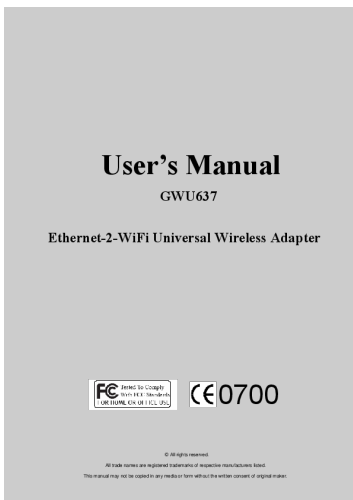


[\[pdf\]](#) User Manual

Connecting to the Listen Everywhere Cloud Manager Using a Mobile Hotspot Brian Correia manual or contact your device manufacturer for assistance 2 Connect server with Ethernet WiFi adapter via LTN0040 Services 042220 listentech 2020 04

ListenTech-Note Connecting to the Listen Everywhere Cloud Manager Using a Mobile Hotspot OVERVIEW: T ... gh the Cloud Manager. REQUIRED PRODUCTS: Listen Everywhere server IOGEAR Ethernet-2-WiFi adapter **GWU637** A mobile hotspot from a tablet, smartphone, MiFi device, etc. PC or Mac computer with an...

lang:en score:27 filesize: 314.51 K page_count: 4 document date: 2020-04-22



[\[pdf\]](#) User Manual Documentation

Danny H ManualIOGear routers Common usernames passwords and Default IPsmanual 2688 gwu637192 168 1login org manual gwu637 |||

User s Manual **GWU637** Ethernet-2-WiFi Universal Wireless Adapter 0700 All rights reserved. All trade names are registered trademarks of respective manufacturers listed. This manual may not be copied in any media or form without the written consent of original maker. USER S MANUAL OF WLAN BROADBAND...

lang:en score:26 filesize: 1.88 M page_count: 80 document date: 2015-07-20



[\[pdf\]](#)

Ethernet 2 WiFi Universal Wireless Adapter CNET Content Instantly connect to your network with the push of a button IOGEAR s supports Wi Fi Protected Setup WPS giving you capability Convert On Any Device and fast connection any USB enabled television using the BE949A66 74DE 49E9 8883 F58E9CF138A9 files bbystatic xXZLOiAP8MfmpnC0Q6ArZQ

Ethernet-2-WiFi Universal Wireless Adapter **GWU637** q Wirelessly connect Ethernet enabled devices to any Wi-Fi network q Turn legacy electronics into high-speed Wi-Fi enabled devices q Supports transfer speeds of up to 300Mbps on 2.4GHz networks q Compatible with 802.11b/g/n network standards q Smal...


lang:en score:25 filesize: 156.18 K page_count: 3 document date: 2015-12-02



[\[pdf\]](#) User Manual Instructions Dimension Guide Declaration of Conformity Warranty

TOUCH 03 User ManualTouch03 Manualcdn shopify s files 1 0576 3999 3526 Touch03 Manual v 1635356513 |||

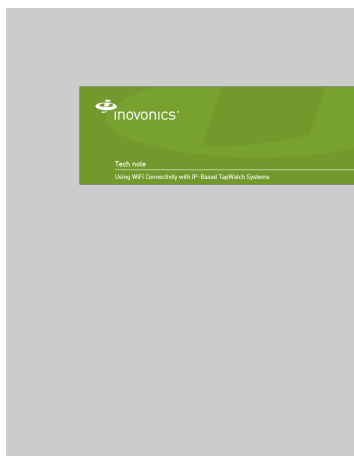
TOUCH 03 03 ORIGINAL INSTRUCTIONS Content TOUCH 03 03 Dimensions 04 General instruction 05 I ... dress IP address: Subnet mask: Default gateway: 192.168.1 . 1 255.255.255. 0 leave empty IOGear **GWU637** Ethernet-2-Wifi The adapter is preconfigured as follows: SSID: Encryption: Password: ToneT...
lang:en score:22 filesize: 2.22 M page_count: 28 document date: 2020-06-09



[\[pdf\]](#) Guide Accessories Catalog

IOGEAR 2016 MiniGuide iogear pressfiles catalog


6 A/V Digital Home Wireless A/V 7 Extender / Switch 10 DisplayPort10 Type-C11 12Mobility GearPow ... cure connections to existing Wi-Fi networks Works with 802.11a/b/g/n routers and access points 28 **GWU637** Ethernet-2-WiFi Universal Wireless Adapter Wirelessly connect any Ethernet enabled device to...
lang:en score:21 filesize: 5.45 M page_count: 21 document date: 2015-12-15



[\[pdf\]](#)

Using WiFi Connectivity with TapWatch Gateways fm bwhitmer IP Based Systems Technical Documents
Inovonics inovonics 2019 02 |||

Tech note Using WiFi Connectivity with IP-Based TapWatch Systems Introduction In certain propertie ... y or remote data logger. 3. Download the latest driver at https://www.iogear.com/support/ dm/driver/**GWU637**. 1/27/20 TN1113B Inovonics, 2020 - www.inovonics.com 3 4. Disconnect your computer from ...
lang:en score:21 filesize: 128.1 K page_count: 5 document date: 2020-01-27




[pdf] Documentation

Connecting to the Listen Everywhere Cloud Manager Using a Mobile Hotspot Brian Correia Services

Technical Documentation Technologies LTN0040 073021 listentech 2020 04 |||

ListenTech-Note Connecting to the Listen Everywhere Cloud Manager Using a Mobile Hotspot Overview: T ... ough the Cloud Manager. Required Product: Listen Everywhere server IOGEAR Ethernet-2-WiFi adapter **GWU637** A mobile hotspot from a tablet, smartphone, MiFi device, etc. PC or Mac computer with an...

lang:en score:20 filesize: 314.37 K page_count: 4 document date: 2021-07-30



[pdf]

Connecting to the Listen Everywhere Cloud Manager Using a Mobile Hotspot Brian Correia LTN0040

Services 22 02 23 V2 listentech 2020 04 |||

ListenTech-Note Connecting to Listen Everywhere Cloud Services Using a Mobile Hotspot Overview: The ... ough the Cloud Manager. Required Product: Listen Everywhere server IOGEAR Ethernet-2-WiFi adapter **GWU637** A mobile hotspot from a tablet, smartphone, MiFi device, etc. PC or Mac computer with an...

lang:en score:20 filesize: 314.43 K page_count: 4 document date: 2022-02-23

FCC Request for non-disclosure RF_501, Issue 6	Date: 16-Jul-10 Page 1 of 1
Company Name: ATEN Technology, Inc., dba IOGEAR. Address: 19641 Da Vinci/Foothill Ranch, California, United States City: 92610 Country: United States	
To: Telefication B.V., Dept. FCC TCB Edisonstraat 12A 6902 PK ZEVENHAAR The Netherlands	
Subject: Request for confidentiality FCC ID: Reference number: #4444	
Dear FCC TCB:	
1. Long-Term Confidentiality Pursuant to 47 CFR Section 5.45(b)(1) & (b), we hereby request non-disclosure and confidential treatment of the following materials submitted in support of FCC certification application: <input type="checkbox"/> Block of Material <input checked="" type="checkbox"/> Block Diagrams <input type="checkbox"/> Operational Description <input checked="" type="checkbox"/> Schematic Diagrams <input type="checkbox"/> Turn-Up Procedures Above materials contain secrets, proprietary and technical information, which would customarily be guarded from competitors under 47 CFR section 5.45(b)(3). Disclosure or publication of any portion of the company confidential material to other parties could create unfairly competitive harm and provide unfair/unlawful benefits to competitors.	
2. Short-Term Confidentiality (STC) Pursuant to Public Notice DA 10-170 of the Commission's policy, in order to comply with the marketing requirements in 47 CFR §2.903 and the importation rules in 47 CFR §2.1004, applicant hereby requests Short-Term Confidential treatment of the following materials (see 1): <input type="checkbox"/> Internal Photos <input type="checkbox"/> User's Manual <input type="checkbox"/> Test Set-Up Photos <input type="checkbox"/> External Photos Justification: Planned Release Date STC: (none, 2, 3, 4, 5)	
Date: 03/07/2015 Name and position of applicant: Mr. Joseph Zhang	
Notes: 1. If approved or part of document is not the type of confidentiality. 2. Short-Term Confidentiality is complete in 90 days from date of grant. It can be extended max 2 times (total time 180 days max) / 47 CFR section 2.903(b)(3) and 2.1004(b)(3). 3. If STC is not granted, the applicant must provide a written explanation to the Commission on or before 90 days of the grant. 4. Request for extension or for release must be received by Telefication on or before 7 days before date of actual marketing or before expiration of the STC period.	

[pdf] Confidentiality Request Letter

Microsoft Word RF 501 06 Request for LT or STC confidentiality FCC Elina li ATEN Technology Inc dba

IOGEAR GWU637 Ethernet 2 WiFi Universal Wireless Adapter QLEGWU637 gwu637

FCC, Request for non-disclosure RF_501, Issue 6 Date: 16-Jul-10 Page 1 of 1

Company Name: ATEN Technology, Inc., dba IOGEAR. Address: 19641 Da Vinci, Foothill Ranch, California, United States, 92610 City: California Country: United States To: Telefication B.V., Dept. FCC TCB Edisonstraat 12A 69...


lang:en score:19 filesize: 20.03 K page_count: 1 document date: 2015-07-20



[\[pdf\]](#) Guide Catalog

2022 Product Catalog IOGEAR GWLRSSKIT4KTX Additional Transmitter for GWLRSSKIT4K Long Range Wireless 4K Video Kit Networking Solutions 2021 MiniGuide iogear catalog |||

CONNECT. CREATE. INNOVATE. A/V Digital Home 600 ft GWLRSSKIT4K Long Range Wireless 4K Switch/Sp ... o standard USB-A devices Anodized aluminum shell provides superior durability 16 Networking Wi-Fi **GWU637** Universal Wi-Fi N Adapter - Ethernet to Wi-Fi N 300 Mbps Wirelessly connect any Ethernet ena...
lang:en score:19 filesize: 3.64 M page_count: 23 document date: 2021-10-27



[\[pdf\]](#) Accessories Catalog

IOGEAR 2017 Catalog iogear press catalog |||

WE CONNECT TOMORROW, TODAY 4 A/V Digital Home Wireless A/V 5 Powerline A/V 9 Extender / Splitte ... secure connections to existing Wi-Fi networks Works with 802.11a/b/g/n routers and access points **GWU637** Universal Wi-Fi N Adapter - Ethernet to Wi-Fi N 300Mbps Wirelessly connect any Ethernet enab...
lang:en score:18 filesize: 7.39 M page_count: 25 document date: 2017-06-15



WiFi performance is slow or does not connect well to my network November 19, 2019

Some high-performance routers with extended range like the Orbi RBR50 Mesh Network router do not work well with the SIGLENT TL-W725N wireless adapter.

The WiFi adapter update rate is also not as fast as a directly wired LAN connection.

A solution is to use an Ethernet to WiFi Wireless Adapter like the IOGEAR Ethernet 2-WiFi Universal Wireless Adapter, **GWU637**. These types of adapters offer more connection options at higher data rates.

[\[pdf\]](#)

WiFi performance is slow or does not connect well to my network Siglent Nov 19 2019 · The adapter update rate also as fast a directly wired LAN connection A solution use an Ethernet Wireless Adapter siglentna operating tip wifi 15882 |||

WiFi performance is slow or does not connect well to my network November 19, 2019 Some high-performa ... se an Ethernet to WiFi Wireless Adapter like the IOGEAR Ethernet-2-WiFi Universal Wireless Adapter, **GWU637**. These types of adapters offer more connection options at higher data rates. 2023 SIGLENT TE...

lang:en score:18 filesize: 37.23 K page_count: 2 document date: 2025-06-17

lang:en score:18 filesize: 37.23 K page count: 2 document date: 2022-10-28

[illegible]

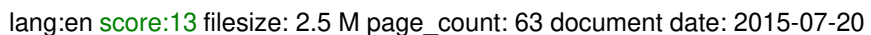
9 1 9 =


[illegible]

[Return from 00000000 model=none to page=00000000 document date=00-00-00](#)

- (1) Register (for FCC application)
- (2) For FCC, it must be the Universal Code "555-0100" or the authorized agent.

lang:en score:14 filesize: 1.43 M page_count: 1 document date: 2015-07-20






[pdf] Test Report

Microsoft Word Part 15 247 Administrator Test report ATEN Technology Inc dba IOGEAR GWU637

Ethernet 2 WiFi Universal Wireless Adapter QLEGWU637 gwu637

...

lang:en score:13 filesize: 2.11 M page_count: 108 document date: 2015-07-08




[pdf] Test Report SAR Rating

Microsoft Word test plots Administrator Test report SAR ATEN Technology Inc dba IOGEAR GWU637

Ethernet 2 WiFi Universal Wireless Adapter QLEGWU637 gwu637

...

lang:en score:13 filesize: 266.1 K page_count: 10 document date: 2015-07-20



[pdf] Product Photos Teardown

Microsoft Word INTERNAL PHOTOGRAPHS OF EUT Administrator Internal photo ATEN Technology Inc

dba IOGEAR GWU637 Ethernet 2 WiFi Universal Wireless Adapter QLEGWU637 gwu637

Compliance Certification Services Inc. Date of Issue :June 18, 2015 FCC ID:

QLEGWU637 Report No: C150424R03-RPW INTERNAL PHOTOGRAPHS OF EUT

WiFi Antenna Page 1 of 3 Compliance Certification Services Inc. Date of Issue :June

18, 2015 FCC ID: QLEGWU637 Report No: C150424R03-RPW Page 2 of 3 ...

lang:en score:13 filesize: 308.08 K page_count: 3 document date: 2015-07-24

