

Bosch Professional GOP 30-28

Bosch Professional GOP 30-28 Multi-Tool User Manual

1. INTRODUCTION

This manual provides essential information for the safe and efficient operation of your Bosch Professional GOP 30-28 Multi-Tool. Please read it thoroughly before first use and keep it for future reference. This versatile tool is designed for various applications including sawing, cutting, sanding, and scraping, offering high performance and precision for professional tasks.

2. GENERAL SAFETY INSTRUCTIONS

Always observe the following safety precautions to prevent electric shock, fire, and serious injury.

- **Read all safety warnings and instructions.** Failure to follow the warnings and instructions may result in electric shock, fire, and/or serious injury.
- **Keep the work area clean and well-lit.** Cluttered or dark areas invite accidents.
- **Do not operate power tools in explosive atmospheres,** such as in the presence of flammable liquids, gases, or dust. Power tools create sparks which may ignite the dust or fumes.
- **Keep children and bystanders away** while operating a power tool. Distractions can cause you to lose control.
- **Wear appropriate personal protective equipment (PPE),** including safety glasses, hearing protection, dust mask, and gloves, as required by the task.
- **Secure the workpiece.** Use clamps or other practical ways to secure and support the workpiece to a stable platform. Holding the work by hand or against your body is unstable and may lead to loss of control.
- **Avoid accidental starting.** Ensure the switch is in the off-position before plugging in.
- **Do not overreach.** Keep proper footing and balance at all times. This enables better control of the power tool in unexpected situations.
- **Disconnect the plug from the power source** before making any adjustments, changing accessories, or storing power tools.

3. PRODUCT OVERVIEW

The Bosch Professional GOP 30-28 Multi-Tool is a robust and versatile oscillating tool designed for precision work. Its compact design and powerful motor make it suitable for a wide range of applications.



Figure 3.1: The Bosch Professional GOP 30-28 Multi-Tool, showcasing its compact design and ergonomic grip.

3.1 Key Features

- **Powerful 300 W Motor:** Ensures high performance for demanding tasks.
- **Starlock Interface:** Provides optimized three-dimensional geometry for high power transmission and secure accessory fitting.
- **Ergonomic Grip:** Small handle design for excellent handling and precise tool control.
- **Magnetic Accessory Support:** Facilitates simple and quick accessory changes.

3.2 Product Video Overview

Your browser does not support the video tag.

Video 3.1: A brief overview of the Bosch Professional GOP 30-28 Multi-Tool, highlighting its design and key features.

4. SETUP

4.1 Attaching Accessories

The Bosch GOP 30-28 features a Starlock interface with magnetic support for quick and secure accessory changes. Ensure the tool is unplugged before attaching or removing accessories.

1. Align the accessory (e.g., saw blade, sanding pad) with the Starlock interface on the tool head.
2. The magnetic support will help hold the accessory in place.
3. Secure the accessory firmly using the provided fastening mechanism. Refer to the specific accessory's instructions for detailed attachment steps.





Figure 4.1: Step-by-step illustration of attaching a blade to the multi-tool using the Starlock interface.

5. OPERATING INSTRUCTIONS

5.1 Powering On/Off

To switch on the tool, slide the ON/OFF switch to the 'I' position. To switch off, slide the switch to the 'O' position. Always ensure a firm grip on the tool during operation.

5.2 Applications

The GOP 30-28 Multi-Tool is suitable for a variety of tasks. Always select the correct accessory for the material and application.

- **Cutting:** Use appropriate saw blades for wood, metal, or plastic. Apply steady, even pressure.
- **Sanding:** Attach a sanding pad and abrasive sheets. Move the tool evenly over the surface to achieve a smooth finish.
- **Scraping:** Use a scraper accessory for removing paint, adhesive, or other materials.



Figure 5.1: A professional using the Bosch GOP 30-28 Multi-Tool for precise cutting of a pipe near a floor surface.



Figure 5.2: An individual utilizing the multi-tool for cutting a ceiling panel, demonstrating overhead application.



Figure 5.3: A worker performing sanding operations on a wooden beam with the Bosch GOP 30-28 Multi-Tool.

6. MAINTENANCE

Regular maintenance ensures the longevity and optimal performance of your multi-tool.

- **Cleaning:** After each use, clean the tool, especially the ventilation slots, to prevent dust buildup. Use a soft brush or compressed air. Do not use water or chemical cleaners.
- **Accessory Inspection:** Regularly inspect accessories for wear and damage. Replace worn or damaged accessories immediately.
- **Cord Inspection:** Check the power cord for any damage. If damaged, have it replaced by a qualified electrician.
- **Storage:** Store the tool in a dry, secure place, out of reach of children.

7. TROUBLESHOOTING

If you encounter issues with your Bosch Professional GOP 30-28 Multi-Tool, refer to the following common problems and solutions:

Problem	Possible Cause	Solution
Tool does not start	No power supply; damaged power cord; faulty switch	Check power connection; inspect cord for damage (replace if necessary); contact service center

Problem	Possible Cause	Solution
Reduced performance	Worn or dull accessory; excessive pressure; motor overheating	Replace accessory; reduce pressure; allow tool to cool down
Excessive vibration/noise	Improperly attached accessory; damaged accessory; internal fault	Re-attach accessory correctly; replace damaged accessory; contact service center

For problems not listed here or if solutions do not resolve the issue, please contact Bosch Professional customer service.

8. TECHNICAL SPECIFICATIONS

Below are the key technical specifications for the Bosch Professional GOP 30-28 Multi-Tool:

Specification	Value
Brand	Bosch Professional
Model Number	GOP 30-28 (0601237001)
Power Source	Corded Electric
Voltage	230 Volt
Power Input	300 W
Maximum Oscillation Speed	20,000 Oscillations per minute
Weight	1.5 kg (product description) / 2 Kilograms (specifications)
Dimensions (L x W x H)	28 x 4.6 x 7.5 cm
Accessory Interface	Starlock

8.1 Starlock Compatibility

The GOP 30-28 Multi-Tool is compatible with Starlock and Starlock Plus accessories. Refer to the compatibility chart for an overview of Bosch Professional multi-tools and their compatible accessory systems.






	STARLOCK	STARLOCK PLUS	STARLOCK MAX	SNAP IN
GOP 12V-28 Professional 	✓	—	—	—
GOP 18V-28 Professional 	✓	✓	—	✓
GOP 30-28 Professional 	✓	✓	—	—
GOP 40-30 Professional 	✓	✓	—	✓
GOP 55-36 Professional 	✓	✓	✓	✓

Figure 8.1: Starlock compatibility chart showing which Bosch Professional multi-tools support Starlock, Starlock Plus, and Starlock Max accessories.

9. WARRANTY AND SUPPORT

Bosch Professional products are manufactured to the highest quality standards and undergo rigorous quality control. This product comes with a manufacturer's warranty. For detailed warranty terms and conditions, please refer to the warranty card included with your product or visit the official Bosch Professional website.

For technical support, spare parts, or service inquiries, please contact your local authorized Bosch Professional service center. Contact information can typically be found on the Bosch Professional website or in the documentation provided with your tool.