

[Manuals.plus](#) /

> [Terry](#) /

> Terry Jrattan 368 Broom Cabinet Instruction Manual


Terry Jrattan 368 (Model 1102816)

Terry Jrattan 368 Broom Cabinet Instruction Manual

Model: Jrattan 368 (1102816)

PRODUCT OVERVIEW

The Terry Jrattan 368 Broom Cabinet is a versatile storage solution designed for both indoor and protected outdoor environments. Constructed from 100% recycled plastic material, it features a stylish rattan-look finish and two doors that open up to 180 degrees for easy access. This cabinet includes four fixed shelves, providing ample storage space for various items.






Image: The Terry Jrttan 368 Broom Cabinet with its doors closed, showcasing its dove grey color and rattan-look texture.

SETUP AND ASSEMBLY

This cabinet requires assembly. Please follow these general guidelines for installation. For detailed instructions, refer to the assembly manual included in the product packaging.

1. **Unpack Components:** Carefully remove all parts from the packaging. Verify that all components are present according to the parts list in your assembly manual.
2. **Prepare Workspace:** Assemble the cabinet on a clean, flat, and stable surface to prevent damage and ensure proper alignment.
3. **Assemble Frame:** Connect the side panels, top, and bottom sections as indicated in the specific assembly instructions. Ensure all connections are secure.
4. **Attach Doors:** Mount the two doors to the cabinet frame. Ensure they swing freely and align

correctly. The doors are designed for a 180-degree opening.

5. **Install Shelves:** Insert the four fixed shelves into the designated slots within the cabinet. Ensure they are seated firmly.
6. **Final Placement:** Once assembled, place the cabinet on a level surface. For outdoor use, ensure it is in a protected environment.

OPERATING INSTRUCTIONS

The Terry Jrattan 368 Broom Cabinet is designed for straightforward use.

- **Opening and Closing Doors:** Gently pull the handles to open the doors. The doors can open up to 180 degrees, providing full access to the cabinet interior. Push the doors firmly until they click into place to ensure a secure closing.
- **Utilizing Shelves:** The cabinet features four fixed shelves. Distribute items evenly on the shelves, ensuring not to exceed the maximum weight capacity of 10 kilograms per shelf.
- **Adjustable Storage:** While the shelves are fixed, the cabinet's design allows for efficient organization of various items, including brooms and other tall objects on one side, and smaller items on the shelved side.



Image: The interior of the Terry Jrattan 368 Broom Cabinet with doors fully open, displaying the four internal shelves and the spacious compartment for taller items.

MAINTENANCE AND CARE

To ensure the longevity and appearance of your Terry Jrattan 368 Broom Cabinet, follow these simple maintenance guidelines:

- **Cleaning:** Wipe the cabinet surfaces with a dry cloth to remove dust and light dirt. For more stubborn marks, use a damp cloth with mild soap and water, then dry thoroughly. Avoid abrasive cleaners or harsh chemicals, as these can damage the plastic material.
- **Outdoor Use:** While suitable for protected outdoor environments, prolonged exposure to direct sunlight or extreme weather conditions may affect the material over time. Consider placing it under a

covered area.

- **Inspection:** Periodically check all connections and hinges to ensure they remain secure. Tighten any loose fittings as necessary.

TROUBLESHOOTING

If you encounter any issues with your cabinet, consider the following common solutions:

- **Doors Not Closing Properly:** Ensure the cabinet is placed on a level surface. Uneven flooring can cause door misalignment. Check that all assembly screws are tightened correctly.
- **Cabinet Instability:** Verify that the cabinet is on a flat, stable surface. If necessary, adjust the placement or use shims to level it. Ensure all frame components are securely connected.
- **Shelves Sagging:** Ensure that the weight on each shelf does not exceed the maximum capacity of 10 kilograms. Redistribute heavier items to lower shelves or other storage.

PRODUCT SPECIFICATIONS

Feature	Detail
Brand	Terry
Model Name	Jrattan 368
Model Number	1102816
Material	100% Recycled Plastic
Colour	Dove Grey
Product Dimensions (D x W x H)	37.5 cm x 68 cm x 170 cm
Item Weight	11.66 Kilograms
Number of Doors	2
Number of Shelves	4 (fixed)
Maximum Weight Capacity (per shelf)	10 Kilograms
Special Features	Rattan look, 180° door opening, Adjustable Shelf (internal configuration)
Mounting Type	Floor mounting (Freestanding)
Assembly Required	Yes

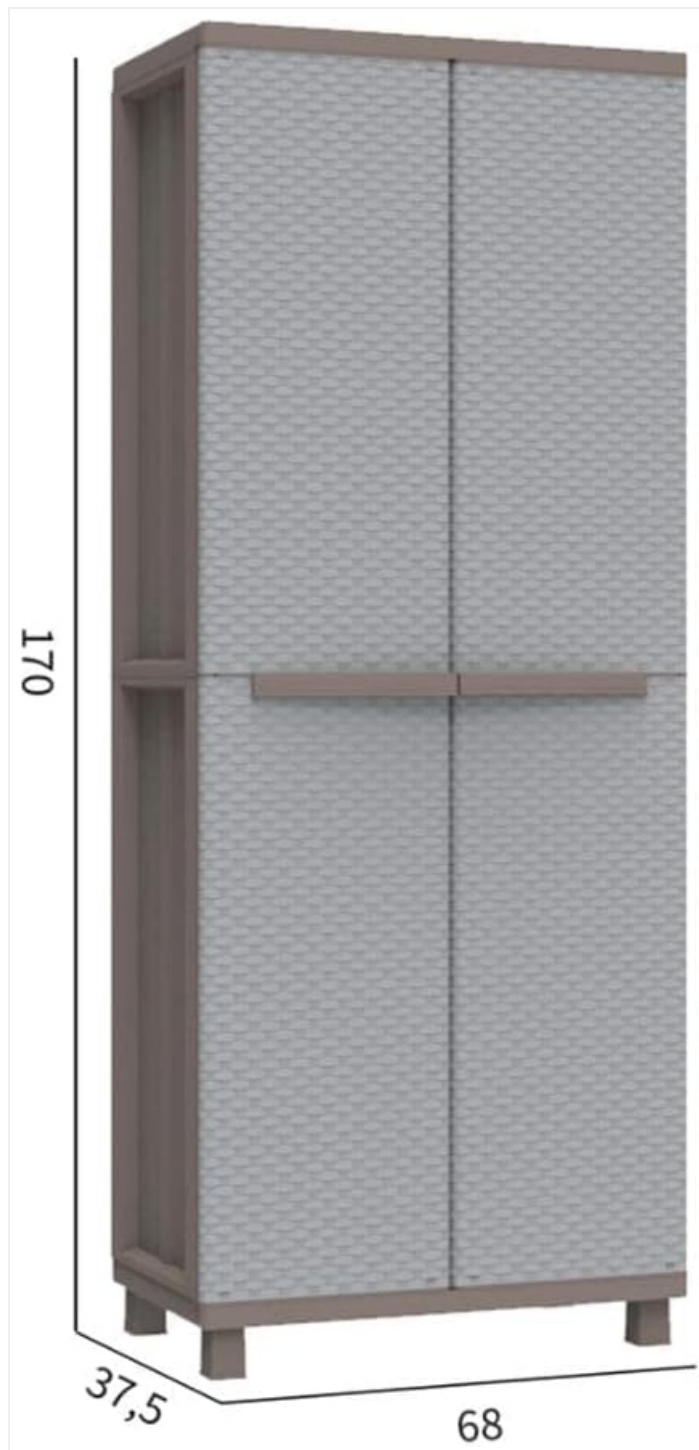


Image: A diagram illustrating the key dimensions of the Terry Jrattan 368 Broom Cabinet: 170 cm height, 68 cm width, and 37.5 cm depth.

WARRANTY INFORMATION

Specific warranty details for the Terry Jrattan 368 Broom Cabinet are not provided in the product information. Please refer to your purchase documentation or contact the retailer for warranty terms and conditions.

CUSTOMER SUPPORT

For further assistance, technical support, or inquiries regarding your Terry Jrattan 368 Broom Cabinet, please refer to the contact information provided by your retailer or the manufacturer's official website. Specific customer support contact details are not available in this manual.

