

Otium B018APC4LE

Otium Bluetooth Headphones User Manual

Model: A, Red (B018APC4LE)

1. PRODUCT OVERVIEW

Thank you for choosing Otium Bluetooth Headphones. These wireless earbuds are designed for active lifestyles, featuring IPX7 waterproofing, high-definition stereo sound, and a comfortable, secure fit. This manual provides essential information for setting up, operating, and maintaining your headphones.



Figure 1.1: Otium Bluetooth Headphones (Red)

Key features include:

- **IPX7 Waterproofing:** Designed to withstand sweat and light rain, ideal for sports and workouts.
- **HD Stereo Sound:** Provides clear high and low volume with superb bass.
- **Long Battery Life:** Up to 15 hours of music playback on a full charge.
- **Built-in Microphone:** For hands-free calls with voice notification.
- **Comfortable & Secure Fit:** Features soft ear hooks and adjustable silicone earbuds.
- **Bluetooth Connectivity:** Quick pairing with Android, iOS, and other Bluetooth devices, with a range of up to 30ft.

Multifunction

You will feeling it no just a headphone!



IPX7 Waterproof



HD Sound&
Richer Bass



Memory Foam Ear Tips
for Small/Atypical Ears



CVC 8.0 Noise
Suppression Technology



15 Hours
Battery Life



IOS battery
capacity display



Built-in
Microphone



Soft Ear Hooks



Wireless up to 33 Feet



Integrated Hands-free
Call&Audio Controls

Figure 1.2: Overview of headphone features including IPX7 waterproof, HD sound, 15-hour battery life, and built-in microphone.

2. SETUP

2.1 Charging the Headphones

Before first use, fully charge your Otium Bluetooth Headphones. The battery status will be displayed on your iOS phone screen once connected.

1. Connect the charging cable to the charging port on the headphones.
2. Plug the other end into a USB power source (e.g., computer USB port, wall adapter).
3. A full charge typically takes a short period, indicated by a change in the charging light.

2.2 Pairing with a Bluetooth Device

To connect your headphones to your smartphone or other Bluetooth-enabled device:

1. Ensure the headphones are fully charged and turned off.
2. Press and hold the power button on the headphones until the indicator light flashes, indicating pairing mode.
3. On your device, go to Bluetooth settings and turn Bluetooth on.
4. Search for available devices and select "Otium Headphones" (or similar name) from the list.
5. Once connected, the indicator light on the headphones will change, and your device may confirm the connection.

The headphones can be connected with two devices simultaneously.

2.3 Comfortable and Secure Fit

For optimal sound quality and comfort, ensure the earbuds are properly seated in your ears and the ear hooks are adjusted securely.



Comfortable & Secure Fit

Highly elastic, adjustable silicon earbuds won't come off easily.

Figure 2.1: Proper fit of the headphones with adjustable ear hooks for stability during activity.

3. OPERATING INSTRUCTIONS

3.1 Power On/Off

- **Power On:** Press and hold the power button until the indicator light illuminates.
- **Power Off:** Press and hold the power button until the indicator light turns off.

3.2 Music Playback

The headphones feature easy-to-use buttons for controlling your music:

- **Play/Pause:** Press the multi-function button once.

- **Next Track:** Press and hold the '+' button.
- **Previous Track:** Press and hold the '-' button.

3.3 Call Management

Manage calls directly from your headphones:

- **Answer/End Call:** Press the multi-function button once.
- **Reject Call:** Press and hold the multi-function button.
- **Redial Last Number:** Double-press the multi-function button.

3.4 Volume Control

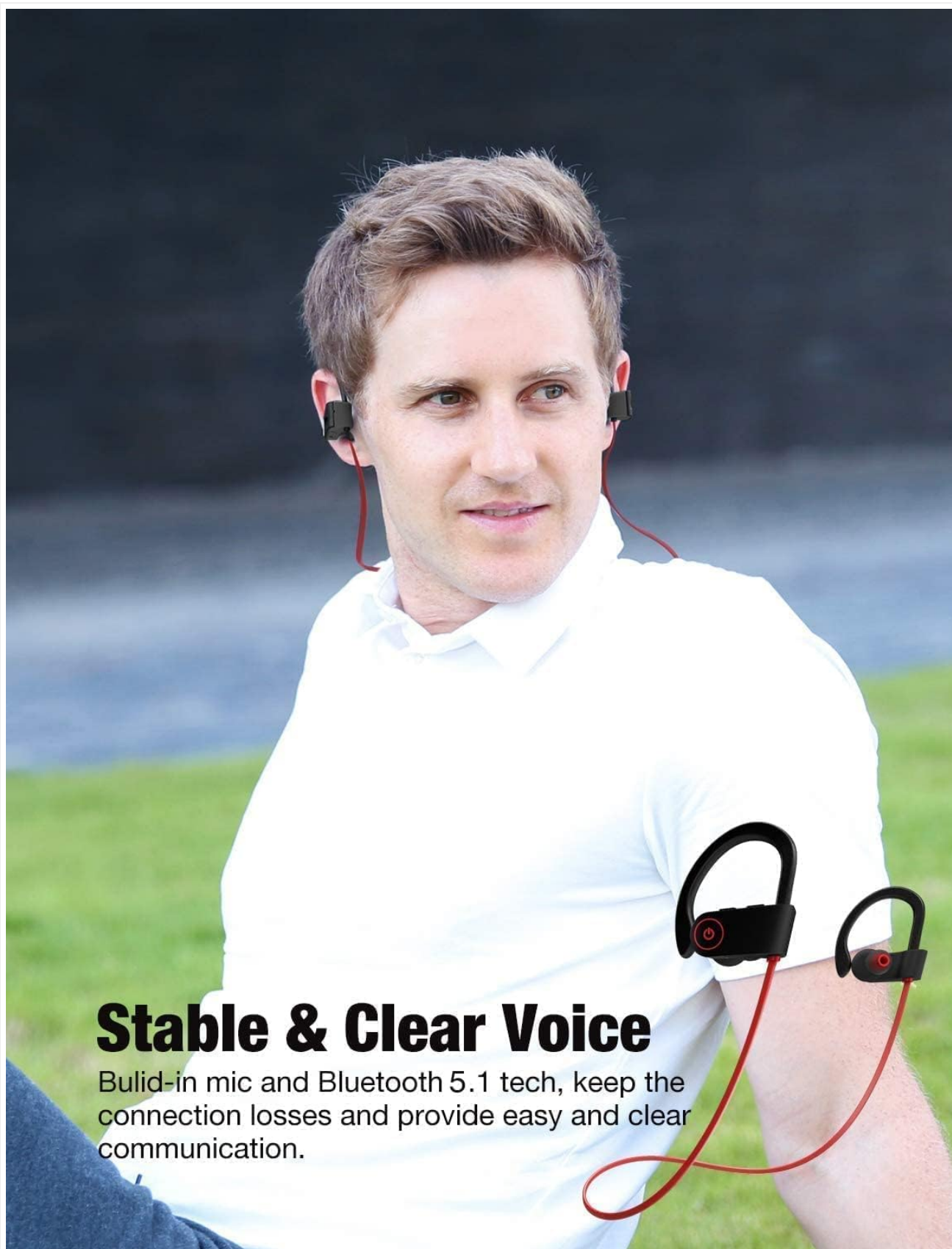
- **Increase Volume:** Press the '+' button.
- **Decrease Volume:** Press the '-' button.

The Advanced Bluetooth 5.3 Technology

Features faster & stable signal transmission, lag-free audio, clearer sound and lower power consumption.



Figure 3.1: The headphones utilize advanced Bluetooth 5.3 technology for stable and clear audio transmission.



Stable & Clear Voice

Bulid-in mic and Bluetooth 5.1 tech, keep the connection losses and provide easy and clear communication.

Figure 3.2: The built-in microphone and Bluetooth 5.1 technology ensure stable and clear voice communication.

4. MAINTENANCE

4.1 Cleaning

To maintain the performance and longevity of your headphones:

- Wipe the earbuds and cable with a soft, dry cloth after each use.

- Do not use abrasive cleaners or solvents.
- Gently clean ear tips with a damp cloth and allow them to dry completely before reattaching.

4.2 Storage

Store your headphones in a cool, dry place away from direct sunlight and extreme temperatures. Avoid tangling the cable.

4.3 IPX7 Waterproofing

The headphones feature IPX7 waterproofing, meaning they are protected against immersion in water up to 1 meter for up to 30 minutes. This makes them suitable for intense sweat and light rain. However, they are not designed for swimming or prolonged submersion.

IPX7 Waterproof

With hydrophobic nano-coating, headphones are protected well in intense sweat or light rain.



Figure 4.1: The IPX7 waterproof rating ensures protection against sweat and light rain.

5. TROUBLESHOOTING

If you encounter issues with your Otium Bluetooth Headphones, refer to the following common problems and solutions:

| Problem | Possible Cause | Solution |
|---------------------------------|--|---|
| Headphones do not power on. | Low battery. | Charge the headphones fully. |
| Cannot pair with device. | Headphones not in pairing mode; Bluetooth off on device; device too far. | Ensure headphones are in pairing mode; turn on Bluetooth on device; move device closer (within 30ft). |
| No sound or poor sound quality. | Volume too low; improper fit; connection issue. | Increase volume on headphones and device; adjust earbud fit; re-pair the headphones. |
| Intermittent connection. | Interference; device too far; low battery. | Move away from sources of interference; reduce distance to device; charge headphones. |

If the problem persists, please contact customer support.

6. SPECIFICATIONS

Technical specifications for your Otium Bluetooth Headphones:

- **Brand:** Otium
- **Model:** A, Red (B018APC4LE)
- **Ear Placement:** Over Ear
- **Form Factor:** In Ear
- **Noise Control:** Sound Isolation
- **Waterproof Rating:** IPX7
- **Battery Life:** Up to 15 hours (music playback)
- **Bluetooth Range:** Up to 30ft (open space), 10ft (obstacles space)

Composite diaphragms driver, Real sound experience

To achieve more powerful sound effect experience. Dynamic drivers create deep bass and clear mids, PU+PEEK composite diaphragms can double up the low frequency.



Figure 6.1: Composite diaphragms driver for powerful sound effect and enhanced low frequency.

7. WARRANTY AND SUPPORT





7.1 Warranty Information

Otium products are covered by a limited warranty against defects in materials and workmanship. Please refer to the product packaging or the official Otium website for specific warranty terms and conditions.

7.2 Customer Support

For technical assistance, troubleshooting, or warranty claims, please contact Otium customer support through the retailer's platform or the official Otium website. Have your product model number (B018APC4LE) and purchase details ready when contacting support.

Related Documents - B018APC4LE

| | |
|---|---|
|  | <p>Otium T10 Wireless Car FM Transmitter User Manual</p> <p>User manual for the Otium T10 Wireless Car FM Transmitter and MP3 Player. This guide provides instructions on product features, operation, specifications, and important safety attentions for the Otium T10 device.</p> |
|  | <p>Otium T11 FM Transmitter User Manual</p> <p>User manual for the Otium T11 FM Transmitter, a multifunction wireless car MP3 player with Bluetooth connectivity, TF card/U disk playback, and USB charging.</p> |
|  | <p>Otium Christmas Gift Guide: Curated Gifts for Him, Her, Experiences, Stays, Home, Children & Pets</p> <p>Explore the Otium Christmas Gift Guide featuring a curated selection of unique gifts for men, women, children, and pets. Discover experiences, places to stay, and home decor items, perfect for the holiday season. Includes luxury items from brands like Ted Baker, Hugo Boss, Chanel, Apple, La Mer, Dior, UGG, Kindle, and more.</p> |
|  | <p>MSpa Hot Tub User Manual: Carlton & Otium Models</p> <p>Comprehensive user manual for MSpa hot tubs, including models M-CA061 (Carlton) and M-OT061 (Otium). Covers safety, installation, operation, maintenance, and troubleshooting.</p> |