

Intex 28620NP

INTEX Rechargeable Battery Pool Cleaner User Manual

Model: 28620NP

1. PRODUCT OVERVIEW

The INTEX Rechargeable Battery Pool Cleaner is designed for efficient cleaning of swimming pools. It operates on a 3.5V 17W power system and can clean approximately 80 square meters per hour. This cleaner is easy to use and comes with essential accessories for comprehensive pool maintenance.




Image 1.1: The INTEX Rechargeable Battery Pool Cleaner, showing its full length and design.



Image 1.2: A user demonstrating the comfortable grip and compact head of the cleaner.

Key Features:

- Easy to use design.
- Powerful 17W - 3.5V operation.
- Designed for effective pool maintenance.

2. SAFETY INFORMATION

Please read all safety warnings and instructions carefully before using this product to prevent injury or damage. Keep this manual for future reference.

- Do not operate the cleaner out of water for extended periods.
- Ensure the charging port is dry before connecting the USB cable.

- Keep out of reach of children.
- Do not attempt to modify or repair the device yourself. Contact authorized service personnel.
- Use only the provided USB cable for charging.

3. PACKAGE CONTENTS

Verify that all items are present in the package:

- INTEX Rechargeable Battery Pool Cleaner Unit
- USB Charging Cable
- 2 Interchangeable Brush Heads
- Telescopic Handle (2.39m)
- Instruction Manual (this document)



Image 3.1: Example of included cleaning tools and accessories.

4. SETUP

1. **Charge the Batteries:** Connect the supplied USB cable to the cleaner and a suitable USB power source. Charge the batteries for approximately 50 minutes. Ensure the charging port is dry before connecting.
2. **Assemble the Product:** Follow the assembly instructions provided on the product packaging or in the quick start guide. This typically involves attaching the telescopic handle and the desired brush head to the main cleaner unit.



Image 4.1: Illustrates the process of attaching a component to the cleaner unit.

5. OPERATING INSTRUCTIONS

Follow these steps for effective pool cleaning:

1. **Insert into Water:** Carefully insert the assembled manual vacuum into the pool water, ensuring the cleaner head is fully submerged.
2. **Turn On:** Locate the power switch on the cleaner unit and turn it on. The cleaner will begin to operate.
3. **Clean the Pool:** Move the manual vacuum across the bottom and sides of the pool to effectively remove dirt, debris, and sediment. Guide the cleaner slowly for best results.
4. **Turn Off and Remove:** Once cleaning is complete, turn off the manual vacuum and carefully remove it from the water.



Image 5.1: A user demonstrating the cleaner in action, effectively cleaning the pool floor.

6. MAINTENANCE

Proper maintenance ensures the longevity and performance of your cleaner:

1. **Clean the Cleaner:** After each use, thoroughly clean the cleaner unit, especially the brush heads and debris

collection area. Rinse with fresh water.

- 2. **Dry Thoroughly:** Ensure the cleaner is completely dry before storing it. This prevents mold, mildew, and corrosion.
- 3. **Storage:** Store the cleaner in a cool, dry place, away from direct sunlight and extreme temperatures.



Image 6.1 : Close-up of the cleaner's filter or debris compartment, highlighting the area to be cleaned.

7. TROUBLESHOOTING

If you encounter issues with your INTEX Rechargeable Battery Pool Cleaner, consider the following common solutions:

- **Cleaner not turning on:** Ensure the battery is fully charged. Check the power switch for proper engagement.
- **Reduced suction:** Check the debris collection area for clogs and clean the filter. Ensure the brush heads are not worn out.
- **Short operating time:** The battery may not be fully charged, or its capacity might be diminishing over time. Ensure proper charging cycles.
- **Unusual noises:** Turn off the cleaner immediately and inspect for any foreign objects lodged in the brush or suction area.

If the problem persists after attempting these solutions, please contact customer support.

8. SPECIFICATIONS

Feature	Specification
Model Year	2020
Voltage	12 Volts
Maximum Load	1 kilogram
Efficiency	High

Feature	Specification
Lithium Battery Energy Content	2.5 Watt-hours
Number of Batteries	1 AA (requires batteries)
Battery Description	12V Rechargeable Lithium-Ion Battery
Charging Time	50 minutes
Installation Type	Manual
Number of Lithium-Ion Batteries	1
UPC	078257286201
Product Dimensions (L x W x H)	106.3 x 17.4 x 14 cm
Product Reference	28620NP
Item Weight	2.13 Kilograms
Manufacturer	Intex
Model Name	Rechargeable Battery Cleaner
Material	Polyvinyl Chloride (PVC)
Color	Grey
Power Source	Battery Powered
Hose Length	239 Centimeters
Assembly Required	No
Control Method	Touch

9. WARRANTY AND SUPPORT

Warranty Information: Specific warranty details are not provided in the product specifications. Please refer to your purchase receipt or contact the retailer for warranty terms and conditions.

Spare Parts: Information regarding the availability of spare parts is currently unavailable.





Customer Support: For technical assistance, troubleshooting beyond this manual, or inquiries about parts and service, please contact Intex customer support through their official website or the contact information provided with your purchase.



© 2024 Intex. All rights reserved.

This manual is for informational purposes only. Product specifications are subject to change without notice.

Related Documents


	<p>Intex Auto Pool Cleaner Owner's Manual and Setup Guide</p> <p>Comprehensive owner's manual for the Intex Auto Pool Cleaner. Includes setup instructions, parts reference, cleaning guides, troubleshooting tips, and safety information for maintaining your pool cleaner.</p>
	<p>Intex Frame Pool Set Family User Manual - Models 260x160x65cm and Others</p> <p>Comprehensive user manual for Intex Frame Pool Set Family models, including setup instructions, maintenance guidelines, troubleshooting tips, and warranty information for safe and enjoyable pool use.</p>
	<p>Intex ZX300 Deluxe Automatic Pool Cleaner Owner's Manual</p> <p>Comprehensive owner's manual for the Intex ZX300 Deluxe Automatic Pool Cleaner, covering safety rules, parts reference, setup instructions, cleaning and maintenance, troubleshooting, long-term storage, and limited warranty information.</p>
	<p>Intex ZX50 Automatic Pool Cleaner Owner's Manual</p> <p>This owner's manual provides comprehensive instructions for the Intex ZX50 Automatic Pool Cleaner, covering setup, operation, debris net cleaning, troubleshooting, long-term storage, and general aquatic safety.</p>



[pdf] User Manual

2018 28620 ASPIRADORA MANUAL RECARGABLE JENrique Manual de instrucciones Aspiradora manual recargable INTEX para piscinas desmontables y spas 28620NP Piscina Spa piscinayspa ficheros |||

286IO RECHARGEABLE HANDHELD VACUUM SPANISH SIZE: 4.875 X 7.25 11/03/2017 INTEX MANUAL DEL USUARIO 286 IO ASPIRADORA DE MANO RECARGABLE Modelo CL1704 TEMPERATURA MXIMA DEL AGUA 35 LEA, COMPRENDA Y SIGA TODAS LAS INSTRUCCIONES CUIDADOSAMENTE ANTES DE INSTALAR Y UTILIZAR ESTE PRODUCTO ADVER... lang:es score:33 filesize: 495.88 K page_count: 5 document date: 2018-02-12



[pdf] User Manual Owner's Manual Instructions Accessories

Produit 1 Intex 28620NP Nettoyeur À Batterie RechargeableThis is a rechargeable handheld vacuum It needs to be submerged in water operate A full charge takes 8 10 hours providing 40 50 minutes of operationA1 u5GF joLm media amazon images I A1 joL RechargeableProduit operationIntex Rechargeable Page 2 286IO RECHARGEABLE HANDHELD VACUUM ENGLISH SIZE 4 875 X 7 25 11 27 2021 English 286 IOA1 joLA1 ||| ||| Manuel de l'utilisateur - Produit 1: Intex - 28620NP - Nettoyeur Batterie Rechargeable 286IO RECHARGEABLE HANDHELD VACUUM ENGLISH SIZE: 4.875 X 7.25 11/27/2021 INTEX OWNER S MANUAL English 286 IO RECHARGEABLE HANDHELD VACUUM Model CL1704 MA Manuel de l'utilisateur - Produit 1: Intex -28620NP - Nettoyeur Batterie Rechargeable 286IO RECHARGEABLE HANDHELD VACUUM ENGLISH SIZE: 4.875 X 7.25 11/27/2021 INTEX OWNER S MANUAL English 286 IO RECHARGEABLE HANDHELD VACUUM Model CL1704 MAX. WATER TEMPERATURE 35 C READ AND FOLLOW ALL IN... lang:en score:31 filesize: 1.26 M page_count: 6 document date: 2023-07-27

[pdf] Catalog

2023 Spa cover preview INTEX SPA intex store ru upload intexcatalog ||| THE ULTIMATE SPA EXPERIENCE INTERNATIONAL Intex Development Co., Ltd. 9th Floor, Everbright Centre, ... ts 4-person round Bubble Massage models 1 ea, 31.4 lb 14.3 kg 11. RECHARGEABLE HANDHELD VACUUM #28620NP/EP Keep spa water clean by vacuuming out dirt and debris Strong built-in Ni-MH rechargeabl... lang:en score:23 filesize: 5.44 M page_count: 10 document date: 2022-06-16





[pdf]

FICHE PRODUIT DE L'ASPIRATEUR SPA INTEX ASPIRATEUR Cash Piscines FICHIER LIE A 3037 cash piscines fichier |||

NETTOYEUR BATTERIE ENTRETIEN Compatible avec piscines Compatible avec PureSpa 2 ttes de brosse ... e d autres manches telescopiques pour une longueur supplémentaire. www.intex.fr NETTOYEUR BATTERIE **28620NP** CODE EAN : 6941057419367 PCB : 4 ...

lang:fr score:23 filesize: 929.07 K page_count: 1 document date: 2019-12-16

[pdf]

INTEX 2022 DİĐĐ DD°ÑĐ°D»D¼4D³D, D¼ÑĐ¼D'ÑĐ°ÑÑÑ Intex ÑĐ° Bestway SPA intex dosug ua |||

INTERNATIONAL Intex Development Co., Ltd. 9th Floor, Everbright Centre, 108 Gloucester Road, Wanchai ... 28502/E 181/2 L*14 W*85/8 H 47cm*36cm*22cm 2 ea, 21.6 lb 9.8 kg Rechargeable Handheld Vacuum **#28620NP/EP** 4 ea, 29 lb 13.2 kg 19 Keeps beverages and snacks close by while you relax Removabl...

lang:en score:22 filesize: 5.33 M page_count: 0 document date: 0000-00-00

[pdf] Catalog

2021 intex store ru THE ULTIMATE SPA EPERIENCE INTERNATIONAL Intex Development Co Ltd 9th Floor Everbright Centre 108 Gloucester Road Wanchai Hong Kong Tel 852 2827 0000 Каталог INTEX upload intexcatalog |||

INTERNATIONAL Intex Development Co., Ltd. 9th Floor, Everbright Centre, 108 Gloucester Road, Wanchai ... H 47cm x 36cm x 22cm 2 ea, 21.6 lb 9.8 kg US Patent No.D785,260 Rechargeable Handheld Vacuum **#28620NP/EP** Keep spa water clean by vacuuming out dirt and debris Strong built-in Ni-MH rechargeabl...

lang:en score:22 filesize: 4.45 M page_count: 10 document date: 2020-07-10

[pdf] Catalog

2022 PureSpa catalogue 20210505 CVR r5 Blue Mount THE ULTIMATE SPA EXPERIENCE intex store ru DISCOVERPURE RELAXATION Every PureSpa™ has been designed to bring an affordable and convenient spa experience your home The PREMIUM FEATURES of every come with comfort in mind control at the touch fingers FOR FRIENDS AND FAMILY Available 4 6 person sizes SIMPLE CONTROL Intuitive Touch Control Каталог Intex INTEX upload intexcatalog |||

INTERNATIONAL Intex Development Co., Ltd. 9th Floor, Everbright Centre, 108 Gloucester Road, Wanchai ... 28502/E 181/2 L*14 W*85/8 H 47cm*36cm*22cm 2 ea, 21.6 lb 9.8 kg Rechargeable Handheld Vacuum **#28620NP/EP** 4 ea, 29 lb 13.2 kg 19 Keeps beverages and snacks close by while you relax Removabl...

lang:en score:22 filesize: 5.09 M page_count: 10 document date: 2021-06-21

[pdf]

ӘД°ЃД°Д»Д¼Д³ INTEX 2022 ДіДДД°ЃД°Д»Д¼Д³ ДіДДКаталог СПАДД°ЃД°Д»Д¼Д³, ДіЃД¼Д°Д°ЃД°Ѓ Intex ЃД° BestwayДД°ЃД°Д»Д¼Д³, BestwayКаталоги продукции и BestwayIntex SPA 2022Intex 2022intexbest ua ||| INTERNATIONAL Intex Development Co., Ltd. 9th Floor, Everbright Centre, 108 Gloucester Road, Wanchai ... 28502/E 181/2 L*14 W*85/8 H 47cm*36cm*22cm 2 ea, 21.6 lb 9.8 kg Rechargeable Handheld Vacuum #28620NP/EP 4 ea, 29 lb 13.2 kg 19 Keeps beverages and snacks close by while you relax Removabl... lang:en score:21 filesize: 5.33 M page_count: 0 document date: 2024-01-26



[Intex Above Ground Pools 2021 Catalog](#)

Explore the 2021 Intex catalog featuring a wide range of above-ground pools, including Small Frame Pools, Easy Set Pools, Metal Frame Pools, Prism Frame Pools, Greywood Prism Frame Pools, Graphite Gray Panel Pools, and Ultra XTR Frame Pools. Discover innovative features like Hydro Aeration Technology and a variety of pool accessories for maintenance and enjoyment. lang:en score:19 filesize: 9.19 M page_count: 32 document date: 2020-07-15



[pdf]

buypool ua AGP Intex 2023 ||| AG P2023 ABOVE GROUND POOLS INTERNATIONAL Intex Development Co., Ltd. 9th Floor, Everbright Centre, ... ble and deep mesh skimmer net Shelf box 3 ea, 24.8 lb 11.3 kg RECHARGEABLE HANDHELD VACUUM #28620NP/EP Keep pool water clean by vacuuming out dirt and debris Strong built-in Ni-MH rechargeab... lang:en score:17 filesize: 6.06 M page_count: 34 document date: 2022-06-16



[Intex Above Ground Pools 2022 Catalog](#)

Explore the wide range of Intex above ground pools for summer fun, including Easy Set, Metal Frame, Prism Frame, Greywood Prism Frame, Graphite Gray Panel, and Ultra XTR Frame pools. Discover essential pool accessories and maintenance systems. lang:en score:17 filesize: 13.3 M page_count: 34 document date: 2021-06-21



[pdf]

ӘД°ЃД°Д»Д¼Д³ INTEX 2022 ӘД°ЃД°Д»Д¼Д³ДіД¼Д°, ӘД°ЃД°Д»Д¼Д³, ДіЃД¼Д°Д°ЃД°Ѓ Intex ЃД° Bestway AGP intex dosug ua ||| AG P2022 ABOVE GROUND POOLS INTERNATIONAL Intex Development Co., Ltd. 9th Floor, Everbright Centre, ... h a 24 7 7.50m hose Durable and deep mesh skimmer net Shelf box RECHARGEABLE HANDHELD VACUUM #28620NP/EP Keep pool water clean by vacuuming out dirt and debris Strong built-in Ni-MH rechargeab... lang:en score:17 filesize: 13.6 M page_count: 0 document date: 0000-00-00



[pdf]

ӘД°ЃД°Д»Д¼Д³ INTEX 2022 ӘД°ЃД°Д»Д¼Д³ДіД¼Д°, ӘД°ЃД°Д»Д¼Д³ ӘД°ЃД°Д»Д¼Д³ДіД¼Д°, Каталог БассейныДД°ЃД°Д»Д¼Д³, ДіЃД¼Д°Д°ЃД°Ѓ Intex ЃД° BestwayДД°ЃД°Д»Д¼Д³, BestwayКаталоги продукции и BestwayIntex AGP 2022Intex 2022intexbest ua ||| AG P2022 ABOVE GROUND POOLS INTERNATIONAL Intex Development Co., Ltd. 9th Floor, Everbright Centre, ... h a 24 7 7.50m hose Durable and deep mesh skimmer net Shelf box RECHARGEABLE HANDHELD VACUUM #28620NP/EP Keep pool water clean by vacuuming out dirt and debris Strong built-in Ni-MH rechargeab... lang:en score:15 filesize: 13.6 M page_count: 0 document date: 2024-01-26



Manuel de l'utilisateur - Produit 1:
Intex - 28620NP - Nettoyeur À Batterie Rechargeable
Manuel de l'utilisateur - Produit 2:
Intex PureSpa Head Rest

[\[pdf\]](#) User Manual Owner's Manual Instructions

A1zsdYrC3ILm media amazon images I A1zsdYrC3IL |||

Manuel de l'utilisateur - Produit 1: Intex -**28620NP** - Nettoyeur Batterie Rechargeable
Manuel de l'utilisateur - Produit 2: Intex PureSpa Head Rest 286IO RECHARGEABLE
HANDHELD VACUUM ENGLISH SIZE: 4.875 X 7.25 11/27/2021 INTEX OWNER S
MANUAL English 286 IO RECHARGEABLE HANDHELD VACUUM M...

lang:en **score:15** filesize: 1.49 M page_count: 12 document date: 2023-07-27