

## Manuals+

[Q & A](#) | [Deep Search](#) | [Upload](#)

manuals.plus /

- › [Dodge](#) /
- › [2015 Dodge Dart Owner's Manual](#)

## Dodge Dart

# 2015 Dodge Dart Owner's Manual

Your comprehensive guide to operating and maintaining your vehicle.

## 1. INTRODUCTION

Welcome to the Dodge Dart ownership experience. This manual provides essential information regarding the operation, safety features, maintenance, and specifications of your 2015 Dodge Dart. Familiarizing yourself with this content will ensure safe and efficient use of your vehicle and help maintain its optimal performance.

Please read this manual thoroughly and keep it in your vehicle for future reference. For any questions not covered here, consult an authorized Dodge dealership.



Image 1.1: The complete set of documentation provided with the 2015 Dodge Dart, including the main owner's manual, user guide, and various supplements.

## 2. GETTING STARTED

### 2.1 Vehicle Familiarization

Before driving, take time to familiarize yourself with the vehicle's controls and features. Locate the ignition, gear selector, parking brake, and essential dashboard indicators. Understand the function of the steering wheel controls, including cruise control and audio adjustments.

### 2.2 Key Fob and Entry

- **Lock/Unlock:** Press the lock or unlock button on the key fob to secure or open the vehicle doors.
- **Trunk Release:** Press and hold the trunk release button to open the trunk.
- **Panic Alarm:** Press the panic button to activate the alarm in an emergency.

---

## 3. OPERATING YOUR VEHICLE

### 3.1 Starting and Stopping the Engine

- **To Start:** Ensure the vehicle is in Park (P) or Neutral (N). Insert the key into the ignition and turn it to the START position, then release.
- **To Stop:** Shift the transmission to Park (P), engage the parking brake, and turn the ignition key to the OFF position.

### 3.2 Transmission Operation

The 2015 Dodge Dart may be equipped with an automatic or manual transmission. Refer to the specific section in your physical manual for detailed instructions on shifting and driving modes.

### 3.3 Climate Control System

Adjust the temperature, fan speed, and air distribution using the controls on the center console. The system allows for heating, ventilation, and air conditioning (A/C) to maintain a comfortable cabin environment.

---

## 4. SAFETY AND SECURITY

### 4.1 Seatbelts and Airbags

Always wear your seatbelt and ensure all passengers are properly restrained. The Dodge Dart is equipped with a comprehensive airbag system designed to supplement seatbelt protection in certain collisions.

### 4.2 Child Restraints

Proper installation of child restraint systems is crucial for child safety. Follow the child seat manufacturer's instructions and refer to the LATCH (Lower Anchors and Tethers for CHildren) system guidelines in your vehicle.

---

## 5. MAINTENANCE AND CARE

Regular maintenance is vital for the longevity and performance of your Dodge Dart. Adhere to the recommended service schedule outlined in this manual.

### 5.1 Scheduled Maintenance

Perform routine checks and services at specified intervals. This includes oil changes, tire rotations, fluid inspections, and filter replacements. Consult the maintenance schedule section for detailed information.

### 5.2 Fluid Checks

- **Engine Oil:** Check oil level regularly and change according to schedule.
- **Coolant:** Maintain proper coolant levels to prevent overheating.
- **Brake Fluid:** Ensure brake fluid is at the correct level for optimal braking performance.

### 5.3 Tire Care

Regularly check tire pressure, including the spare. Rotate tires as recommended to ensure even wear and extend tire life. Inspect tires for damage or excessive wear.



Image 5.1: The cover of the 2015 Dodge Dart User Guide, a key component of the vehicle's documentation, providing essential operational details.

## 6. TROUBLESHOOTING

This section addresses common issues you might encounter with your 2015 Dodge Dart and provides guidance on how to resolve them or what steps to take.

### 6.1 Warning Lights

Familiarize yourself with the various warning lights on your instrument cluster. Each light indicates a specific condition or potential issue. Consult the manual for a detailed explanation of each warning light and recommended actions.

## 6.2 Common Issues

- **Flat Tire:** Learn how to safely change a flat tire or use the tire repair kit if equipped.
- **Dead Battery:** Instructions for jump-starting your vehicle.
- **Overheating Engine:** Steps to take if your engine temperature gauge indicates overheating.

## 7. SPECIFICATIONS

This section provides technical data and dimensions for the 2015 Dodge Dart.

Specification	Value
ASIN	B016TSS51W
Publisher	Dodge
Publication date	January 1, 2015
Edition	4th
Language	English
Print length	160 pages
Item Weight	1.3 pounds
Dimensions	9 x 5.5 x 1.25 inches

## 8. WARRANTY INFORMATION







Your 2015 Dodge Dart is covered by a limited warranty. Details regarding coverage, terms, and conditions are provided in a separate warranty booklet included with your vehicle purchase. Please refer to that document for comprehensive warranty information. Keep your warranty booklet and service records in a safe place.

## 9. CUSTOMER SUPPORT

For further assistance, service, or genuine Mopar parts, please contact your authorized Dodge dealership. They are equipped with trained technicians and specialized tools to service your 2015 Dodge Dart.

You can also visit the official Dodge website for additional resources, service schedules, and contact information.

## Related Documents - Dart

	<p><a href="#">2015 Dodge Dart Owner's Manual</a></p> <p>Comprehensive owner's manual for the 2015 Dodge Dart, detailing vehicle operation, features, maintenance, and safety guidelines from FCA US LLC.</p>
	<p><a href="#">2013 Dodge Dart User Guide - Features and Operation</a></p> <p>Comprehensive user guide for the 2013 Dodge Dart, detailing features, controls, operation, maintenance, and safety information. Learn about the Uconnect system, keyless entry, and more.</p>
	<p><a href="#">Dart Assembly Instructions: Attaching Shaft and Flights</a></p> <p>Step-by-step guide for assembling a dart, detailing how to securely attach the shaft to the barrel and correctly position the flights for optimal flight stability and accuracy.</p>
	<p><a href="#">2024 Dodge Hornet Owner's Manual</a></p> <p>Comprehensive owner's manual for the 2024 Dodge Hornet, covering operation, maintenance, safety features, and troubleshooting. Learn about your vehicle's systems, controls, and how to ensure a safe and enjoyable driving experience.</p>
	<p><a href="#">2015 Dodge Charger User Guide: SRT 392 &amp; SRT Hellcat</a></p> <p>Comprehensive user guide for the 2015 Dodge Charger, detailing controls, operation, electronics, safety features, and specific content for SRT 392 and SRT Hellcat models. Learn to operate and maintain your vehicle.</p>
	<p><a href="#">2016 Dodge Durango, Journey, and Grand Caravan Brochure   Features &amp; Specs</a></p> <p>Explore the 2016 Dodge Durango, Journey, and Grand Caravan. Discover detailed features, specifications, interior and exterior options, and buyer's guides for Dodge's SUV and minivan lineup.</p>

