

Manuals+

[Q & A](#) | [Deep Search](#) | [Upload](#)

[manuals.plus](#) /

› [Monster](#) /

› [Monster BackFloat 24K High Definition Bluetooth Wireless Waterproof Floating Speaker Instruction Manual](#)

Monster MSP SPSTR BKF BT BK 24K WW

Monster BackFloat 24K High Definition Bluetooth Wireless Waterproof Floating Speaker Instruction Manual

Model: MSP SPSTR BKF BT BK 24K WW | Brand: Monster

INTRODUCTION

This manual provides detailed instructions for the Monster BackFloat 24K High Definition Bluetooth Wireless Waterproof Floating Speaker. Designed for use in various wet environments, including pools, showers, and jacuzzis, this speaker delivers high-performance Pure Monster Sound. Please read this manual thoroughly to ensure proper use and maintenance of your device.

PACKAGE CONTENTS

- Monster BackFloat 24K Speaker
- USB charging cable
- Acoustically transparent protective carry pouch



The image displays the Monster BackFloat 24K speaker, its USB charging cable, and the included mesh carry pouch, all neatly packaged.

PRODUCT OVERVIEW

Familiarize yourself with the various parts and controls of your Monster BackFloat 24K speaker.

Front View



This image shows the front of the Monster BackFloat 24K speaker, featuring its distinctive gold grille and the '24K Pure Monster Sound' logo.

Top Panel Controls



The top panel of the speaker is shown, highlighting the power button, volume up/down controls, and the Bluetooth pairing button, along with LED indicators.

Rear View



This image displays the back of the speaker, which features a textured surface and the 'SUPERSTAR' branding.

SETUP

Charging the Speaker

Before first use, fully charge the speaker. Connect the supplied USB cable to the speaker's charging port and the other end to a USB power source (e.g., computer USB port or USB wall adapter). The charging indicator light will illuminate during charging and turn off when fully charged. A full charge provides approximately 7 hours of playback.

Bluetooth Pairing

1. Ensure the speaker is charged and powered off.
2. Press and hold the Power button until the speaker powers on and the Bluetooth indicator light begins to flash, indicating it is in pairing mode.
3. On your Bluetooth-enabled device (smartphone, tablet, etc.), go to the Bluetooth settings and search for available devices.
4. Select "Monster BackFloat 24K" from the list.
5. Once successfully paired, the Bluetooth indicator light on the speaker will turn solid.
6. The speaker will automatically reconnect to the last paired device when powered on, if the device is within range and Bluetooth is enabled.

Auxiliary Connection

For non-Bluetooth devices, connect an audio cable (not included) from your device's headphone jack to the speaker's 3.5mm auxiliary input port. The speaker will automatically switch to auxiliary mode when a cable is detected.

OPERATING INSTRUCTIONS

Power On/Off

- To power on: Press and hold the Power button until the indicator light illuminates.
- To power off: Press and hold the Power button until the indicator light turns off.

Volume Control

- Volume Up: Press the "+" button.
- Volume Down: Press the "-" button.

Call Handling (Hands-Free Calling)

The speaker features a built-in microphone for hands-free calling.

- Answer/End Call: Press the Bluetooth button once.
- Reject Call: Press and hold the Bluetooth button.

Waterproof Usage

The Monster BackFloat 24K is designed to float and is waterproof (IPX6 rated). It is suitable for use in pools, showers, and other wet environments. Ensure the charging port cover is securely closed before exposing the speaker to water.



This image shows the Monster BackFloat 24K speaker floating on the surface of a swimming pool, demonstrating its waterproof and floating capabilities during recreational use.

MAINTENANCE

Cleaning

After use, especially in chlorinated or saltwater, rinse the speaker with fresh water. Wipe it dry with a soft cloth. Do not use abrasive cleaners or solvents.

Storage

Store the speaker in a cool, dry place away from direct sunlight and extreme temperatures. If storing for an extended period, ensure the battery is partially charged (around 50%) to prolong its lifespan.

Battery Care

To maximize battery life, avoid fully discharging the speaker frequently. Recharge the battery when the low battery indicator is active. Do not attempt to replace the battery yourself.

TROUBLESHOOTING

Problem	Possible Cause	Solution
Speaker does not power on.	Battery is drained.	Charge the speaker fully.
Cannot pair via Bluetooth.	Speaker not in pairing mode; device too far; previously paired device connected.	Ensure speaker is in pairing mode (flashing blue light). Move device closer. Disconnect from other devices or turn off Bluetooth on other devices.
No sound or low volume.	Volume too low on speaker or source device; incorrect input mode.	Increase volume on both speaker and source device. Ensure correct input (Bluetooth or Aux) is selected.
Sound quality degrades when wet.	Water on speaker grille.	Shake off excess water from the speaker grille. Sound quality will return to normal once water is cleared.

SPECIFICATIONS







- Model Name: SuperStar 24K BackFloat
- Speaker Type: Outdoor
- Special Features: Built-in microphone, ultra-portable
- Recommended Uses: Pool, shower, outdoor
- Compatible Devices: Smartphone
- Connectivity Technology: Bluetooth, Auxiliary, USB
- Colour: 24k Gold
- Battery Life: Approximately 7 hours
- Item Weight: 287 Grams
- Waterproof Rating: IPX6
- Product Dimensions: 24.89 x 6.86 x 13.97 cm
- Manufacturer: Monster
- Speaker Maximum Output Power: 3 Watts

WARRANTY AND SUPPORT

For warranty information and technical support, please refer to the official Monster website or contact their customer service. Keep your proof of purchase for warranty claims.

Official Website: www.monsterproducts.com

Related Documents - MSP SPSTR BKF BT BK 24K WW

	<p>Monster Superstar BackFloat Portable Bluetooth Speaker User Manual</p> <p>Discover the Monster Superstar BackFloat, a durable, floating, and splash-resistant portable Bluetooth speaker. This manual provides features, controls, specifications, and warranty information for your device.</p>
	<p>Monster FireCracker Bluetooth Speaker User Manual and Warranty</p> <p>Comprehensive user manual and warranty information for the Monster FireCracker Bluetooth Speaker (Model: MSP SPSTR FIRECR BT WW), covering features, controls, operation, safety guidelines, and warranty claims.</p>
	<p>MSP430</p> <p>(TI) MSP-FET430 (FET) MSP430 FET USB</p>
	<p>MSP-FET430 Flash Emulation Tool User's Guide</p> <p>User's Guide for the Texas Instruments MSP-FET430 Flash Emulation Tool (FET), detailing hardware and software installation, development flow, and debugging with IAR Embedded Workbench for MSP430 microcontrollers.</p>
	<p>MEAN WELL MSP-200 Series 200W Single Output Medical Type Power Supply Specifications</p> <p>Detailed specifications, features, and technical data for the MEAN WELL MSP-200 series 200W single output medical type power supply, including electrical characteristics, environmental specifications, and safety approvals.</p>
	<p>MSP AI-Ground Mounting System: Installation Guide for Solar PV Racking</p> <p>Comprehensive installation guide for the MSP AI-Ground Mounting System, detailing setup, components, tools, and safety precautions for solar photovoltaic racking solutions.</p>