

manuals.plus /

- › [Symphonized](#) /
- › [Symphonized Premium Wooden Earphones Wired \(3.5mm Jack\) Deep Bass Sound, 3D Sound, Microphone Volume Control, 90% Noise Cancelling for Type C Devices. Earphones for Android 3.5mm Jack Orange](#)

Symphonized NRG-2.0-orange

Symphonized Premium Wooden Earphones User Manual

Model: NRG 2.0

INTRODUCTION

Thank you for choosing Symphonized Premium Wooden Earphones. These earphones are handcrafted with genuine wood to deliver a crisp, powerful acoustic sound with strong, deep bass. Featuring a unique in-ear canal design, they provide noise cancellation for an exceptional audio experience. This manual provides essential information for setup, operation, maintenance, and troubleshooting to ensure optimal performance and longevity of your earphones.



Image: A close-up view of the Symphonized Premium Wooden Earphones, highlighting the wooden housing and orange cable.

PACKAGE CONTENTS

- Symphonized Premium Wooden Earphones (3.5mm Jack)
- Protective Carrying Pouch
- Multiple Sizes of Silicone Ear Tips (S/M/L)

SETUP

Connecting Your Earphones

To connect your Symphonized earphones, simply insert the 3.5mm audio jack into the headphone port of your compatible device (e.g., smartphone, tablet, MP3 player, computer). Ensure the jack is fully inserted for proper audio transmission.

Choosing the Right Ear Tips

For optimal sound quality and comfort, select the ear tips that best fit your ear canal. The package includes three sizes (Small, Medium, Large). Experiment with each size to find the one that creates a secure seal and feels most comfortable. A good seal enhances bass response and noise isolation.

OPERATING YOUR EARPHONES

Audio Playback

Once connected, your earphones will play audio from your device. Adjust the volume directly on your device.

In-line Microphone and Controls

The earphones feature a smart built-in in-line microphone for hands-free communication and control. The single button on the in-line control allows for the following functions:

- **Press once:** Answer or end calls. Play or pause music.
- **Press twice:** Skip to the next track.
- **Press three times:** Go back to the previous track.
- **Press and hold:** Activate Voice Control (e.g., Siri, Google Assistant) on compatible devices.



Image: A person wearing the Symphonized Premium Wooden Earphones, demonstrating their in-ear fit.

MAINTENANCE AND CARE

- **Cleaning:** Gently wipe the earphones and ear tips with a soft, dry cloth. Do not use harsh chemicals or abrasive materials. Remove ear tips periodically and clean them with mild soap and water, ensuring they are completely dry before reattaching.
- **Storage:** When not in use, store your earphones in the provided protective carrying pouch to prevent tangling and damage.
- **Cable Care:** The earphones feature a sleek, tangle-free cable. Avoid excessive bending or pulling on the cable, especially near the connectors, to prolong its lifespan.
- **Water Resistance:** These earphones are not water resistant. Avoid exposure to moisture, rain, or sweat.



Image: The Symphonized Premium Wooden Earphones neatly placed next to their protective carrying pouch.

TROUBLESHOOTING

Problem	Possible Cause	Solution
No sound or low volume	Loose connection, incorrect volume setting, device issue	Ensure 3.5mm jack is fully inserted. Increase volume on your device. Test with another audio source.
Distorted sound	Volume too high, damaged cable, dirty ear tips	Lower the volume. Inspect cable for damage. Clean ear tips.
Microphone not working	Device compatibility, loose connection	Ensure your device supports in-line microphone. Re-insert the jack. Test with another device.
Earphones fall out easily	Incorrect ear tip size	Try a different size of silicone ear tip for a more secure fit.

SPECIFICATIONS



Feature	Detail
Model Name	NRG 2.0
Connectivity Technology	Wired (3.5mm Jack)
Material	Wood
Frequency Response	18Hz - 22kHz
Sensitivity	101 dB
Impedance	16 Ohm
Noise Control	Sound Isolation
Control Type	Voice Control (via in-line button)
Cable Feature	Tangle Free
Item Weight	0.32 ounces
Product Dimensions	6.6 x 3.8 x 1.1 inches
Compatible Devices	iPod, iPhone, iPad, Android, tablets, and related devices with 3.5mm jack





WARRANTY AND SUPPORT

Symphonized products are assembled by hand and meticulously tested to ensure quality and durability. For specific warranty details and support inquiries, please refer to the warranty information provided at the time of purchase or visit the official Symphonized store page on Amazon:

[Visit the Symphonized Store](#)

Related Documents - NRG-2.0-orange

	<p>Symphonized SNRGY True Wireless Earbuds: Quick Start Guide & Manual</p> <p>Get started with your Symphonized SNRGY True Wireless Earbuds. This guide covers setup, pairing, controls, specifications, and troubleshooting for optimal listening.</p>
	<p>Wireless Earbuds Manual - C12 Model</p> <p>User manual for the C12 Wireless Earbuds, detailing features, operation, specifications, and maintenance. Includes instructions for pairing, touch controls, voice assistant activation, and resetting the earbuds.</p>

<p>ZONE WIRED 2</p> <p>Setup Guide</p>  <p>logitech</p>	<p>Logitech Zone Wired 2 Setup Guide</p> <p>A comprehensive setup guide for the Logitech Zone Wired 2 headset, covering product features, connection methods, controls, and technical specifications to ensure optimal user experience.</p>
	<p>JBL Vibe Beam 2: Kabellose Ohrhörer mit Noise Cancelling & Pure Bass Sound</p> <p>Erleben Sie den JBL Vibe Beam 2, kabellose True Wireless Ohrhörer mit aktivem Noise Cancelling, JBL Pure Bass Sound und bis zu 40 Stunden Akkulaufzeit. Ideal für Musik und Anrufe.</p>
<p>ZONE WIRED 2</p> <p>Setup Guide</p> <p>Guide d'installation</p>  <p>logitech</p>	<p>Logitech Zone Wired 2 Setup Guide - User Manual</p> <p>Get started with your Logitech Zone Wired 2 headset. This setup guide provides instructions on connecting, adjusting, and using your headset with active noise cancellation and a noise-cancelling microphone.</p>
	<p>Kurdene S8 Wireless Earbuds User Manual</p> <p>User manual for Kurdene S8 wireless earbuds, covering product overview, first-time use, button controls, voice assistant, factory reset, indicator lights, specifications, and important safety information.</p>