

## Yamaha Audio YSP-5600

# Yamaha YSP-5600BL 7.1.2-Channel Dolby Atmos MusicCast Sound Bar User Manual

Model: YSP-5600

## INTRODUCTION

The Yamaha YSP-5600BL is a 7.1.2-channel Dolby Atmos MusicCast Sound Bar designed to elevate your home audio experience. It utilizes advanced Digital Sound Projector technology with 46 speaker drivers to deliver immersive multi-dimensional sound, including overhead effects for Dolby Atmos and DTS:X content. This sound bar also integrates with the MusicCast wireless multiroom audio system, allowing for flexible audio distribution throughout your home.

Key features include:

- World's first sound bar with 7.1.2 channel multi-dimensional sound.
- HDMI inputs with 4K Ultra HD pass-through and HDCP 2.2 for high-quality video.
- MusicCast wireless multiroom audio system for whole-home audio.
- Access to popular music streaming services like Pandora, Spotify, and Rhapsody.
- Versatile connectivity options including Wi-Fi, Bluetooth, AirPlay, and Spotify Connect.
- Works with Alexa for convenient voice control (Alexa device sold separately).



Front view of the Yamaha YSP-5600BL Sound Bar, showcasing its sleek black design and speaker grille.

## SETUP

Setting up your YSP-5600BL involves connecting it to your television and power, and then configuring its network and audio settings. For optimal performance, ensure the sound bar is placed in an open area, ideally below your TV, to allow sound beams to reflect effectively off walls and the ceiling.

### Initial Connections

1. Connect your TV to the sound bar's HDMI ARC/eARC port using a high-speed HDMI cable.
2. Connect your media devices (Blu-ray player, game console, etc.) to the sound bar's HDMI input ports.
3. Plug the sound bar into a power outlet.

### Network and Audio Configuration

The YSP-5600BL features Wi-Fi connectivity for MusicCast and streaming services. Download the Yamaha MusicCast Controller app on your smartphone or tablet to guide you through the network setup and YPAO (Yamaha Parametric Acoustic Optimizer) sound calibration. YPAO automatically adjusts sound parameters to suit your room's acoustics, ensuring the best possible surround sound experience.

For enhanced bass, you can wirelessly connect an optional powered subwoofer using the SWK-W16 Wireless Subwoofer Kit (sold separately).



The Yamaha YSP-5600BL Sound Bar positioned beneath a television in a modern living room, demonstrating typical placement.

## Product Overview Video

Your browser does not support the video tag.

This video provides an overview of the Yamaha YSP-5600BL Sound Bar, highlighting its 3D surround sound capabilities, MusicCast features, and design.

## OPERATING

The YSP-5600BL offers various ways to control your audio experience, from the included remote control to the intuitive MusicCast app.

## Basic Operation

- **Power On/Off:** Use the power button on the sound bar or the remote control.
- **Volume Control:** Adjust volume using the remote or the MusicCast app. The sound bar can also be configured to respond to your TV remote's volume control via HDMI CEC.
- **Input Selection:** Switch between HDMI inputs, optical, coaxial, or network sources using the remote or app.

## MusicCast App Control

The MusicCast app provides comprehensive control over your YSP-5600BL and other MusicCast devices. Through the app, you can:

- Browse and play music from connected streaming services (Pandora, Spotify, Rhapsody, SiriusXM, etc.).
- Access music stored on your network-attached storage (NAS) or computer.
- Link multiple MusicCast devices for synchronized multiroom audio playback.
- Adjust detailed sound settings, including sound programs and beam modes.

## Sound Beam Technology

The YSP-5600BL uses a sophisticated array of speakers to project sound beams that reflect off your room's walls and ceiling, creating a true surround sound field without the need for multiple physical speakers. Different sound programs are available to optimize the audio for various content types (e.g., Movie, Music, Sports) and room configurations.

## MAINTENANCE

Proper maintenance ensures the longevity and optimal performance of your Yamaha YSP-5600BL Sound Bar.

### Cleaning

- Wipe the exterior of the sound bar with a soft, dry cloth.
- Do not use liquid cleaners, abrasive cleaners, or chemical solvents, as these can damage the finish.
- Keep the speaker grilles free of dust and debris to maintain sound quality.

### Software Updates

Periodically check for firmware updates via the MusicCast app or Yamaha's official website. Updates can provide new features, performance improvements, and bug fixes. Follow the instructions provided with the update carefully to avoid any issues.

## TROUBLESHOOTING

If you encounter issues with your YSP-5600BL, refer to the following common troubleshooting steps. For more detailed solutions, consult the full user manual available online.

## No Sound

- Ensure the sound bar is powered on and the correct input source is selected.
- Check volume levels on both the sound bar and your TV/source device.
- Verify all cables (HDMI, optical) are securely connected.
- If using HDMI ARC, ensure ARC is enabled on your TV and the sound bar.

## Network/MusicCast Connectivity Issues

- Confirm your Wi-Fi router is functioning correctly and the sound bar is within range.
- Restart your router, the sound bar, and your control device (smartphone/tablet).
- Ensure the MusicCast app is updated to the latest version.

## Remote Control Not Working

- Check and replace the batteries in the remote control.
- Ensure there are no obstructions between the remote and the sound bar's IR receiver.

## SPECIFICATIONS

Below are the key specifications for the Yamaha YSP-5600BL Sound Bar:

Model Name	YSP-5600
Speaker Type	Soundbar
Surround Sound Channel Configuration	7.1.2 (with height channels)
Speaker Drivers	44 beam drivers, 2 woofers
Speaker Maximum Output Power	256 Watts
Connectivity Technology	Bluetooth, Wi-Fi, HDMI
Wireless Communication Technology	Bluetooth, AirPlay, Wi-Fi
Control Method	Voice (Alexa), Remote, App
Product Dimensions (D x W x H)	3.7" x 43.3" x 8.4"
Item Weight	25.8 Pounds
Included Components	[Optional SWK-W16 Wireless Subwoofer Kit]



Diagram showing the dimensions of the Yamaha YSP-5600BL Sound Bar: 43.3 inches wide, 8.4 inches high, and 3.7 inches deep.

## WARRANTY AND SUPPORT



For detailed warranty information, please refer to the warranty card included with your product or visit the official Yamaha Audio website. Yamaha provides customer support for product inquiries, technical assistance, and service needs.





A comprehensive user manual in PDF format is available online for further reference and detailed instructions. You can typically find this on the Yamaha Audio support page for the YSP-5600BL model.

For direct support, please contact Yamaha Audio customer service through their official channels.

© 2024 Yamaha Audio. All rights reserved.

## Related Documents - YSP-5600

	<a href="#">Yamaha YSP-5600 Firmware Update Guide</a> Instructions on how to update the firmware for the Yamaha YSP-5600 Digital Sound Projector using Network Update or a USB flash drive. Includes troubleshooting tips.
	<a href="#">YAMAHA YSP-4300 / YSP-3300 Digital Sound Projector Owner's Manual</a> Owner's manual for the YAMAHA YSP-4300 and YSP-3300 Digital Sound Projectors, detailing setup, connections, features, playback options, settings, and troubleshooting.

	<p><a href="#">Yamaha YSP-5600 Mode d'emploi - Manuel d'utilisation</a></p> <p>Manuel d'utilisation détaillé pour le projecteur numérique de son Yamaha YSP-5600. Ce guide couvre l'installation, la configuration, les fonctions audio, la connectivité réseau et Bluetooth, ainsi que le dépannage.</p>
	<p><a href="#">Yamaha YSP-40 Sound Projector Instruction Manual</a></p> <p>Detailed instruction manual for the Yamaha YSP-40 Sound Projector, covering setup, operation, features, specifications, and troubleshooting for immersive home theater audio.</p>
	<p><a href="#">Yamaha YSP-4000/YSP-40D/HTY-7040 Digital Sound Projector Service Manual</a></p> <p>This service manual provides comprehensive technical information, troubleshooting guides, disassembly procedures, and parts lists for the Yamaha YSP-4000, YSP-40D, and HTY-7040 Digital Sound Projectors. It is intended for authorized service personnel.</p>
	<p><a href="#">Yamaha YSP-600 Digital Sound Projector Owner's Manual - Setup and Operation Guide</a></p> <p>Explore the Yamaha YSP-600 Digital Sound Projector with this comprehensive owner's manual. Learn about installation, setup, advanced features like IntelliBeam and HDMI, operation, and troubleshooting for an immersive home theater experience.</p>