

Tupperware Plastic Container 5.5L

Tupperware Square Smart Saver Container (5.5 Litres) User Manual

Comprehensive instructions for the use and care of your Tupperware Square Smart Saver Container.

INTRODUCTION

Thank you for choosing the Tupperware Square Smart Saver Container. This manual provides essential information for the proper setup, operation, and maintenance of your new food storage container. Please read these instructions carefully before first use and retain them for future reference.

PRODUCT OVERVIEW

The Tupperware Square Smart Saver Container is designed for efficient and airtight food storage. Its square shape optimizes space in your pantry or refrigerator.



Image 1: Tupperware Square Smart Saver Container (5.5 Litres) with its red airtight lid securely in place.

Key Features:

- **Capacity:** 5.5 Litres
- **Material:** Durable Plastic
- **Design:** Square shape for space-saving storage
- **Seal:** Airtight lid to keep contents fresh
- **Care:** Dishwasher safe

SETUP AND FIRST USE

1. **Unpack:** Carefully remove the container and lid from its packaging.
2. **Wash:** Before initial use, wash the container and lid thoroughly with warm, soapy water. Rinse

completely and dry. Alternatively, place them in a dishwasher.

3. **Inspect:** Check for any signs of damage or manufacturing defects. If any are found, refer to the warranty section.

OPERATING INSTRUCTIONS

Filling the Container:

- Ensure the container is clean and dry before filling.
- Fill with desired dry goods such as cereals, grains, pasta, snacks, or flour. Do not overfill; leave adequate space for the lid to seal properly.

Sealing the Lid:



Image 2: Tupperware Square Smart Saver Container with its red lid removed, showing the open container.

1. Place the lid onto the container, aligning the edges.
2. Press down firmly on all four corners of the lid until you hear a click or feel it seal securely. This creates an airtight seal.

Opening the Container:

- To open, lift one corner of the lid to break the seal, then gently peel off the lid.

Note: This container is designed for dry food storage. It is **not** microwaveable.

CARE AND MAINTENANCE

- **Cleaning:** The container and lid are dishwasher safe. For hand washing, use warm water and mild dish soap. Avoid abrasive cleaners or scouring pads, which can scratch the plastic.
- **Drying:** Ensure all parts are completely dry before reassembling or storing to prevent moisture buildup.
- **Stains:** To prevent stains, rinse the container immediately after use, especially when storing foods with strong colors like tomato sauce.

- **Storage:** Store with the lid slightly ajar or removed to allow air circulation if not in use for extended periods.

TROUBLESHOOTING

Problem	Possible Cause	Solution
Lid does not seal properly.	Container is overfilled; lid is not aligned; lid or container rim is dirty.	Reduce contents; realign lid and press firmly on all sides; clean lid and container rims.
Container retains odors.	Strong-smelling food stored for extended periods.	Wash thoroughly with baking soda and water solution, then rinse. Air dry completely.
Stains on container.	Contact with highly pigmented foods.	Rinse immediately after use. For existing stains, try a paste of baking soda and water, let sit, then wash.

SPECIFICATIONS

Brand:	Tupperware
Model Number:	Plastic Container 5.5L
Capacity:	5.5 Liters
Shape:	Square
Material:	Plastic
Dimensions (L x W x H):	9.76 x 8.58 x 8.11 inches
Item Weight:	12 ounces (0.75 Pounds)
Dishwasher Safe:	Yes
Microwaveable:	No

WARRANTY INFORMATION

Tupperware products are known for their durability and quality. For specific warranty details regarding your Square Smart Saver Container, please refer to the official Tupperware website or contact their customer service. Generally, Tupperware offers a limited lifetime warranty against chipping, cracking, breaking, or peeling under normal non-commercial use.

Keep your proof of purchase for any warranty claims.

CUSTOMER SUPPORT

For further assistance, product inquiries, or to report any issues, please visit the official Tupperware website or contact their customer support directly.






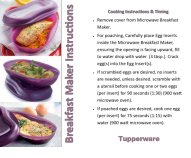
Online Support: [Visit the Tupperware Store on Amazon](#)

Please have your product model number (Plastic Container 5.5L) and ASIN (B0169XDV7A) ready when

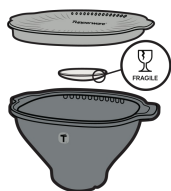
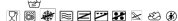
contacting support.

© 2023 Tupperware. All rights reserved. Information in this manual is subject to change without notice.

Related Documents - Plastic Container 5.5L

 <p>Micro Healthy Delight</p> <p>Tupperware®</p>  <p>Micro Healthy Delight</p> <p>Tupperware®</p> <p>© 2017 Tupperware North America, Inc.</p>	<p>Tupperware Micro Healthy Delight: Microwave Cookware Guide</p> <p>Discover how to prepare healthy and delicious meals with the Tupperware Micro Healthy Delight. This guide provides essential cooking instructions, safety precautions, and warranty information for optimal use in your microwave.</p>
 <p>Collapsible Cake Taker</p> <p>Tupperware®</p>	<p>Tupperware Collapsible Cake Taker - Usage Instructions</p> <p>Learn how to use the Tupperware Collapsible Cake Taker. This guide provides step-by-step instructions for expanding and collapsing the cake carrier for optimal storage and transport.</p>
 <p>BreadSmart Large</p> <p>Tupperware®</p> <p>© 2017 Tupperware North America, Inc.</p>	<p>Tupperware BreadSmart Large: Keep Bread Fresher Longer</p> <p>Discover the Tupperware BreadSmart Large, an innovative storage solution designed to keep bread and bakery items fresher for longer using CondensControl™ technology. Learn how to use and care for your BreadSmart.</p>
 <p>Micro Delight</p> <p>Tupperware®</p> <p>© 2017 Tupperware North America, Inc.</p>	<p>Tupperware Micro Delight: Easy Microwave Omelet Maker</p> <p>Learn how to prepare perfect omelets, frittatas, and more with the Tupperware Micro Delight microwave cooker. Includes usage instructions, safety tips, and warranty information.</p>
 <p>Breakfast Maker Instructions</p> <p>Tupperware®</p>	<p>Tupperware Microwave Breakfast Maker Recipes and Instructions</p> <p>Discover a collection of easy and delicious recipes for the Tupperware Microwave Breakfast Maker. This guide includes instructions for various breakfast dishes, snacks, and desserts, perfect for quick microwave cooking.</p>

Tupperware WOW POP
Microwave Popcorn Maker



Tupperware®
©Tupperware, All Rights Reserved

[Tupperware WOW POP Microwave Popcorn Maker: Instructions and Safety Guide](#)

Comprehensive guide for the Tupperware WOW POP Microwave Popcorn Maker, covering usage, safety instructions, quantity guide, and warranty information. Learn to make perfect popcorn.