

HUAWEI ws880

Huawei WS880 1750M 11AC Dual Gigabit Wireless Router User Manual

Model: WS880

1. INTRODUCTION

This manual provides comprehensive instructions for the installation, operation, and maintenance of your Huawei WS880 1750M 11AC Dual Gigabit Wireless Router. The WS880 is designed to provide high-speed wireless connectivity and reliable network performance for your home or small office environment. Please read this manual thoroughly before using the device to ensure proper setup and optimal performance.

2. SAFETY INFORMATION

To prevent damage to the device or injury to yourself or others, observe the following safety precautions:

- Do not expose the router to water or high humidity.
- Do not place the router near heat sources or in direct sunlight.
- Use only the power adapter provided with the device.
- Ensure proper ventilation around the router to prevent overheating.
- Do not attempt to open or repair the device yourself. Contact qualified service personnel for assistance.
- Keep the device out of reach of children.

3. PACKAGE CONTENTS

Verify that all items are present in your package:

- Huawei WS880 Wireless Router
- Power Adapter
- Ethernet Cable
- Quick Start Guide (this manual serves as the detailed guide)

4. PRODUCT OVERVIEW

Familiarize yourself with the components of your Huawei WS880 router.

4.1 Front View



Figure 4.1: Front view of the Huawei WS880 router. The front panel is clean and white, featuring LED indicators for status and a central Huawei logo button.

4.2 Rear Panel and Ports



Figure 4.2: Rear panel of the Huawei WS880 router. From left to right, it includes a recessed Reset button, a Power input jack, a blue USB 3.0 port, a blue WAN port, and four yellow Gigabit LAN ports.

- **Reset Button:** Used to restore factory default settings. Press and hold for 5-10 seconds while the router is powered on.
- **Power Input:** Connects to the provided power adapter.
- **USB 3.0 Port:** For connecting external storage devices (e.g., USB hard drives, flash drives) to share files over the network.
- **WAN Port (Blue):** Connects to your modem or internet service provider's (ISP) network.
- **LAN Ports (Yellow):** Four Gigabit Ethernet ports for connecting wired devices such as computers, gaming consoles, or smart TVs.

5. SETUP

Follow these steps for the initial setup of your Huawei WS880 router:

1. Connect the Hardware:

- Connect your modem's Ethernet cable to the **WAN port** (blue) on the back of the WS880 router.
- Connect the power adapter to the **Power input** on the router and then plug it into a power outlet.
- Wait for the router to power on. The indicator lights on the front panel will illuminate.

2. Connect a Device:

- **Wired Connection:** Connect a computer to one of the **LAN ports** (yellow) on the router using an Ethernet cable.
- **Wireless Connection:** On your Wi-Fi enabled device (laptop, smartphone), search for available Wi-Fi networks. The default Wi-Fi network name (SSID) and password are usually printed on a label on the bottom of the router. Connect to this network.

3. Access the Web-based Management Page:

- Open a web browser (e.g., Chrome, Firefox, Edge) on the connected device.
- In the address bar, type the default IP address of the router, usually 192.168.3.1 or hiwifi.com, and press Enter.

- Follow the on-screen instructions to complete the initial setup wizard, which will guide you through setting up your internet connection, Wi-Fi name (SSID), and password.

6. OPERATING

6.1 Connecting Devices

- **Wired Devices:** Plug an Ethernet cable from your device into any of the yellow LAN ports on the router.
- **Wireless Devices:** On your device, enable Wi-Fi, search for your network name (SSID), and enter your Wi-Fi password. The WS880 supports dual-band Wi-Fi (2.4 GHz and 5 GHz) for optimal performance.

6.2 Managing Settings

Access the web-based management page (192.168.3.1 or hiwifi.com) to configure advanced settings:

- **Wi-Fi Settings:** Change SSID, password, security type (WPA2-PSK recommended).
- **Guest Network:** Create a separate Wi-Fi network for guests to enhance security.
- **Parental Controls:** Manage internet access times and content for specific devices.
- **Firmware Upgrade:** Regularly check for and install firmware updates to improve performance and security.

7. MAINTENANCE

Proper maintenance ensures the longevity and optimal performance of your router:

- **Regular Reboot:** Periodically reboot the router (once a month or as needed) by unplugging the power adapter for 10 seconds and then plugging it back in. This can resolve minor connectivity issues.
- **Keep Clean:** Gently wipe the router with a soft, dry cloth. Do not use liquid cleaners or aerosols.
- **Ventilation:** Ensure the router is placed in a well-ventilated area, away from obstructions that could block airflow.
- **Firmware Updates:** Keep the router's firmware updated to the latest version. This often includes performance improvements and security patches.

8. TROUBLESHOOTING

If you encounter issues with your router, try the following solutions:

- **No Internet Access:**
 - Check if the WAN port cable is securely connected to both the router and the modem.
 - Reboot both the modem and the router. Wait for a few minutes for them to establish connection.
 - Verify your internet service is active with your ISP.
- **Wi-Fi Signal Weak or Unstable:**
 - Move the router to a central location, away from obstacles and interference sources (e.g., cordless phones, microwaves).
 - Ensure your devices are within the router's Wi-Fi range.
 - Try changing the Wi-Fi channel in the router's settings to avoid interference from neighboring networks.
- **Cannot Access Router Management Page:**
 - Ensure your device is connected to the router (wired or wireless).
 - Verify you are typing the correct IP address (192.168.3.1) or domain (hiwifi.com).
 - Clear your browser's cache and cookies, or try a different browser.

- If all else fails, perform a factory reset (see Section 4.2 for Reset Button). Note that a factory reset will erase all your custom settings.

9. SPECIFICATIONS

Key technical specifications for the Huawei WS880 router:

Feature	Description
Model Name	WS880
Wireless Standard	802.11ac
Frequency Band Class	Dual Band (2.4 GHz and 5 GHz)
Data Transfer Rate	1750 Megabits Per Second
LAN Port Bandwidth	1000 Mbps (Gigabit Ethernet)
Number of Ports	2 (WAN, USB) + 4 (LAN)
Connectivity Technology	Wireless
Dimensions	30 x 19.99 x 10.01 cm (approx.)
Manufacturer	Huawei

10. WARRANTY AND SUPPORT

For warranty information and technical support, please refer to the warranty card included with your product or visit the official Huawei support website. Keep your purchase receipt as proof of purchase for warranty claims.

Note: Specific warranty terms and support contact details may vary by region.

11. OFFICIAL PRODUCT VIDEOS

No official product videos from the seller were provided in the product data for this model.



© 2023 Huawei. All rights reserved.

Documents - HUAWEI – ws880

[\[pdf\]](#) User Manual Guide Warranty

HUAWEI WS880 01 MANUAL Manual Hub drive google file d 1U7B1b3UiedKMa1rlBgBWOzGLduHvqkRC preview |||

1 Obtaining More Information Thanks for purchasing the **WS880** 802.11ac Wireless Router **WS880** for short . This quick start will show you how to connect your **WS880** to a network and access the Internet. The figures in this guide are for reference only. The appearance and display features may vary sligh...

lang:en score:44 filesize: 1.82 M page_count: 2 document date: 2023-10-08



[\[pdf\]](#) User Manual

Manual Huawei routers Common usernames passwords and Default IPs WS880 User 802 11ac Wireless Router by Technologies manual 3185 ws880 43add89084725df6c80fb2f5dc1c8cba217177fa 192 168 0 1login org s3 amazonaws devicemanuals |||



WS880 802.11ac Wireless Router Quick Start 11.. Connecting Cables If you are accessing the Internet using a digital subscriber line DSL connection, connect the cables in the sequence of 1 to 7. If you are accessing the Internet using an Ethernet connection network cable , connect the cables in t...

lang:en **score:42** filesize: 5.13 M page_count: 2 document date: 2015-02-09



[\[pdf\]](#)

ws880 Инструкция HUAWEI WS880 802 11ac мануал руководство пользователя teamplush by 2024 03 |||

WS880 802.11ac 1 WS880 802.11ac WS880 . WS880 . . . , -
<http://www.huaweidevice.com>. **WS880** Enter. , -
www.huaweidevice.com/worldwide/support/hotline. : **WS880** 1 . , 1 . , 1 . , 1 . , 1 . . 2 . , .
1 A B USB ...

lang:en **score:35** filesize: 479.61 K page_count: 20 document date: 2024-03-18

[\[pdf\]](#) User Manual Guide Warranty

Connecting Cables 6 Wireless Connection Setup 7 QR Code Scanning Quick Start 1 x WS880 power adapter network cable and Warranty Card When configuring the for first time use a to connect Scomputer 3Powering On After is plugged into wall mounted outlet Touch icon turn all indicators off or on 2 3 4 5 1Obtaining More Information Thanks purchasing 802 11ac Router short This quick start will show you how your access the The figures in this guide are reference only appearance display features product described manual may include copyrighted software of Huawei possible licensors Customers shall not any manner reproduce distribute modify Center Id 26777 version 49292 siteCode sg view true 18249 worldwide c1 huawei c



1 Obtaining More Information Thanks for purchasing the**WS880 802.11ac Wireless Router WS880** for short . This quick start will show you how to connect your**WS880** to a network and access the Internet. The figures in this guide are for reference only. The appearance and display features may vary sligh...

lang:en **score:33** filesize: 1.24 M page_count: 2 document date: 2013-06-03



[\[pdf\]](#) Datasheet Borchure

Product Brochure Datasheet 16 MBProduct data Huawei WS880 wireless router Dual band 2 4 GHz 5 4G White 53034051mmo 26464891 1518519293 7403 16650objects icecat biz objects mmo 16650 |||

WS880 802.11ac Dual Band Wireless Router 1750 Mbps Gigabit Wi-Fi 11ac 1300 Mbps 11n 450 Mbps Superb Wireless Coverage Six built-in high-performance omni antennas Gigabit USB Port USB 3.0, data transfer rate up to 5 Gbps Ease of Use Huawei HomeMate for easy network management WS880 Overview WS880 de...

lang:en **score:29** filesize: 15.71 M page_count: 2 document date: 2014-08-25



[\[pdf\]](#) Quick Start Guide

96723127 WS880 QSG Telmex información visite la página consumer huawei en donde obtendrá guía de usuario del Router SSID INFINI WPA KEY xx guía router telmex |||

WS880 802.11ac

iniGciouGGriuauipiaiaRdRoRpdpeiiddldraaaoWuWWteSS8rS88in880a08l0mbbrricico
1750 mbps 11AC Gigabit DualBand Router Inalmbrico 1. Componentes del Kit Cable azul Ethernet Adaptador de corriente Gua Rpida Gua Rpida Router **WS880** 2. Conecta el Router **WS880** a tus dispositivos - Si...

lang:es **score:23** filesize: 5.18 M page_count: 12 document date: 2015-05-12



[\[pdf\]](#) Datasheet

hw u 390031 huawei ucmf groups public documents webasset |||

WS880 802.11ac Dual Band Wireless Router 1750 Mbps Gigabit Wi-Fi 11ac 1300 Mbps 11n 450 Mbps Superb Wireless Coverage Six built-in high-performance omni antennas Gigabit USB Port USB 3.0, data transfer rate up to 5 Gbps Ease of Use Huawei HomeMate for easy network management **WS880 Overview** **WS880 de...**


lang:en **score:23** filesize: 15.71 M page_count: 2 document date: 2014-08-25



[Vizulinx Fire Alarm Interface Product Manual](#)

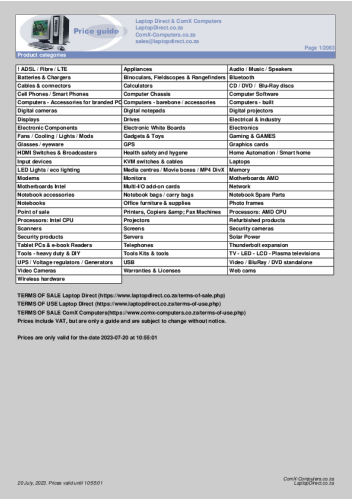
Comprehensive product manual for the Kentec Vizulinx fire alarm interface module. Details installation, configuration, connectivity options (Modbus, BACnet, SMS, Email), and system integration for fire alarm management.

lang:en **score:18** filesize: 6.23 M page_count: 79 document date: 2020-07-14




[pdf] User Manual Instructions

Man 1428 book PaulM 1428* Vizulinx Product Manual Rev 04 safefiredirect co uk Downloads Public ||| Fire Alarm Interface Vizulinx Product Manual *Man-1428* Man-1428 Rev.04 Safety Suppliers of articl ... E5573, HW-02G, HW-01F, HW-02E, E8372, 401HW, 506HW, HWD34, KD02, KD04, WS318, WSR20, WS331, WS330, **WS880**, WS326, WS328, WS860 See Configuration section of this manual for instructions on how to set-u... lang:en score:18 filesize: 1.69 M page_count: 80 document date: 2021-03-24



Laptop Direct & ComX Computers Price Guide

Explore the comprehensive price guide from Laptop Direct & ComX Computers, featuring a wide array of products including electronics, appliances, and accessories. Find detailed product information and pricing. lang:en score:17 filesize: 7.37 M page_count: 2083 document date: 2023-07-20



[pdf] User Manual Instructions

Man 1428 book PaulM Fire Alarm Interface Vizulinx Home Kentec Electronics Ltd Introduction 1 Rev 04 Product Manual Section is a standalone low power module which adds expanded connectivity to fire alarm control and ex kentec co uk 2020 05 ||| Fire Alarm Interface Vizulinx Product Manual *Man-1428* Man-1428 Rev.04 Safety Suppliers of articl ... E5573, HW-02G, HW-01F, HW-02E, E8372, 401HW, 506HW, HWD34, KD02, KD04, WS318, WSR20, WS331, WS330, **WS880**, WS326, WS328, WS860 See Configuration section of this manual for instructions on how to set-u... lang:en score:15 filesize: 6.18 M page_count: 80 document date: 2020-05-21

New! Vizulinx firmware release

New features


USB Wi-Fi support
www.rockchip.com



Kentec
Electronics Ltd

Bulletin no. PR2028/290719 Rev. 1
For further information visit
www.bordas.ro
info@bordas.ro
Copyright © 2019 by Bordas Publishing House. All rights reserved. No part of this publication may be reproduced, stored in a retrieval system, or transmitted, in any form or by any means, electronic, mechanical, photocopying, recording, or by any information storage and retrieval system, without prior written permission from Bordas Publishing House.

lang:en score:10 filesize: 4.66 M page_count: 1444 document date: 2021-06-30

 https://www.comxcomputers.co.za https://www.laptopdirect.co.za info@comxcomputers.co.za																																																																													
Page: 1/150																																																																													
<table border="1"> <tr> <td>ADSL, Fibre, LTE</td><td>Appliances</td><td>Audio / Music / Speakers</td></tr> <tr> <td>Batteries & Chargers</td><td>Blimotors, Fanlights & Rangefinders</td><td>Bluetooth</td></tr> <tr> <td>Cables & connectors</td><td>Calculators</td><td>CD / DVD / Blu-ray discs</td></tr> <tr> <td>Cell Phones / Smart Phones</td><td>Computer Accessories for branded PCs</td><td>Computer Chassis</td></tr> <tr> <td>Computer hardware - accessories</td><td>Computer - hard</td><td>Digital cameras</td></tr> <tr> <td>Digital notebooks</td><td>Digital projectors</td><td>Displays</td></tr> <tr> <td>Drives</td><td>Electric tools</td><td>Electricity</td></tr> <tr> <td>Fans - Cooling / Lights / Molds</td><td>Gasoline & Toys</td><td>Gaming & GAMERS</td></tr> <tr> <td>Gasoline - engines</td><td>GPS</td><td>Gravimetry</td></tr> <tr> <td>Health Services & Brackets/holders</td><td>Health and safety (COVID-19 specific)</td><td>Home Automation / Smart home</td></tr> <tr> <td>Heat detectors</td><td>High precision & control</td><td>Lighting</td></tr> <tr> <td>LED Lights - eco lighting</td><td>Media centers - Blu-ray boxes / MP3 / DVD</td><td>Memory</td></tr> <tr> <td>Monitors</td><td>Monitors</td><td>Multi-touch / AIO</td></tr> <tr> <td>Mouseboards / Input</td><td>Multi-IO and-on cards</td><td>Network</td></tr> <tr> <td>Notebook accessories</td><td>Notebook bags - carry bags</td><td>Notebook System Parts</td></tr> <tr> <td>Networks</td><td>Office hardware & supplies</td><td>Photo / Video</td></tr> <tr> <td>Printers of sale</td><td>Printers, Copiers, Scanners / Fax Machines</td><td>Processors - AIO</td></tr> <tr> <td>Processors - Intel</td><td>Projectors</td><td>Refrigerated products</td></tr> <tr> <td>Scanners</td><td>Scanners</td><td>Security cameras</td></tr> <tr> <td>Security products</td><td>Security</td><td>Software</td></tr> <tr> <td>Solar Power</td><td>Tablet PCs & e-book Readers</td><td>Telephones</td></tr> <tr> <td>Thermal/heat exchangers</td><td>Tools - Power tools & SPS</td><td>Tools, Kits & Tools</td></tr> <tr> <td>TV - LED - Plasma/Monitors</td><td>UPS - Voltage regulators / Generators</td><td>USB</td></tr> <tr> <td>Videos - BluRay / DVD recorders</td><td>Vision Cameras</td><td>Vibrations & Locomotors</td></tr> <tr> <td>Web cams</td><td>Wireless hardware</td><td></td></tr> </table>			ADSL, Fibre, LTE	Appliances	Audio / Music / Speakers	Batteries & Chargers	Blimotors, Fanlights & Rangefinders	Bluetooth	Cables & connectors	Calculators	CD / DVD / Blu-ray discs	Cell Phones / Smart Phones	Computer Accessories for branded PCs	Computer Chassis	Computer hardware - accessories	Computer - hard	Digital cameras	Digital notebooks	Digital projectors	Displays	Drives	Electric tools	Electricity	Fans - Cooling / Lights / Molds	Gasoline & Toys	Gaming & GAMERS	Gasoline - engines	GPS	Gravimetry	Health Services & Brackets/holders	Health and safety (COVID-19 specific)	Home Automation / Smart home	Heat detectors	High precision & control	Lighting	LED Lights - eco lighting	Media centers - Blu-ray boxes / MP3 / DVD	Memory	Monitors	Monitors	Multi-touch / AIO	Mouseboards / Input	Multi-IO and-on cards	Network	Notebook accessories	Notebook bags - carry bags	Notebook System Parts	Networks	Office hardware & supplies	Photo / Video	Printers of sale	Printers, Copiers, Scanners / Fax Machines	Processors - AIO	Processors - Intel	Projectors	Refrigerated products	Scanners	Scanners	Security cameras	Security products	Security	Software	Solar Power	Tablet PCs & e-book Readers	Telephones	Thermal/heat exchangers	Tools - Power tools & SPS	Tools, Kits & Tools	TV - LED - Plasma/Monitors	UPS - Voltage regulators / Generators	USB	Videos - BluRay / DVD recorders	Vision Cameras	Vibrations & Locomotors	Web cams	Wireless hardware	
ADSL, Fibre, LTE	Appliances	Audio / Music / Speakers																																																																											
Batteries & Chargers	Blimotors, Fanlights & Rangefinders	Bluetooth																																																																											
Cables & connectors	Calculators	CD / DVD / Blu-ray discs																																																																											
Cell Phones / Smart Phones	Computer Accessories for branded PCs	Computer Chassis																																																																											
Computer hardware - accessories	Computer - hard	Digital cameras																																																																											
Digital notebooks	Digital projectors	Displays																																																																											
Drives	Electric tools	Electricity																																																																											
Fans - Cooling / Lights / Molds	Gasoline & Toys	Gaming & GAMERS																																																																											
Gasoline - engines	GPS	Gravimetry																																																																											
Health Services & Brackets/holders	Health and safety (COVID-19 specific)	Home Automation / Smart home																																																																											
Heat detectors	High precision & control	Lighting																																																																											
LED Lights - eco lighting	Media centers - Blu-ray boxes / MP3 / DVD	Memory																																																																											
Monitors	Monitors	Multi-touch / AIO																																																																											
Mouseboards / Input	Multi-IO and-on cards	Network																																																																											
Notebook accessories	Notebook bags - carry bags	Notebook System Parts																																																																											
Networks	Office hardware & supplies	Photo / Video																																																																											
Printers of sale	Printers, Copiers, Scanners / Fax Machines	Processors - AIO																																																																											
Processors - Intel	Projectors	Refrigerated products																																																																											
Scanners	Scanners	Security cameras																																																																											
Security products	Security	Software																																																																											
Solar Power	Tablet PCs & e-book Readers	Telephones																																																																											
Thermal/heat exchangers	Tools - Power tools & SPS	Tools, Kits & Tools																																																																											
TV - LED - Plasma/Monitors	UPS - Voltage regulators / Generators	USB																																																																											
Videos - BluRay / DVD recorders	Vision Cameras	Vibrations & Locomotors																																																																											
Web cams	Wireless hardware																																																																												
Click here to view our TERMS OF SALE (https://www.comxcomputers.co.za/terms-of-sale.php) Click here to view our TERMS OF SALE (https://www.laptopdirect.co.za/terms-of-sale.php) Prices are valid on 2021-10-01 02:25:01. Prices are a reference, and are subject to change without notice. Prices include VAT.																																																																													
7 October 2021																																																																													

ComX Computers & Laptopdirect.co.za Price Guide: Electronics, Appliances, and Computer Hardware

Explore the extensive price list from ComX Computers and Laptopdirect.co.za, featuring a wide selection of electronics, computer components, appliances, audio devices, and home goods. Find product details and pricing for numerous brands.

lang:en score:9 filesize: 4.84 M page_count: 1503 document date: 2021-10-01