

GLW FMW-R014FL-30W

GLW 30W RGB Flood Light User Manual

MODEL: FMW-R014FL-30W

Brand: GLW

1. INTRODUCTION

Thank you for choosing the GLW 30W RGB Flood Light. This versatile lighting solution is designed to enhance any environment, offering a wide spectrum of colors and dynamic modes. Its robust, waterproof design makes it suitable for both indoor and outdoor applications, providing reliable and vibrant illumination. This manual will guide you through the setup, operation, and maintenance of your new flood light.

2. PRODUCT FEATURES

- **Variety of Colors:** Offers 16 different colors to meet diverse atmospheric demands. Dimmable RGB LED bulb controlled by remote, allowing brightness adjustment.
- **Memory Function:** The light will retain your last setting when turned on again.
- **Waterproof (IP65):** Designed for outdoor normal lighting, advertising, building decoration, and beautification of homes, hotels, gardens, landscapes, and lawns.
- **Durable Construction:** Features a high-quality aluminum shell for better heat dissipation, ensuring a secure and durable product with prolonged service life.
- **Easy Installation:** Simple to install and can be mounted or hung anywhere as desired. Comes with a US 3-pin plug, instruction manual, and remote control (with battery).

3. WHAT'S IN THE BOX

- GLW 30W RGB Flood Light
- Remote Control
- User Manual

4. SETUP

Safety Precautions:

- Ensure the power is off before installation or maintenance.
- Do not look directly into the light when it is on, as it can be extremely bright.
- Install on a stable surface or mounting point.

Mounting Instructions:

The GLW Flood Light comes with an adjustable mounting bracket for flexible positioning. You can:

- **Surface Mount:** Use the pre-drilled holes on the bracket to secure the light to a wall, ceiling, or other flat surface using appropriate screws (not included).
- **Floor Stand:** The adjustable bracket also functions as a stand, allowing you to place the light directly on the ground and angle it as needed.

DIMENSION



Adjustable mounting bracket for versatile placement.

Power Connection:

Simply plug the US 3-pin plug into a standard 110V power outlet. Ensure the connection is secure, especially

for outdoor use where a waterproof outlet cover is recommended.

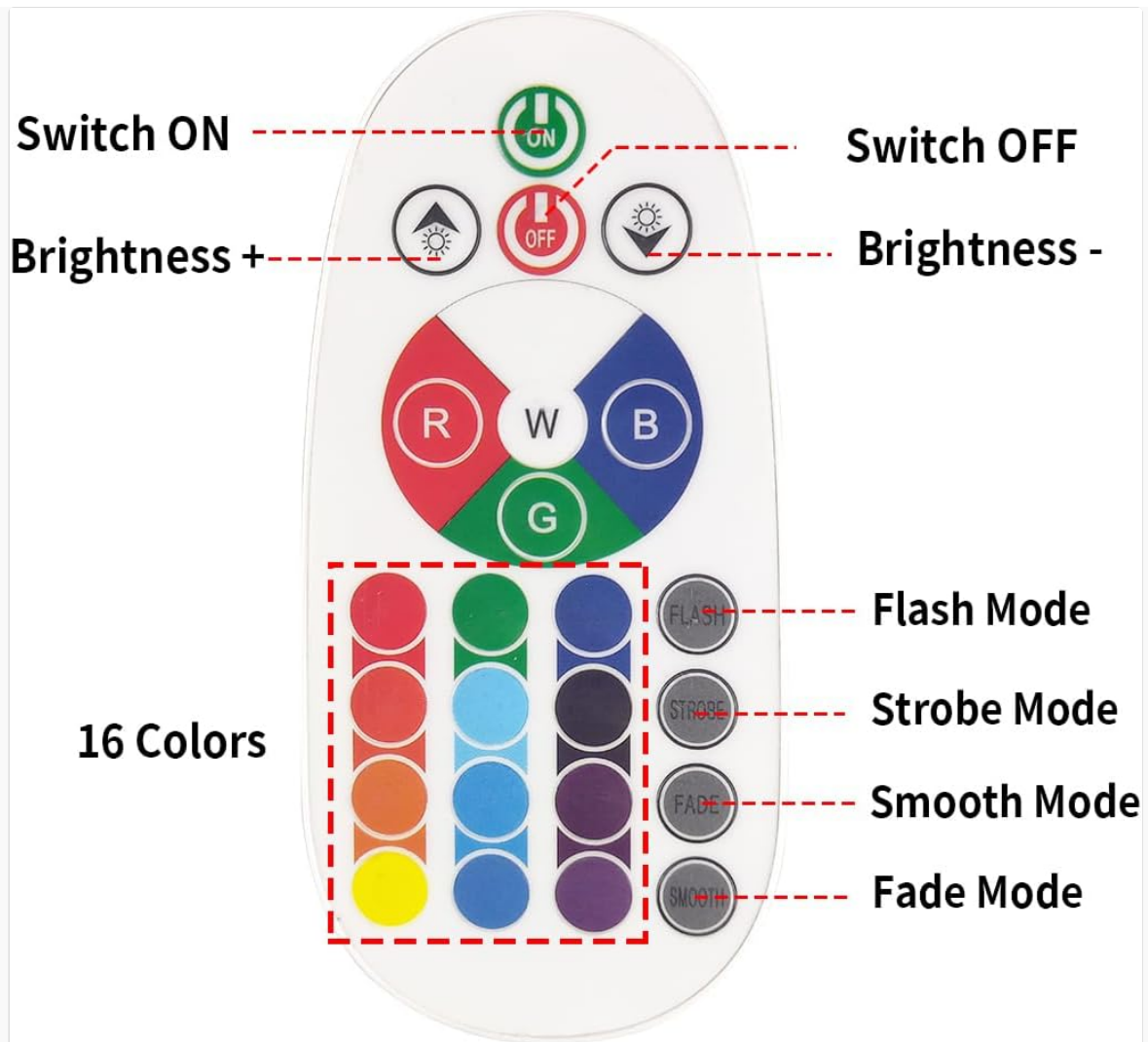


GLW 30W RGB Flood Light ready for use.

5. OPERATING INSTRUCTIONS

Remote Control Overview:

The GLW Flood Light is operated using the included IR remote control. Ensure the remote has a clear line of sight to the light's sensor for optimal performance.




Remote control layout.

Functions:

- **ON/OFF:** Press the **ON** button to turn the light on, and **OFF** to turn it off.
- **Brightness Adjustment:** Use the **Sun Up** and **Sun Down** buttons to increase or decrease the light intensity.
- **Color Selection:** Choose from 16 static colors by pressing the corresponding color buttons on the remote.
- **Dynamic Modes:** The remote offers 4 dynamic lighting modes:
 - **Flash:** Rapidly cycles through all 16 colors.
 - **Strobe:** Cycles through colors with a slower, pulsating effect.
 - **Fade:** Smoothly transitions between colors.
 - **Smooth:** A slower, more gradual transition between colors than Fade.

16 Colors & 4 Modes



Visual representation of 16 colors and 4 modes.

Memory Function:

The flood light is equipped with a memory function. When you turn the light off and then back on, it will automatically resume the last color or mode setting that was active.

DECORATE YOUR HOUSE

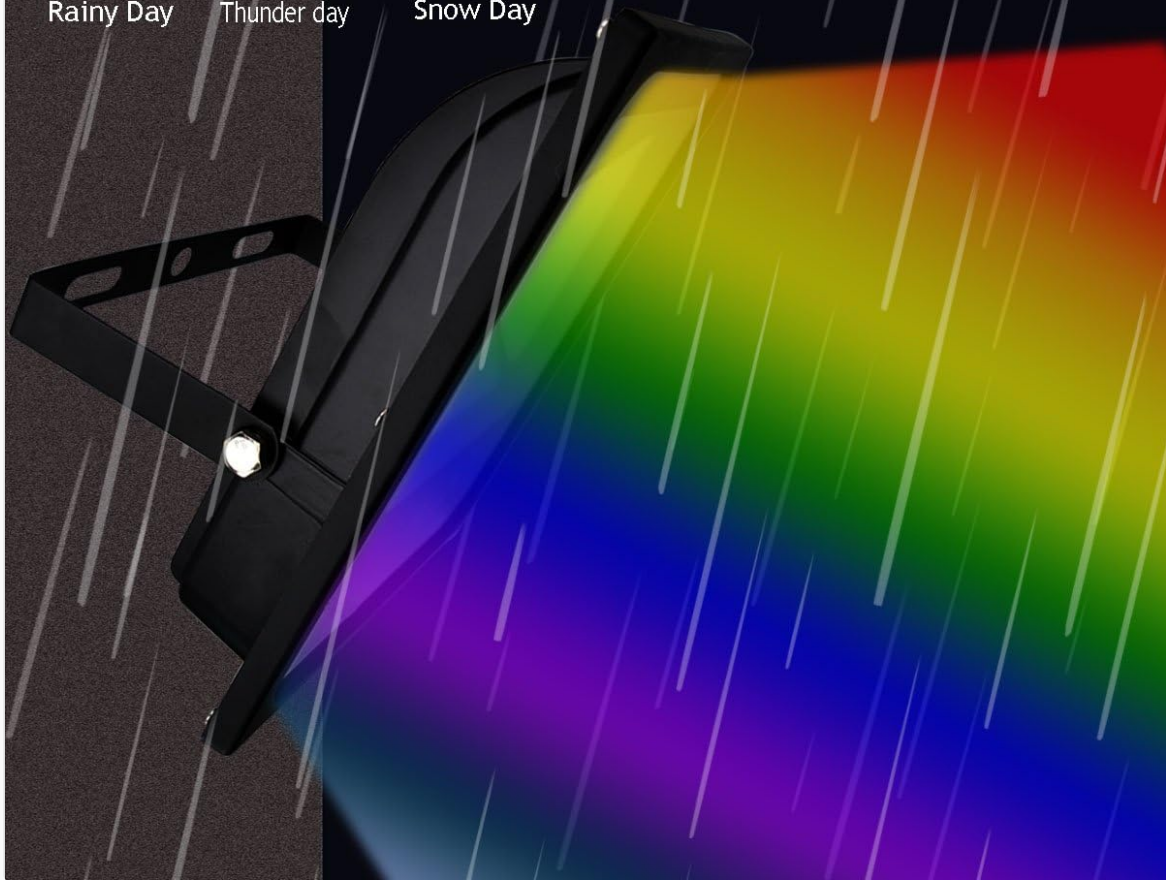


Example of the flood light in an outdoor setting.

6. MAINTENANCE

- **Cleaning:** To clean the light, wipe it with a soft, damp cloth. Do not use abrasive cleaners or harsh chemicals, as they may damage the finish or internal components.
- **Heat Dissipation:** The light features an aluminum heat sink designed for efficient heat dissipation. Ensure the fins are not obstructed to maintain optimal performance and prolong the lifespan of the LED.
- **Storage:** If storing the light for an extended period, ensure it is clean, dry, and stored in a cool, well-ventilated area.

IP65 WEATHERPROOF



Aluminum heat sink for efficient cooling.

7. TROUBLESHOOTING

Issue	Possible Cause	Solution
Light does not turn on.	No power, loose connection, remote battery dead.	Check power outlet, ensure plug is secure, replace remote battery.
Remote not responding.	Remote battery dead, obstruction between remote and sensor, remote too far.	Replace remote battery, remove obstructions, move closer to the light.
Incorrect color displayed.	Remote signal interference, internal fault.	Try resetting the light by unplugging and replugging. If issue persists, contact support.
Light flickers or dims unexpectedly.	Unstable power supply, overheating.	Ensure stable power source. Check for proper ventilation around the heat sink.

8. SPECIFICATIONS

Attribute	Detail
Brand	GLW
Model Number	FMW-R014FL-30W
Color	30W(R G B) / Multicolor
Material	Metal, Glass
Style	Modern
Product Dimensions	7.2"L x 3.94"W x 8.82"H
Indoor/Outdoor Usage	Outdoor
Power Source	Corded Electric
Special Feature	Color Changing, Dimmable
Control Method	Remote Control
Light Source Type	LED
Voltage	110 Volts
Wattage	30 Watts
Water Resistance Level	IP65 Waterproof
Item Weight	1.4 Pounds

DIMENSION



Detailed dimensions of the flood light.

ALUMINUM HEAT SINK



IP65 waterproof rating ensures durability in various weather conditions.

9. WARRANTY & SUPPORT

The GLW 30W RGB Flood Light comes with a **1-year warranty** from the date of purchase. This warranty covers manufacturing defects and ensures reliable performance under normal use.

For any questions, technical support, or warranty claims, please contact GLW customer service. Our dedicated support team is available 24/7 to assist you.

Contact Information: Please refer to the contact details provided on the product packaging or the official GLW website for the most up-to-date support options.