

Tchibo 476741

Tchibo Feine Milde Instant Coffee 100g User Manual

Model: 476741

1. INTRODUCTION

This manual provides instructions for the proper use and care of your Tchibo Feine Milde Instant Coffee. Tchibo Feine Milde offers a signature mild coffee experience with full flavor and low acidity, designed for convenience.

Please read these instructions carefully before preparing your coffee to ensure optimal enjoyment.

2. PRODUCT OVERVIEW



Image 1: Tchibo Feine Milde Instant Coffee in its glass jar with a blue lid. The label highlights "Feine Milde" and "100% Tchibo Arabica".

Tchibo Feine Milde Instant Coffee is made from 100% Tchibo Arabica beans, offering a naturally mild flavor profile. It is designed for quick and easy preparation, requiring no special equipment.

3. PREPARATION INSTRUCTIONS

Preparing your Tchibo Feine Milde Instant Coffee is simple and requires no coffee machine.

1. **Heat Water:** Boil fresh water to your desired temperature. For best results, water should be hot but not necessarily boiling vigorously.
2. **Add Coffee:** Spoon your desired amount of Tchibo Feine Milde Instant Coffee granules into a cup. A typical serving is one to two teaspoons, but adjust to your personal taste preference.
3. **Pour Water:** Carefully pour the hot water over the coffee granules in your cup.
4. **Stir:** Stir gently until the coffee granules are fully dissolved.
5. **Enjoy:** Your instant coffee is now ready to drink. Add milk, sugar, or other flavorings as desired.



Image 2: A jar of Tchibo Feine Milde Instant Coffee on a wooden surface next to a modern kettle and two pastries, illustrating a typical preparation setting.

4. STORAGE AND MAINTENANCE

To maintain the freshness and flavor of your Tchibo Feine Milde Instant Coffee:

- Store the coffee in a cool, dry place, away from direct sunlight and strong odors.
- Ensure the lid is tightly sealed after each use to prevent moisture and air from affecting the granules.
- Do not refrigerate or freeze, as this can introduce moisture and degrade quality.

5. SPECIFICATIONS

Attribute	Detail
Brand	Tchibo
Model Number	476741
Item Form	Granule

Attribute	Detail
Flavor	Unflavored
Caffeine Content	Caffeinated
Roast Level	Medium Roast
Package Dimensions	7.2 x 3.7 x 3.11 inches
Item Weight	3.53 ounces (100g)
Ingredients	Instant Coffee



Image 3: A chart illustrating the flavor profile of Tchibo Feine Milde coffee, indicating its intensity, acidity, and roast level. The text "Natur-mild, frische und fruchtige Noten" translates to "Naturally mild, fresh and fruity notes".

6. IMPORTANT INFORMATION AND WARNINGS

- **Pregnancy:** Avoid consumption during pregnancy. Consult a physician if you have any medical conditions.
- **Dietary Supplements:** Statements regarding dietary supplements have not been evaluated by the FDA

and are not intended to diagnose, treat, cure, or prevent any disease or health condition.

- **Allergens:** This product contains instant coffee. Review ingredients list for any sensitivities.

7. TROUBLESHOOTING

If you encounter any issues or are not satisfied with your coffee preparation, consider the following:

- **Taste is too weak/strong:** Adjust the amount of instant coffee granules used per cup. Start with one teaspoon for a milder taste, or two for a stronger flavor.
- **Coffee not dissolving properly:** Ensure the water is sufficiently hot. Stir thoroughly until all granules are dissolved.
- **Unusual taste:** Check the expiration date on the jar. Ensure the coffee has been stored correctly in a cool, dry place with the lid tightly sealed.

8. CONTACT AND SUPPORT

For further assistance or inquiries, please visit the official Tchibo website or contact their customer support.

You can find more information about Tchibo products and their brand story by visiting the [Tchibo Store on Amazon](#).

Dürfen wir vorstellen?

Tchibo



Wir sind ein Familienunternehmen.



Uns kommt nur nach hohen Qualitätsstandards ausgewählter, mit Liebe gerösteter und aromafrisch verpackter Kaffee in die Tüte.









Verantwortung zu übernehmen ist für uns selbstverständlich. Wir setzen uns dafür ein, dass unser Kaffee mit Rücksicht auf Mensch und Umwelt hergestellt wird.

Image 4: A woman smiling while holding a small glass of coffee, suggesting enjoyment of the product.

© 2025 Tchibo. All rights reserved.

Related Documents - 476741

 <p>Tchibo Qbo Coffee Machine</p>	<p>Tchibo Qbo Coffee Machine: User Manual and Warranty</p> <p>Comprehensive user manual for the Tchibo Qbo coffee machine, covering setup, operation, maintenance, safety guidelines, troubleshooting, and warranty information. Learn how to make coffee, clean, and descale your machine.</p>
 <p>Tchibo Mlýnek na kávu, elektrický</p>	<p>Tchibo Electric Coffee Grinder User Manual (Model 386620)</p> <p>Comprehensive user manual for the Tchibo electric coffee grinder (Model 386620). Provides detailed instructions on operation, setting grind levels, filling beans, grinding coffee, cleaning, assembly, troubleshooting, technical specifications, disposal, warranty, and customer service.</p>
 <p>Tchibo Cafissimo pure+</p>	<p>Tchibo Cafissimo pure+ Coffee Machine User Manual and Instructions</p> <p>Comprehensive user manual for the Tchibo Cafissimo pure+ coffee machine, covering setup, operation, maintenance, troubleshooting, and warranty information.</p>
 <p>Tchibo Coffee grinder, electric</p>	<p>Tchibo Electric Coffee Grinder 386620: Instructions for Use and Warranty</p> <p>Comprehensive instructions for the Tchibo electric coffee grinder (model 386620), covering setup, operation, cleaning, safety, and technical specifications. Learn how to achieve the perfect grind for your coffee.</p>
 <p>Tchibo The Tchibo Bean to Brew Machine</p>	<p>Tchibo Bean to Brew Machine: Operating Instructions and Warranty</p> <p>Comprehensive operating instructions and warranty information for the Tchibo Bean to Brew Machine, a fully automatic espresso and coffee maker with a built-in grinder.</p>
 <p>Tchibo Кафемелачка, электрическа</p>	<p>Tchibo Electric Coffee Grinder User Manual (Model 386620)</p> <p>Comprehensive user manual for the Tchibo electric coffee grinder, model 386620. This guide provides detailed instructions on operation, safety precautions, grinding settings, cleaning, maintenance, troubleshooting, technical specifications, and warranty information.</p>