

## Manuals+

[Q & A](#) | [Deep Search](#) | [Upload](#)

[manuals.plus](#) /

› [Mr Beams](#) /

› [Mr. Beams MB720 LED Motion Sensor Light, Stick Type, All-Purpose Light, Waterproof and Can Be Used in The Outdoors, Battery Operated User Manual](#)

## Mr Beams MB720

# Mr. Beams MB720 LED Motion Sensor Light User Manual

Model: MB720 | Brand: Mr Beams

## INTRODUCTION

The Mr. Beams MB720 LED Motion Sensor Light is a versatile, battery-operated light designed for various indoor and outdoor applications. It provides 20 lumens of brightness and features a motion sensor for automatic illumination. Its waterproof design allows for flexible placement, making it an ideal solution for illuminating pathways, steps, or small areas where light is needed only when motion is detected.

## SAFETY INFORMATION

Please read all safety instructions before using the product. Failure to follow these instructions may result in electric shock, fire, or serious injury.

- Do not mix old and new batteries.
- Do not mix alkaline, standard (carbon-zinc), or rechargeable (nickel-cadmium) batteries.
- Dispose of used batteries properly according to local regulations.
- Keep the device out of reach of children.
- Do not stare directly into the LED light when it is illuminated.
- Do not attempt to disassemble or modify the light.

## PACKAGE CONTENTS

Verify that all items are present in your package:

- 1 x Mr. Beams MB720 LED Motion Sensor Light Unit
- (Note: 4 x AA batteries are required and sold separately.)

## SETUP AND INSTALLATION

### Battery Installation

The MB720 light requires 4 x AA batteries (sold separately) for operation.

1. Locate the battery compartment on the back or bottom of the light unit.
2. Open the battery compartment cover.
3. Insert 4 AA batteries, ensuring correct polarity (+ and -) as indicated inside the compartment.
4. Close the battery compartment cover securely to ensure the waterproof seal is maintained.

## Placement


This light is designed to stand on its own on a flat surface or can be mounted. Its IPX4 waterproof rating makes it suitable for both indoor and outdoor environments.

- For optimal motion sensing, place the light where the sensor has a clear line of sight to the desired detection area.
- The maximum sensing distance is approximately 14.8 feet (4.5 meters).
- Consider placing the light in areas such as bathrooms, hallways, stairwells, verandas, or wood decks where temporary illumination is beneficial.



Figure 1: Front view of the Mr. Beams MB720 LED Motion Sensor Light, showing the motion sensor at the top.





**サイズ:約10×8.5×3cm**

**本体重量:約0.135kg**

**定格光束: 20ルーメン**

**照射面積:1m<sup>2</sup>**

**人感センサー:○**

**感知距離最大:4.5m**

**自動消灯:点灯後30秒**

**使用電池:単3形乾電池×4個(別売)**

**想定電池寿命:12ヶ月**

**L E D 寿命:約30,000時間**

**防水:○**

**※照度センサー内蔵。**

**暗くなってから人感センサーが作動します。**

**※乾電池の寿命は作動の頻度によって異なります。**

Figure 2: Dimensions of the MB720 light, approximately 3.9 x 3.3 x 1.2 inches (10 x 8.5 x 3 cm).

防水性能IPX4なので

室内・屋外両方で使用可能

照度:20ルーメン

使用電池

単3形乾電池×4個



人感センサー:○

感知距離:最大4.5m

照射面積:1m<sup>2</sup>

自動消灯:点灯後30秒

※照度センサー内蔵で、暗くなってから  
人感センサーが作動します。

Figure 3: Key features of the MB720 light, including motion sensor, 20 lumens brightness, 1m<sup>2</sup> irradiation area, 30-second auto-off, and battery compartment.

## OPERATION

### Automatic Activation

The Mr. Beams MB720 light is designed for fully automatic operation, utilizing both a light sensor and a motion sensor.

- The light will only activate in dark conditions. The built-in light sensor prevents activation during daylight hours to conserve battery life.
- When motion is detected within the sensing range (up to 14.8 ft / 4.5 m) in a sufficiently dark environment, the light will automatically turn on.
- The light will remain illuminated as long as motion is detected. Approximately 30 seconds after motion ceases, the light will automatically turn off.

### Brightness

The light provides 20 lumens of brightness, which is suitable for accent lighting, illuminating steps, or providing a low level of ambient light in dark areas.



## おすすめ使用シーン

- ・ 廊下
- ・ トイレ
- ・ 洗面所

など様々な場所で活躍。



Figure 4: Recommended usage scenarios for the MB720 light, including under sinks, near toilets, and on stairs for foot lighting.

## MAINTENANCE

### Battery Replacement

When the light begins to dim, flickers, or fails to activate, it is likely time to replace the batteries. Refer to the 'Battery Installation' steps in the Setup section.

- The estimated battery life is 12 months, but actual life may vary significantly based on the frequency of activation and environmental conditions.

### Cleaning

To clean the exterior of the light, gently wipe it with a soft, damp cloth. Do not use abrasive cleaners, solvents, or harsh chemicals, as these may damage the finish or internal components.

## TROUBLESHOOTING

If you encounter issues with your Mr. Beams MB720 light, please refer to the table below for common problems and solutions.

Problem	Possible Cause	Solution
Light does not turn on.	Insufficient darkness.	Ensure the light is in a sufficiently dark environment for the light sensor to activate.
Light does not turn on.	Dead or incorrectly installed batteries.	Replace batteries with new AA batteries, ensuring correct polarity (+/-).
Light does not turn on.	Motion sensor obstructed or out of range.	Clear any obstructions from the sensor's view. Ensure motion occurs within 14.8 ft (4.5 m) of the sensor.
Light stays on constantly.	Continuous motion detected.	Ensure there is no continuous motion in the sensor's field of view.
Light stays on constantly.	Sensor malfunction.	Remove batteries for 60 seconds, then reinsert to reset the unit. If the problem persists, contact customer support.

## SPECIFICATIONS

Detailed technical specifications for the Mr. Beams MB720 LED Motion Sensor Light:

Feature	Detail
Model Number	MB720
Brand	Mr Beams
Dimensions (L x W x H)	Approx. 3.9 x 3.3 x 1.2 inches (10 x 8.5 x 3 cm)
Weight	Approx. 0.4 lbs (0.135 kg) / 4.8 ounces
Material	ABS Resin / Acrylonitrile Butadiene Styrene
Luminous Flux	20 lumens
Irradiation Area	1 m <sup>2</sup>
Motion Sensor	Yes
Max Sensing Distance	14.8 ft (4.5 m)
Auto-off Time	30 seconds after motion ceases
Batteries Required	4 x AA batteries (sold separately)
Estimated Battery Life	12 months (varies with usage frequency)
LED Life	Approx. 30,000 hours
Waterproof Rating	IPX4
Light Sensor	Built-in (activates only after dark)




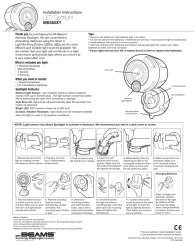
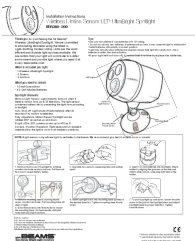
Feature	Detail
Indoor/Outdoor Usage	Outdoor
Power Source	Battery Powered

## WARRANTY AND SUPPORT




For warranty information, technical support, or to inquire about replacement parts, please contact Mr. Beams customer service. Refer to the product packaging or the official Mr. Beams website for the most current contact details.  
Date First Available: September 21, 2015

© 2025 Mr Beams. All rights reserved.

### Related Documents - MB720

	<p><a href="#">Mr Beams MB12984 Pro 2-Head Motion Flood Light User Manual</a></p> <p>Detailed user manual for the Mr Beams MB12984 Pro 2-Head Motion Flood Light with Cascading Wall Wash, covering specifications, operating modes, adjustable settings, and installation instructions.</p>
	<p><a href="#">Mr Beams MB360XT LED Spotlight Installation Guide &amp; Features</a></p> <p>Comprehensive installation instructions and features for the Mr Beams MB360XT Wireless LED Spotlight. Learn how to install, operate, and maintain your motion-activated outdoor light.</p>
	<p><a href="#">Mr Beams Wireless Motion Sensor LED UltraBright Spotlight MB380-390 Installation Instructions</a></p> <p>Installation instructions for the Mr Beams Wireless Motion Sensor LED UltraBright Spotlight (MB380-390). Learn how to install and use this motion-activated LED spotlight for efficient and durable lighting.</p>



	<p><a href="#">Mr Beams MB380-390 Wireless Motion Sensor LED UltraBright Spotlight Installation Instructions</a></p> <p>Installation guide for the Mr Beams MB380-390 Wireless Motion Sensor LED UltraBright Spotlight, detailing features, included parts, installation steps, and battery precautions for optimal use.</p>
	<p><a href="#">MR BEAMS MB980 Wireless Motion Sensor LED Ceiling Light: Light Sensor Removal Guide</a></p> <p>Step-by-step instructions for removing the light sensor from the MR BEAMS MB980 Wireless Motion Sensor LED Ceiling Light. Learn how to customize your lighting experience.</p>
	<p><a href="#">READYBRIGHT™ Power Outage Lights Installation Instructions</a></p> <p>Comprehensive installation guide for MR BEAMS READYBRIGHT™ Power Outage Lights (Models MB220, MB785, MB985), providing step-by-step instructions, features, and safety information for emergency lighting.</p>