

Nescafe 105822449

# Nescafe Gold Blend Barista Style Instant Coffee User Manual

Model: 105822449

## 1. PRODUCT OVERVIEW



Image: The Nescafe Gold Blend Barista Style 180g coffee can, showcasing its design and branding.

This manual provides comprehensive instructions for the Nescafe Gold Blend Barista Style Instant Coffee, 180g. This premium instant coffee is crafted to deliver a rich and full-bodied coffee experience, combining the convenience of instant preparation with the quality of finely ground roasted coffee beans.

### Key Features:

- **Barista Style Blend:** A unique blend of instant coffee and 6% finely ground roasted coffee beans for a rich aroma and deep flavor.
- **Convenient Preparation:** Easily prepare a delicious cup of coffee by simply adding hot water and milk.
- **Dietary Suitability:** Suitable for vegetarians.
- **Sustainable Packaging:** The product packaging is designed to be recyclable.

## 2. PREPARATION AND SERVING

Follow these simple steps to prepare your Nescafe Gold Blend Barista Style coffee for an optimal taste experience:

1. **Step 1: Measure Coffee**

Add 1 to 2 teaspoons of Nescafe Gold Blend Barista Style instant coffee into your favorite mug. Adjust the quantity based on your desired coffee strength.

2. **Step 2: Add Hot Water**

Pour approximately 200ml of hot (but not boiling) water into the mug. Using water that is too hot can affect the coffee's flavor.

3. **Step 3: Stir Thoroughly**

Stir the mixture well until all coffee granules are completely dissolved, ensuring a smooth consistency.

4. **Step 4: Add Milk (Optional)**

For a creamier and richer taste, add milk or a non-dairy alternative to your preference. Stir again to combine.

5. **Step 5: Enjoy**

Your perfectly prepared barista-style instant coffee is now ready to be savored.

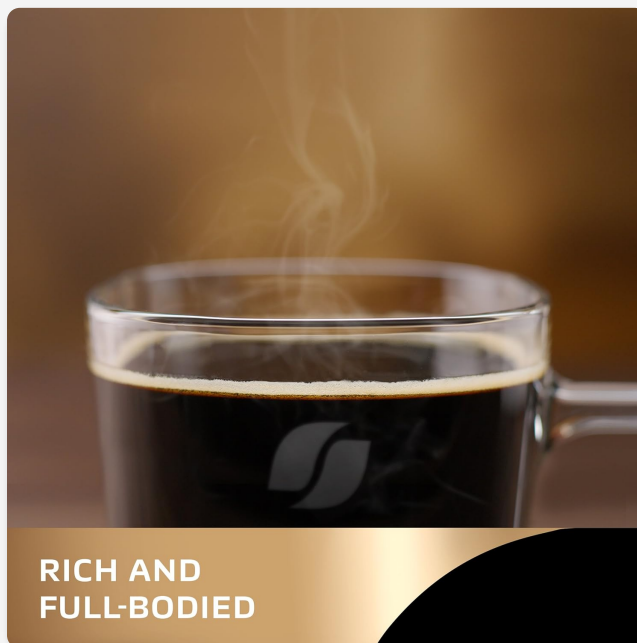


Image: A steaming mug of Nescafe Gold Blend Barista Style coffee, illustrating its rich and full-bodied appearance.

## 3. STORAGE AND CARE

Proper storage is crucial to maintain the freshness, aroma, and quality of your Nescafe Gold Blend Barista Style instant coffee.

- **Storage Conditions:** Always store the product in a cool, dry place. Avoid exposure to direct sunlight, high temperatures, and humidity, as these can degrade the coffee's quality.
- **Sealing:** After each use, ensure the lid is securely closed to prevent air and moisture from entering the container, which can cause the coffee to clump or lose flavor.
- **Packaging Disposal:** The packaging is designed for recycling. Please check your local recycling guidelines for proper disposal of the can.



Image: The reverse side of the Nescafe Gold Blend Barista Style coffee can, displaying important storage and recycling details.

## 4. TROUBLESHOOTING

If you encounter any issues while preparing your coffee, consider the following common solutions:

- **Coffee Not Dissolving Completely:**
  - Ensure the water is hot enough (ideally between 80-90°C or 175-195°F) but not boiling.
  - Stir vigorously for at least 15-20 seconds to ensure all granules are fully incorporated.
- **Weak or Bland Taste:**
  - Increase the amount of coffee granules used per cup.
  - Verify that the product has been stored correctly in a cool, dry place to preserve its freshness.
- **Bitter Taste:**
  - Reduce the amount of coffee granules.
  - Ensure the water is not boiling, as excessively hot water can over-extract the coffee and lead to bitterness.

## 5. PRODUCT SPECIFICATIONS

Specification	Detail
Brand	Nescafe
Model Number	105822449
Net Product Weight	180 Grams
Package Dimensions (L x W x H)	12.6 x 10.5 x 10.2 cm

Coffee Type	Instant Coffee
Variety	Dark Roasted Espresso Blend
International Article Number (EAN)	07613034594303
ASIN	B0152XRFSE
Original Launch Date (Amazon.com.be)	November 12, 2015

## 6. SAFETY INFORMATION

Please observe the following safety guidelines when using this product:

- **Hot Liquid Caution:** Always exercise caution when handling hot water and hot beverages to prevent burns or scalds.
- **Child Safety:** Keep the product and its packaging out of reach of small children to prevent accidental ingestion or choking hazards.
- **Caffeine Content:** This product contains caffeine. Individuals sensitive to caffeine should consume it in moderation.
- **Allergen Information:** Refer to the product packaging for a complete list of ingredients and any potential allergen information.

## 7. WARRANTY AND CUSTOMER SUPPORT

As a consumable product, Nescafe Gold Blend Barista Style Instant Coffee does not typically come with a traditional warranty. However, Nescafe is committed to product quality.







- **Quality Assurance:** If you experience any quality issues with your product upon purchase, please retain the product and its packaging.
- **Contacting Support:** For any concerns, questions, or to report a quality issue, please contact Nescafe customer service directly. Contact details can usually be found on the product packaging or on the official Nescafe website.
- **Online Resources:** Visit the official Nescafe website for frequently asked questions, product information, and additional support.



© 2024 Nescafe. All rights reserved.

This manual is for informational purposes only. Product specifications are subject to change without notice.

**Related Documents - 105822449**

	<p><a href="#">Nescafé Gold Blend Barista User Manual</a></p> <p>A comprehensive user manual for the Nescafé Gold Blend Barista system, covering safety precautions, machine overview, preparation of beverages, cleaning, descaling, troubleshooting, and indicator lights.</p>
	<p><a href="#">Nescafé Gold Blend Barista User Manual</a></p> <p>A comprehensive user manual for the Nescafé Gold Blend Barista system, covering safety precautions, machine overview, preparation of beverages, cleaning, descaling, troubleshooting, and indicator lights.</p>
	<p><a href="#">Nescafé Dolce Gusto Infinissima: Quick Start Guide and Usage Instructions</a></p> <p>A comprehensive guide to setting up, using, and maintaining your Nescafé Dolce Gusto Infinissima coffee machine. Learn how to make various coffee drinks and discover the full range of Nescafé Dolce Gusto products.</p>
	<p><a href="#">NESCAFÉ Dolce Gusto Neo User Manual - Brewing and Operation Guide</a></p> <p>Comprehensive user manual for the NESCAFÉ Dolce Gusto Neo coffee machine, covering setup, brewing, cleaning, descaling, connectivity, and troubleshooting for an optimal coffee experience.</p>
	<p><a href="#">Nescafé Dolce Gusto First Use Rinsing Guide</a></p> <p>Step-by-step instructions for the first use rinsing process of the Nescafé Dolce Gusto coffee machine, including filling the water tank, inserting the rinsing tool, and operating the machine.</p>
	<p><a href="#">Nescafé Dolce Gusto Lumio Quick Start Guide</a></p> <p>A quick start guide for the Nescafé Dolce Gusto Lumio coffee machine, covering setup, cleaning, and beverage preparation.</p>