

## Titan 90040KM02

# Titan Analog Black Dial Men's Watch User Manual

Model: 90040KM02

## INTRODUCTION

---

This manual provides essential instructions for the setup, operation, maintenance, and troubleshooting of your Titan Analog Black Dial Men's Watch, Model 90040KM02. Please read this guide thoroughly to ensure proper use and care of your timepiece.




Image: Front view of the Titan Analog Black Dial Men's Watch, Model 90040KM02, featuring a black dial with gold accents and a silver stainless steel strap.

## SETUP

---

1. **Unboxing:** Carefully remove the watch from its packaging. Inspect for any visible damage.
2. **Initial Activation:** Locate the small plastic stopper on the crown (the knob on the side of the watch). Gently pull out and remove this plastic piece. This activates the watch battery.
3. **Setting the Time:**
  - Pull the crown out to the time-setting position.
  - Rotate the crown to move the hands clockwise until the correct time is displayed.
  - Once the time is set, push the crown back into its original position against the watch case.
4. **Strap Adjustment:** If the stainless steel strap requires adjustment for fit, it is recommended to visit an authorized Titan service center or a professional watch repair shop.




Image: The black and red Titan watch packaging box, indicating the product's brand and presentation.

## OPERATING THE WATCH

---

Your Titan Analog Watch is designed for straightforward timekeeping.

- **Time Display:** The watch features a classic analog display with three hands (hour, minute, second) and stick markings for clear time readability.
- **Subdials:** The dial includes three subdials. These typically display additional information such as day of the week, date, or 24-hour format. Refer to the specific markings on your watch's subdials for their individual functions.
- **Water Resistance:** This watch is equipped with a 5 ATM (Atmospheres) water-resistant feature. This means it is suitable for everyday use and can withstand splashes, rain, and brief immersion in water. It is not recommended for swimming, diving, or showering.
- **Crown Function:** The crown is primarily used for setting the time. Ensure it is pushed fully in after setting to maintain water resistance.

## MAINTENANCE

---

- **Cleaning:** Wipe the watch case and strap regularly with a soft, dry cloth to remove dust and dirt. For the stainless steel strap, a slightly damp cloth can be used, followed by immediate drying. Avoid using harsh chemicals or abrasive materials.
- **Water Resistance Care:** Always ensure the crown is fully pushed in. Avoid operating the crown while the watch is wet or submerged. If the watch is exposed to saltwater, rinse it gently with fresh water and dry thoroughly.
- **Battery Replacement:** The watch is powered by a quartz movement, requiring a battery. When the watch stops running, it indicates the battery needs replacement. It is highly recommended to have the battery replaced by an authorized Titan service center or a qualified watch technician to ensure proper sealing and maintain water resistance.

- **Storage:** When not in use for extended periods, store the watch in a cool, dry place, away from direct sunlight and extreme temperatures.

## TROUBLESHOOTING

Problem	Possible Cause	Solution
Watch not running	Plastic stopper still in crown; depleted battery; crown not fully pushed in.	Remove plastic stopper; replace battery (professional service recommended); push crown fully in.
Time is incorrect	Time not set correctly; crown accidentally pulled out.	Reset the time as per "Setting the Time" instructions; ensure crown is fully pushed in.
Condensation under crystal	Exposure to extreme temperature changes; water ingress.	Seek immediate professional service to prevent damage.

## SPECIFICATIONS

Model Number	90040KM02
Brand	Titan
Dial Color	Black
Case Shape	Round
Band Color	Silver
Band Material	Stainless Steel
Watch Movement Type	Quartz
Watch Display Type	Analog
Case Diameter	42 Millimeters
Water Resistance	5 ATM (50 meters)
Item Weight	240 Grams
Manufacturer	Titan
Batteries Required	1 Unknown battery (included)

## WARRANTY

Your Titan Analog Black Dial Men's Watch, Model 90040KM02, comes with a **24-month manufacturer's warranty** from the date of purchase. This warranty covers manufacturing defects under normal use. Please retain your purchase receipt and the International Guarantee Card for warranty claims.



Image: The Titan International Guarantee Card, essential for warranty claims and product authenticity.

For detailed warranty terms and conditions, please refer to the documentation provided with your watch or visit the official Titan website.



## SUPPORT

Should you require assistance, service, or have questions regarding your Titan watch, please contact Titan customer support or visit an authorized service center.

You can find more information and contact details by visiting the [Titan Store on Amazon](#) or the official Titan website.

© 2023 Titan. All rights reserved.

### Related Documents - 90040KM02

	<p><a href="#">Titan 1785 Smartwatch User Manual: Setup, Features, and Specifications</a></p> <p>Get started with your Titan 1785 smartwatch. This comprehensive user manual covers setup, pairing, key features like activity tracking and notifications, product specifications, and important safety information.</p>
<p>Titan Smart watch</p> 	<p><a href="#">Titan Smart Watch Quick Start Guide</a></p> <p>A comprehensive quick start guide for the Titan Smart Watch, detailing unboxing, setup, app pairing, features, technical specifications, and regulatory compliance information.</p>



[Titan 90166 Smart Sports Watch User Manual](#)

Comprehensive user manual for the Titan 90166 Smart Sports Watch, covering setup, health tracking, sports modes, app features, and device functions.



[Titan Smart Watch 90197 User Manual and Features](#)

Comprehensive user manual for the Titan Smart Watch 90197, detailing setup, features, specifications, and regulatory information. Learn how to pair, use functions like activity tracking, SpO2 monitoring, and Bluetooth calls.



[Titan RX-Pro Airless Spray Gun Owner's Manual](#)

This owner's manual provides essential safety precautions, setup instructions, operating procedures, maintenance guidelines, and warranty information for the Titan RX-Pro Airless Spray Gun.



[Titan TTL684BVC 27.6cc Petrol Blower Vacuum User Manual](#)

User manual for the Titan TTL684BVC 27.6cc Petrol Blower Vacuum. Contains essential safety warnings, operating instructions, maintenance guidelines, and troubleshooting tips for safe and effective use.