

Ultimate Ears 984-000554

Ultimate Ears BOOM 2 Portable Bluetooth Speaker User Manual

Model: 984-000554

INTRODUCTION



Figure 1: Ultimate Ears BOOM 2 Cherrybomb Edition Speaker

This image shows the Ultimate Ears BOOM 2 speaker in its Cherrybomb Edition color, highlighting its cylindrical design and large volume buttons.

The Ultimate Ears BOOM 2 is a 360-degree wireless Bluetooth speaker designed to deliver loud, immersive sound with deep bass. It is built to be durable, waterproof, and shockproof, making it suitable for various environments. This manual provides essential information for setting up, operating, maintaining, and troubleshooting your BOOM 2 speaker.

SAFETY INFORMATION

Please read all safety instructions before using the product.

- Do not attempt to open or disassemble the speaker.
- Keep away from extreme temperatures and direct sunlight.
- Ensure charging port is dry before charging to prevent damage.
- This device is IPX7-rated waterproof, meaning it can be immersed in water up to 1 meter for up to 30 minutes. Do not exceed these limits.

WHAT'S IN THE BOX

Verify that all items are present:

- Ultimate Ears BOOM 2 Speaker
- USB charging cable
- Wall charging block

PRODUCT OVERVIEW

Familiarize yourself with the components and controls of your Ultimate Ears BOOM 2 speaker.

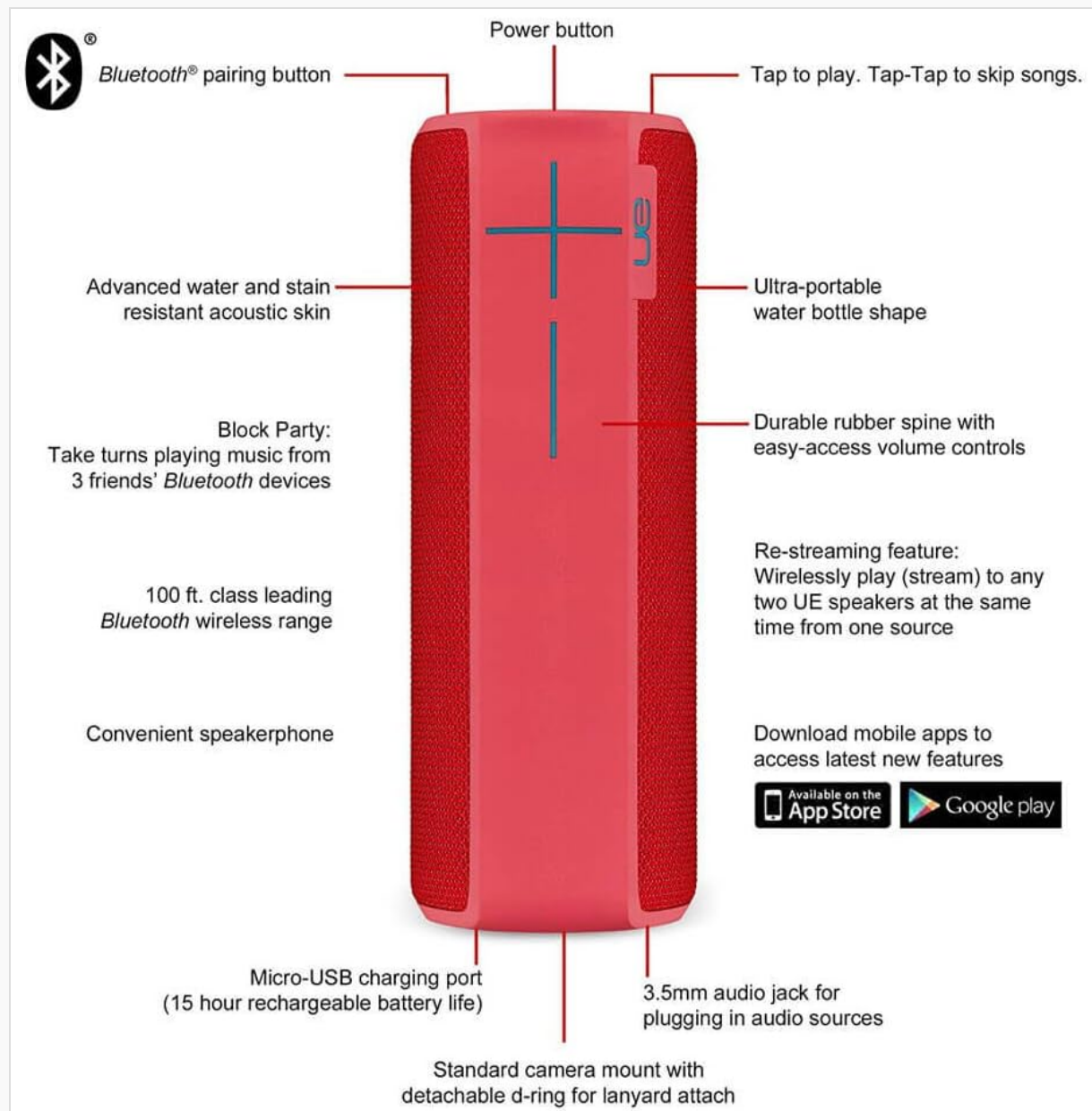


Figure 2: Ultimate Ears BOOM 2 Speaker Components

This diagram illustrates the key features of the BOOM 2 speaker, including the Bluetooth pairing button, power button,

volume controls, micro-USB charging port, 3.5mm audio jack, and the standard camera mount.

- **Bluetooth Pairing Button:** Located on the top, used to initiate Bluetooth pairing mode.
- **Power Button:** Located on the top, used to turn the speaker on/off.
- **Volume Controls (+/-):** Large buttons on the side for adjusting volume.
- **Micro-USB Charging Port:** Located at the bottom, for charging the speaker.
- **3.5mm Audio Jack:** Located at the bottom, for wired audio input.
- **Standard Camera Mount:** Located at the bottom, for attaching accessories.
- **Durable Rubber Spine:** Provides grip and protection.
- **Advanced Water and Stain Resistant Acoustic Skin:** Ensures durability and sound quality.

SETUP

1. Charging the Speaker

Before first use, fully charge your BOOM 2 speaker.

1. Open the weather door at the bottom of the speaker.
2. Connect the micro-USB cable to the charging port and the other end to the wall charging block.
3. Plug the wall charging block into a power outlet.
4. The LED indicator will show charging status. A full charge takes approximately 2.5 hours.

2. Bluetooth Pairing

Pair your BOOM 2 with a Bluetooth-enabled device (smartphone, tablet, laptop).

1. Turn on the BOOM 2 speaker by pressing the Power Button.
2. Press and hold the Bluetooth Pairing Button until you hear a tone and the LED flashes rapidly.
3. On your device, go to Bluetooth settings and select "UE BOOM 2" from the list of available devices.
4. Once paired, the speaker will confirm with an audible tone.

3. Connecting via 3.5mm Audio Jack

For devices without Bluetooth, use the 3.5mm audio jack.

1. Connect one end of a 3.5mm audio cable (not included) to the BOOM 2's audio jack.
2. Connect the other end to your audio source's headphone jack.

OPERATING INSTRUCTIONS

1. Basic Playback

- **Power On/Off:** Press the Power Button on the top.
- **Volume Control:** Press the large '+' or '-' buttons on the side of the speaker.
- **Play/Pause:** Tap the top of the speaker once.
- **Skip Track:** Tap the top of the speaker twice.

2. PartyUp Feature

Wirelessly connect up to 50 Ultimate Ears speakers for an expanded audio experience.

1. Ensure all speakers are powered on and have the latest firmware (via the UE BOOM app).
2. Open the UE BOOM app on your device.
3. Drag and drop additional speakers into the PartyUp section of the app.

3. Speakerphone Functionality

The BOOM 2 can be used as a speakerphone for calls.

- When a call comes in, the music will pause.
- Press the Bluetooth button once to answer the call.
- Press the Bluetooth button again to end the call.

MAINTENANCE

Cleaning

To clean your BOOM 2 speaker:

- Ensure the charging port cover is securely closed.
- Rinse the speaker with fresh water if exposed to saltwater or chlorinated water.
- Use a soft, damp cloth to wipe down the speaker's surface.
- Do not use abrasive cleaners or solvents.

Storage

Store the speaker in a cool, dry place when not in use for extended periods.

TROUBLESHOOTING

Problem	Solution
Speaker does not turn on.	Ensure the battery is charged. Connect to power source and try again.
Cannot pair with Bluetooth device.	Ensure speaker is in pairing mode (flashing LED). Check if Bluetooth is enabled on your device. Move speaker closer to device. Forget "UE BOOM 2" on your device and re-pair.
No sound or low volume.	Increase volume on both the speaker and your connected device. Ensure the correct audio source is selected.
Audio skipping or distortion.	Move the speaker closer to your device. Avoid obstacles between the speaker and device. Disconnect and reconnect Bluetooth.
Speaker not responding to tap controls.	Ensure the speaker has the latest firmware via the UE BOOM app. Ensure taps are firm and distinct.

SPECIFICATIONS

Feature	Detail
Model Name	Boom 2
Item Model Number	984-000554
Connectivity Technology	Bluetooth
Wireless Communication Technology	Bluetooth
Speaker Type	Outdoor
Special Feature	Waterproof, Shockproof
Water Resistance Level	IPX7 (up to 1 meter for 30 minutes)
Maximum Sound Level	90dBA
Frequency Range	90Hz – 20kHz
Drivers	Two 45mm active drivers, two 45mm x 80mm passive radiators
Power Source	Battery Powered
Battery Life	Up to 15 hours (actual battery life will vary with use, settings and environmental conditions)
Charging Time	Approx. 2.5 hours
Product Dimensions	2.5 x 2.5 x 7 inches
Item Weight	1.2 Pounds
Compatible Devices	Smartphone, Tablet, Laptop
Control Method	App Control, Voice Control
UPC	097855116185, 097855116123

WARRANTY AND SUPPORT

Warranty Information




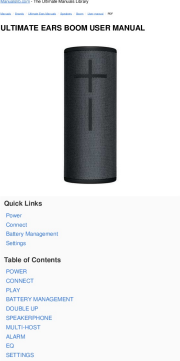


The Ultimate Ears BOOM 2 comes with a Limited Warranty. Please refer to the warranty card included in your product packaging or visit the Ultimate Ears official website for detailed terms and conditions.

Customer Support

For technical assistance, troubleshooting, or warranty claims, please contact Ultimate Ears customer support:

- **Phone:** 646-454-3200
- **Online Support:** Visit the official Ultimate Ears support page for FAQs, software updates, and contact options.
- **Product Registration:** Register your product online to receive updates and support.

Related Documents - 984-000554

	<p>Ultimate Ears BOOM User Guide: Features, Pairing, and Support</p> <p>Comprehensive guide to the Ultimate Ears BOOM speaker, covering getting started, connecting via Bluetooth and NFC, power management, double up features, alarm, speakerphone functionality, and support resources.</p>
	<p>Ultimate Ears Boom 3 Portable Waterproof Bluetooth Speaker User Manual</p> <p>User manual for the Ultimate Ears Boom 3 portable waterproof Bluetooth speaker, covering setup, connectivity, power management, double up, multi-host, alarm, speakerphone features, and support.</p>
	<p>Ultimate Ears WONDERBOOM User Manual</p> <p>User manual for the Ultimate Ears WONDERBOOM portable waterproof Bluetooth speaker, detailing setup, pairing, music control, multi-host, battery check, and charging instructions.</p>
	<p>Ultimate Ears BOOM User Manual</p> <p>User manual for the Ultimate Ears BOOM portable wireless speaker. Learn about features, power, connecting via Bluetooth and NFC, playing music, battery management, Double Up functionality, speakerphone use, multi-host mode, alarms, EQ settings, and support.</p>
	<p>Ultimate Ears BOOM 3 Quick Start Guide</p> <p>A concise guide to setting up and using your Ultimate Ears BOOM 3 speaker, including pairing, charging, and controlling music.</p>
	<p>Ultimate Ears HYPERBOOM Portable Bluetooth Speaker: User Guide and Features</p> <p>Comprehensive guide to connecting, setting up, and using your Ultimate Ears HYPERBOOM portable Bluetooth speaker. Learn about pairing, Party Up, Double Up, playback controls, and volume management.</p>

