

BOSS Audio Systems MCBK470B

BOSS Audio Systems MCBK470B Motorcycle Bluetooth Speaker System

Instruction Manual

1. INTRODUCTION

This manual provides detailed instructions for the installation, operation, and maintenance of your BOSS Audio Systems MCBK470B Motorcycle Bluetooth Speaker System. This system is designed to deliver audio on motorcycles, ATVs, and other 12-volt vehicles, featuring a compact Class D amplifier and weatherproof speakers.

Key Features:

- **Bluetooth Connectivity:** Stream audio wirelessly from your smartphone or MP3 device.
- **Compact Class D Amplifier:** Efficient and powerful audio amplification.
- **Weather Resistant Design:** Speakers and amplifier are designed to withstand various outdoor elements.
- **Four 3-Inch Full Range Speakers:** Delivers clear audio output.
- **Adjustable Mounting Brackets:** Compatible with handlebars ranging from 0.75 to 1.25 inches.
- **3.5 mm Auxiliary Input:** For wired connection to audio devices.
- **Inline Volume Control:** Conveniently adjust audio levels.

2. PACKAGE CONTENTS

Verify that all items are present in the package:

- 1 x Class D Compact Amplifier
- 4 x 3-Inch Weather Resistant Full Range Speakers
- Mounting Hardware (including adjustable brackets)
- Wiring Harness

INCLUDED IN THE BOX



Figure 2.1: Included components of the MCBK470B system.

3. SETUP AND INSTALLATION

Professional installation is strongly recommended to ensure proper and safe functionality. Before beginning, ensure your vehicle is turned off and the battery is disconnected.

3.1 Pre-Installation Considerations:

- **Speaker Size:** The system includes four 3-inch speakers. Verify compatibility with your vehicle's available mounting space.
- **Power Matching:** Ensure the system's power requirements (12 Volts input, 1000 Watts max output) are compatible with your vehicle's electrical system.
- **Handlebar Fit:** The adjustable brackets are designed for handlebars with diameters between 0.75 and 1.25 inches.

BEFORE YOU BUY – SPEAKER

Follow these steps to ensure this product is right for you.



STEP 1:

Determine speaker size

- Research an online vehicle fit guide or
- Measure the speaker's diameter & depth



STEP 2:

Determine speaker type

- Coaxial are all-in-one.
- Component speakers include a separate woofer, tweeter and/or crossover.



STEP 3:

Power matching

- match speaker wattage and impedance with your radio and amplifier



STEP 4:

Possible accessories you might also need:

- Speaker adaptor
- Wiring harness
- Connectors

BOSS
AUDIO SYSTEMS

Figure 3.1: Pre-installation checklist for speaker systems.

3.2 Mounting the Speakers and Amplifier:

1. Select appropriate locations on your handlebars for the four speakers, ensuring they do not obstruct controls or visibility.
2. Use the provided adjustable brackets to securely mount the speakers to the handlebars. Tighten all fasteners to prevent movement during operation.
3. Find a secure, dry location for the compact amplifier, away from direct heat or excessive vibration.



Figure 3.2: Speakers mounted on motorcycle handlebars.

3.3 Wiring Connections:

1. Connect the main power and ground wires from the amplifier directly to your vehicle's 12-volt battery. Ensure proper polarity (red to positive, black to negative).
2. Connect the speaker wires from the amplifier to each of the four speakers. Observe correct positive and negative connections for each speaker.
3. Route all wiring securely, away from moving parts, heat sources, and sharp edges, using cable ties if necessary.

4. OPERATING INSTRUCTIONS

4.1 Power On/Off and Volume Control:

- The system features an inline volume control. Rotate the knob to power the unit on or off and adjust the volume.

4.2 Bluetooth Audio Streaming:

- Ensure the system is powered on. It will automatically enter Bluetooth pairing mode.
- On your smartphone or Bluetooth-enabled device, search for available Bluetooth devices and select

"MCBK470B" to pair.

- Once paired, you can stream audio wirelessly from your device.



Figure 4.1: Bluetooth wireless streaming in action.

4.3 Auxiliary Input:

- Connect your audio device (e.g., MP3 player) to the 3.5 mm auxiliary input on the amplifier using a compatible audio cable.
- The system will automatically switch to auxiliary input mode when a connection is detected.

5. MAINTENANCE

- **Cleaning:** Use a soft, damp cloth to clean the speakers and amplifier. Avoid harsh chemicals or abrasive cleaners.
- **Inspection:** Periodically check all wiring connections and mounting hardware for tightness and signs of wear.
- **Weather Resistance:** While the system is weather resistant, prolonged exposure to extreme conditions (e.g., heavy rain, direct water jets) should be avoided.

6. SPECIFICATIONS

Feature	Detail
Model Name	MCBK470B
Speaker Type	Outdoor, Full Range
Speaker Size	3 Inches
Number of Speakers	4
Amplifier Type	Class D Compact Amplifier
Max Output Power	1000 Watts
Input Voltage	12 Volts
Impedance	4 Ohm
Wireless Technology	Bluetooth
Bluetooth Range	10 Meters
Connectivity	Wired, Wireless (Bluetooth, 3.5mm Aux)
Water Resistance Level	Water Resistant
Mounting Type	Motorcycle Mount, Plug Mount
Handlebar Compatibility	0.75" to 1.25" diameter
Product Dimensions (Amplifier)	3"D x 4"W x 1.5"H
Item Weight	7.75 Pounds



Figure 6.1: Dimensions of the MCBK470B components.

7. WARRANTY AND SUPPORT




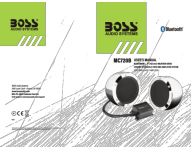

BOSS Audio Systems provides a powerful **3-year platinum online dealer warranty** for this product, provided the purchase is made through Amazon.com. For warranty claims or technical support, please refer to the contact information provided with your purchase documentation or visit the official BOSS Audio Systems website.

Related Documents - MCBK470B



[BOSS Audio MCBK470B Bluetooth Speaker System User Manual](#)

User manual for the BOSS Audio MCBK470B Bluetooth 3" Weather Rated Speaker and Amplifier System. Includes installation, connections, features, and specifications.

	<p><u>BOSS BPS4B Bluetooth 4-Channel All-Terrain Amplifier System User Manual</u></p> <p>User manual for the BOSS BPS4B Bluetooth 4-Channel All-Terrain Amplifier System. Includes specifications, troubleshooting, installation, and operation instructions for Bluetooth and AUX-IN audio.</p>
	<p><u>BOSS Audio SB18BRGB Powersports Sound Bar User Manual & Installation Guide</u></p> <p>Comprehensive guide for the BOSS Audio SB18BRGB 18-inch Powersports Sound Bar. Learn about Bluetooth pairing, AUX/USB playback, mounting, power connection, troubleshooting, and specifications.</p>
	<p><u>BOSS Audio MC420B User's Manual: Weatherproof Bluetooth Speaker & Amplifier System</u></p> <p>Comprehensive user's manual for the BOSS Audio MC420B, a 3-inch weatherproof Bluetooth speaker and amplifier system designed for motorcycles and UTVs. Includes detailed installation, wiring, features, specifications, and operation instructions.</p>
	<p><u>BOSS Audio MC720B Motorcycle/UTV Amplified Speaker System User Manual</u></p> <p>User manual for the BOSS Audio MC720B Bluetooth-enabled 4-inch weatherproof chrome speaker and amplifier system for motorcycles and UTVs. Includes features, specifications, installation, wiring, connections, and power supply instructions.</p>
	<p><u>BOSS MC420B MCBK420B Bluetooth Weatherproof Speaker and Amplifier System User Manual</u></p> <p>Comprehensive user manual for the BOSS MC420B and MCBK420B Bluetooth weatherproof speaker and amplifier system. Covers installation, wiring, Bluetooth streaming, AUX input, troubleshooting, and specifications for motorcycles and UTVs.</p>