

## eKids Li-B17

# eKids Li-B17 Millennium Falcon Bluetooth Speaker Instruction Manual

Model: Li-B17

## 1. INTRODUCTION

Thank you for purchasing the eKids Li-B17 Millennium Falcon Bluetooth Speaker. This portable wireless speaker allows you to stream audio from your Bluetooth-enabled devices and enjoy hands-free calling. Its unique design, inspired by the iconic Millennium Falcon, includes light effects and plays the Star Wars theme. Please read this manual carefully to ensure proper use and maintenance of your speaker.

## 2. SAFETY INFORMATION

- **Age Recommendation:** Suitable for ages 3 and up.
- Do not expose the unit to extreme temperatures, direct sunlight, or moisture.
- Do not attempt to disassemble or modify the unit. This will void the warranty.
- Use only the provided charging cable or a certified equivalent.
- Keep the unit away from strong magnetic fields.

## 3. PACKAGE CONTENTS

Ensure all items are present in the package:

- eKids Li-B17 Millennium Falcon Bluetooth Speaker
- USB Charging Cable



**Figure 1:** eKids Li-B17 Millennium Falcon Bluetooth Speaker on its clear stand, showcasing its detailed design and illuminated blue engine lights.

## 4. PRODUCT FEATURES

- **Bluetooth Wireless Audio:** Stream music wirelessly from compatible devices.
- **Hands-Free Function:** Answer and end calls directly from the speaker.
- **Light Effects:** Integrated lights illuminate during operation.
- **Rechargeable Battery:** Built-in lithium battery provides up to 6 hours of playback.
- **Star Wars Theme:** Plays the iconic Star Wars main theme.
- **AUX Input:** Connect non-Bluetooth devices via the auxiliary port.



**Figure 2:** The eKids Li-B17 Millennium Falcon Bluetooth Speaker with text indicating powerful sound performance and illuminated engine lights, alongside a smartphone displaying music playback.

## 5. SETUP

### 5.1 Charging the Speaker

1. Connect the small end of the included USB charging cable to the USB charging port on the speaker.
2. Connect the larger end of the USB charging cable to a powered USB port (e.g., computer, USB wall adapter).
3. The charging indicator light will illuminate. Once fully charged, the light may change color or turn off.
4. A full charge provides approximately 6 hours of playback time.

### 5.2 Powering On/Off

Locate the 3-position switch on the side of the speaker (refer to Figure 3).

- To power **ON** in Bluetooth mode, slide the switch to the **Bluetooth symbol** position.
- To power **ON** in AUX mode, slide the switch to the **AUX** position.
- To power **OFF**, slide the switch to the **OFF** (middle) position.


### 5.3 Bluetooth Pairing

1. Ensure the speaker is charged and powered **ON** in Bluetooth mode. The speaker will automatically enter pairing mode if no previously paired device is found.
2. On your Bluetooth-enabled device (smartphone, tablet, etc.), enable Bluetooth and search for available devices.
3. Select "**eKids Li-B17**" (or similar name) from the list of devices.
4. Once paired, the speaker will indicate a successful connection (e.g., a tone or voice prompt).
5. To pair a new device or re-enter pairing mode, press and hold the Bluetooth button on the top of the speaker.

### 5.4 AUX Connection

For devices without Bluetooth, you can use the AUX input:

1. Slide the 3-position switch to the **AUX** position.
2. Connect one end of a 3.5mm audio cable (not included) to your audio device's headphone jack.
3. Connect the other end of the 3.5mm audio cable to the AUX port on the speaker (refer to Figure 3).



**Figure 3:** Side view of the eKids Li-B17 Millennium Falcon Bluetooth Speaker, highlighting the AUX/OFF/Bluetooth switch, USB charging port, and product dimensions.



**Figure 4:** Image illustrating the eKids Li-B17 Millennium Falcon Bluetooth Speaker's compatibility with multiple devices including mobile phones, tablets, notebooks, smartwatches, game devices, and PCs.

## 6. OPERATING INSTRUCTIONS

### 6.1 Playing Audio

- Once connected via Bluetooth or AUX, start playing audio from your source device.
- Adjust the volume using the controls on your connected device. The speaker itself does not have volume controls.

### 6.2 Hands-Free Calling

When connected via Bluetooth to a smartphone:

- **Answering a Call:** Press the designated call button on the speaker (often integrated with the Bluetooth button or a separate small button near the main blaster area).
- **Ending a Call:** Press the call button again.
- **Making a Call:** Initiate the call from your smartphone; audio will route through the speaker.

### 6.3 Light Effects

The speaker features integrated blue engine lights that illuminate when the speaker is powered on and in use, enhancing the visual experience.

### 6.4 Star Wars Theme Playback

Press the large button located on the top of the speaker (the top blaster area) to play the Star Wars main theme.

## 7. MAINTENANCE

- Clean the speaker with a soft, dry cloth. Do not use liquid cleaners or abrasive materials.
- Store the speaker in a cool, dry place when not in use.
- Avoid dropping the speaker or subjecting it to strong impacts.

## 8. TROUBLESHOOTING

Problem	Possible Cause	Solution
Speaker does not turn on.	Battery is depleted.	Charge the speaker using the provided USB cable.
Cannot pair via Bluetooth.	Speaker is not in pairing mode or device's Bluetooth is off.	Ensure speaker is in Bluetooth mode and press the Bluetooth button to enter pairing. Turn Bluetooth on your device and search again.
No sound from speaker.	Volume too low, incorrect input mode, or device not playing.	Increase volume on your device. Ensure speaker is in correct mode (Bluetooth/AUX). Check if your device is playing audio.
Poor audio quality.	Device too far from speaker, interference, or low battery.	Move device closer to speaker (within 30 feet). Avoid obstacles. Charge the speaker.

## 9. SPECIFICATIONS

Feature	Specification
---------	---------------




Feature	Specification
Model Number	Li-B17
Connectivity Technology	Bluetooth
Wireless Range	Up to 30 feet (approximately 9 meters)
Power Source	Lithium-Polymer Battery (rechargeable)
Battery Life	Up to 6 hours
Max Speaker Output Power	25 Watts
Audio Output Mode	Stereo
Material	Plastic
Mounting Type	Tabletop
Dimensions (L x W x H)	18.29 x 26.42 x 24.13 cm (7.2 x 10.4 x 9.5 inches)
Included Components	Millennium Falcon Bluetooth Speaker, USB Charging Cable





## 10. WARRANTY AND SUPPORT

This product comes with a **Limited Warranty**. For specific details regarding warranty coverage, duration, and how to obtain service, please refer to the warranty card included with your purchase or contact eKids customer support. For technical support or further inquiries, please visit the official eKids website or contact their customer service department.

© 2024 eKids. All rights reserved. Star Wars elements © ™ Lucasfilm Ltd.

### Related Documents - Li-B17

	<p><a href="#">eKids Iron Man Helmet 1:2 Scale Speaker User Manual and Safety Guide</a></p> <p>User manual and safety instructions for the eKids Iron Man Helmet 1:2 Scale Speaker, model Vi-B72IM. Learn how to charge, connect via Bluetooth, use speakerphone, and find important safety and warranty information.</p>
---	---

	<p><a href="#">Pokémon Walkie Talkies PK-207.EXv24 User Guide</a></p> <p>User guide for the Pokémon Walkie Talkies PK-207.EXv24, featuring static-free extended range and an easy push-to-talk button. Includes setup, battery installation, and FCC compliance information.</p>
	<p><a href="#">Marvel Guardians of the Galaxy Dancing Groot GG-408 User Manual and Safety Information</a></p> <p>Comprehensive guide for the Marvel Guardians of the Galaxy Dancing Groot (Model GG-408) by eKids, covering setup, operation, maintenance, safety precautions, and battery information.</p>
	<p><a href="#">eKids B18 Series True Wireless Earbuds User Guide</a></p> <p>This guide provides instructions for setting up, pairing, and using the eKids B18 Series True Wireless Earbuds, including details on power, Bluetooth connectivity, speakerphone functions, voice assistant, and LED indicators.</p>
	<p><a href="#">eKids B50 Bluetooth Headphones User Manual</a></p> <p>User manual for eKids B50 Bluetooth Headphones, providing instructions on setup, operation, controls, charging, pairing, and warranty information.</p>
	<p><a href="#">ekids B54 Series Wireless Headphones User Manual and Instructions</a></p> <p>Official user manual for the ekids B54 Series Wireless Headphones. Includes setup, operation, controls, charging, safety warnings, and regulatory information.</p>