

EcoSmart 1001370396

EcoSmart 60W Equivalent Bright White A19 Energy Star + Dimmable LED Light Bulb

Model: 1001370396

Brand: EcoSmart

1. INTRODUCTION

This manual provides essential information for the safe and efficient use of your EcoSmart A19 LED Light Bulbs. These bulbs are designed to be a highly energy-efficient alternative to traditional incandescent bulbs, offering significant energy savings over their lifespan. They provide a bright white light and are dimmable, allowing for adjustable illumination. The EcoSmart A19 LED Lamp has an estimated energy cost of \$1.08 per year (based on 3 hours/day, 11 cents/kWh) and can save approximately \$140 over its 25,000-hour lifetime. It consumes 9 watts of power while providing light equivalent to a 60-watt incandescent bulb, resulting in up to 84% less energy usage.

2. SAFETY INFORMATION

Please read and understand all safety instructions before installing or using these light bulbs. Failure to follow these instructions may result in electric shock, fire, or other hazards.

- **Risk of Electric Shock:** Always turn off power to the fixture at the circuit breaker or fuse box before installation, removal, or inspection.
- **Indoor Use Only:** These bulbs are designed for indoor use in dry locations. Do not use in wet or damp environments unless the fixture is specifically rated for such conditions.
- **Dimmable Compatibility:** Ensure that the dimmer switch used is compatible with LED bulbs. Using an incompatible dimmer may cause flickering, buzzing, or damage to the bulb.
- **Operating Temperature:** Do not use in enclosed fixtures that restrict airflow or exceed the bulb's recommended operating temperature range. Excessive heat can shorten bulb life.
- **Proper Disposal:** Dispose of bulbs according to local regulations. Do not dispose of with regular household waste.
- **Not for Emergency Exits:** Not intended for use with emergency exit fixtures or emergency exit lights.

3. PRODUCT FEATURES

The EcoSmart A19 LED Light Bulbs offer a range of features designed for efficiency and convenience:

- **Energy Efficient:** 9-watt power consumption, equivalent to a 60-watt incandescent bulb.
- **Long Lifespan:** Rated for 25,000 hours, providing approximately 22.8 years of life based on 3 hours/day usage.
- **Dimmable:** Compatible with most standard dimmer switches, allowing for adjustable light levels.
- **Color Temperature:** 3000 Kelvin (K) provides a bright white light, often described as warm white.
- **Instant On:** Provides full brightness immediately upon switching on.
- **Standard Base:** Features an E26 medium base, suitable for most common light fixtures.
- **Omni-Directional:** Designed to distribute light evenly in all directions.
- **Energy Star Certified:** Meets strict energy efficiency guidelines set by the U.S. Environmental Protection Agency.



Image: A single EcoSmart A19 LED light bulb, showcasing its standard E26 base and the dimmable feature icon.

4. SETUP AND INSTALLATION

Follow these steps to safely install your EcoSmart A19 LED Light Bulb:

1. **Turn Off Power:** Before beginning installation, ensure the power to the light fixture is turned off at the circuit breaker or fuse box. This is a critical safety step to prevent electric shock.
2. **Allow Cooling (if replacing):** If replacing an old incandescent bulb, allow it to cool completely before touching it to avoid burns.
3. **Remove Old Bulb (if replacing):** Carefully unscrew the old bulb counter-clockwise from the light fixture.
4. **Inspect Fixture:** Check the light fixture for any damage or loose wiring. If any issues are found, consult a qualified electrician.
5. **Install New Bulb:** Gently screw the EcoSmart A19 LED bulb clockwise into the light fixture's E26 medium base socket until it is snug. Do not overtighten.
6. **Restore Power:** Once the bulb is securely installed, turn the power back on at the circuit breaker or fuse box.
7. **Test:** Turn on the light switch to confirm the bulb is functioning correctly.



Image: The EcoSmart 60W Equivalent LED Light Bulb 4-pack packaging, with one bulb displayed outside the box.

5. OPERATING INSTRUCTIONS

Operating your EcoSmart A19 LED Light Bulb is straightforward:

- **Standard Operation:** Simply use your existing light switch to turn the bulb on or off. The bulb will illuminate instantly to full brightness.
- **Dimmable Functionality:** If connected to a compatible dimmer switch, adjust the dimmer control to achieve your desired light level. These bulbs are designed to dim smoothly without flickering or buzzing when paired with appropriate dimmers.

6. MAINTENANCE

EcoSmart LED bulbs require minimal maintenance due to their long lifespan and durable design.

- **Cleaning:** Before cleaning, ensure the power to the fixture is off and the bulb has cooled. Wipe the bulb with a soft, dry cloth. Do not use liquid cleaners or abrasive materials, as these can damage the bulb.
- **Replacement:** Replace the bulb when it reaches the end of its operational life or if it becomes damaged. Follow the installation steps in Section 4 for safe replacement.

7. TROUBLESHOOTING

If you encounter issues with your EcoSmart A19 LED Light Bulb, refer to the following common troubleshooting steps:

Problem	Possible Cause	Solution
Bulb does not light up.	No power to the fixture. Bulb not screwed in properly. Bulb is faulty.	Check circuit breaker or fuse. Ensure bulb is securely screwed into the socket. Try the bulb in another working fixture. If it still doesn't light, replace the bulb.
Bulb flickers or buzzes.	Incompatible dimmer switch. Loose connection.	Ensure dimmer is rated for LED bulbs. Replace if necessary. Turn off power, then re-tighten the bulb.
Light output is too low or too high.	Dimmer setting. Incorrect bulb for fixture.	Adjust dimmer to desired level. Verify the fixture's wattage rating and ensure it is suitable for an A19 bulb.

8. SPECIFICATIONS

Detailed technical specifications for the EcoSmart A19 LED Light Bulb:

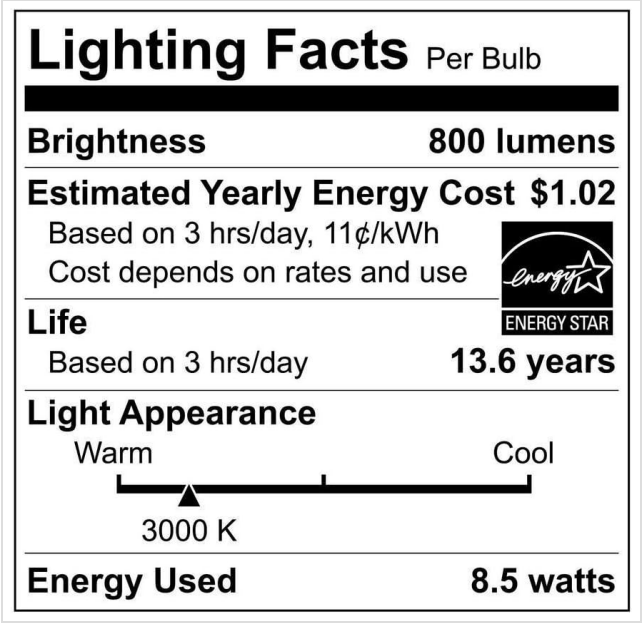





Image: The "Lighting Facts" label for the EcoSmart A19 LED bulb, detailing brightness, estimated yearly energy cost, life, light appearance (3000K), and energy used.

Specification	Value
Brand	EcoSmart
Model Number	1001370396
Light Type	LED
Special Feature	Dimmable
Wattage	9 watts
Incandescent Equivalent Wattage	60 Watts
Bulb Shape Size	A19
Bulb Base	E26 Medium
Light Color	Bright White, Warm White
Color Temperature	3000 Kelvin
Brightness	800 Lumens
Voltage	120 Volts
Average Life	25,000 Hours (22.8 years based on 3 hrs/day)
Energy Star Certified	Yes
Indoor/Outdoor Usage	Indoor

 The image shows the front cover of the 'USE AND CARE GUIDE' for the 'Wireless Controlled A19 Smart Bulb'. It features the EcoSmart logo at the top left, a large illustration of the smart bulb in the center, and a small inset image of the bulb's packaging. The text is clean and professional, with a white background and black text.	<p>EcoSmart Wireless Controlled A19 Smart Bulb: Use and Care Guide</p> <p>Comprehensive guide for the EcoSmart A9A19A60WESDZ02 Wireless Controlled A19 Smart Bulb, covering setup, operation, safety, troubleshooting, and warranty information.</p>
 The image shows the front cover of the 'USE AND CARE GUIDE' for the 'A19 Motion Sensor Bulb'. It features the EcoSmart logo at the top left, a large illustration of the motion sensor bulb in the center, and a small inset image of the bulb's packaging. The text is clean and professional, with a white background and black text.	<p>EcoSmart A19 Motion Sensor Bulb Use and Care Guide</p> <p>Comprehensive guide for the EcoSmart A19 Motion Sensor Bulb, covering operation, color temperature selection, installation, and important notes for optimal performance. Includes FCC compliance information.</p>
 The image shows the front cover of the 'USE AND CARE GUIDE' for the 'Color Changing Bluetooth Speaker Bulb'. It features the EcoSmart logo at the top left, a large illustration of the speaker bulb in the center, and a small inset image of the bulb's packaging. The text is clean and professional, with a white background and black text.	<p>EcoSmart Color Changing Bluetooth Speaker Bulb Use and Care Guide</p> <p>User and care guide for the EcoSmart BTA19RGB3KECP Color Changing Bluetooth Speaker Bulb. Includes safety information, warranty details, single and two-bulb pairing instructions, remote operation, battery replacement, and support contact.</p>