

Manuals+

[Q & A](#) | [Deep Search](#) | [Upload](#)

manuals.plus /

› [Sistema](#) /

› [Sistema Microwave Egg Cooker and Poacher User Manual](#)

Sistema 1117ZS

Sistema Microwave Egg Cooker and Poacher User Manual

Model: 1117ZS

INTRODUCTION

The Sistema Microwave Egg Cooker and Poacher is designed for quick and easy preparation of eggs in a microwave oven. This versatile cooker allows you to prepare scrambled eggs, poached eggs, and even small omelets with minimal effort and cleanup. Its durable, BPA- and phthalate-free plastic construction ensures safe and reliable use.

Key features include a steam release vent for splatter-free heating, easy-locking clips, and cool-touch handles for safe handling. This manual provides essential information on setup, operation, maintenance, and troubleshooting to ensure optimal performance and longevity of your product.

SAFETY PRECAUTIONS

- Always ensure the steam release vent on the lid is open when microwaving to prevent pressure buildup.
- Do not use in a conventional oven, on a hot plate, under the grill, or on the stovetop.
- Use caution when handling the cooker after microwaving, as contents and steam will be hot. Use the cool-touch handles.
- Do not use abrasive cleaners or scourers that may scratch the surface.
- Keep out of reach of children when hot.

SETUP

Before first use, wash the Sistema Microwave Egg Cooker and Poacher thoroughly with warm soapy water. Rinse and dry completely. Ensure all packaging and labels are removed.



Image: The Sistema Microwave Egg Cooker and Poacher shown in its original retail packaging, highlighting its design and branding.

OPERATING INSTRUCTIONS

General Use

The Sistema Microwave Egg Cooker is designed for use in microwave ovens. Always ensure the steam release vent on the lid is open during cooking to allow steam to escape and prevent pressure buildup.



SISTEMA EASY LOCKING CLIPS & COOL-TOUCH HANDLES

sistema[®]
MICROWAVE™

Image: A hand demonstrating how to open the steam release vent on the lid of the Sistema Microwave Egg Cooker, crucial for safe operation.



**REUSABLE & GREAT
FOR LEFTOVERS**

sistema[®]
MICROWAVE™

Image: The Sistema Microwave Egg Cooker being placed inside a microwave oven, illustrating its compact size and ease of use.

Preparing Scrambled Eggs or Omelets

1. Crack 1-2 eggs directly into the cooker.
2. Add a splash of milk (optional) and any desired ingredients such as cheese, vegetables, or cooked meats.
3. Whisk the mixture thoroughly with a fork.
4. Close the lid, ensuring the steam release vent is open.
5. Place the cooker in the microwave. Microwave for 45-60 seconds (cooking times may vary depending on microwave wattage and desired consistency).
6. Carefully remove from microwave using the cool-touch handles. Stir the eggs and microwave for additional 15-second intervals until cooked to your preference.
7. Allow to stand for 1-2 minutes before serving.



**FOR POACHING, SCRAMBLING,
MINI OMELETTES & MORE**

sistema[®]
MICROWAVE™

Image: Three Sistema Microwave Egg Cookers demonstrating different egg preparations: scrambled eggs and a poached egg, showcasing the product's versatility.

Made in
New Zealand



MICROWAVE SAFE
WITH VENT OPEN



DISHWASHER SAFE
TOP RACK ONLY



FREEZER SAFE



DO NOT USE IN
CONVECTION OVEN



FOOD SAFE



PHTHALATE
& BPA FREE

sistema®
MICROWAVE™

Image: The Sistema Microwave Egg Cooker containing perfectly cooked scrambled eggs, illustrating a ready-to-serve meal.

Preparing Poached Eggs

1. Add approximately 1 tablespoon of water to the bottom of the cooker.
2. Carefully crack 1 egg into the water.
3. Close the lid, ensuring the steam release vent is open.
4. Place the cooker in the microwave. Microwave for 30-45 seconds for a soft yolk, or longer for a firmer yolk (cooking times may vary).
5. Carefully remove from microwave using the cool-touch handles.
6. Allow to stand for 1 minute before serving. Use a spoon to gently remove the poached egg.



Image: A person cracking an egg directly into the Sistema Microwave Egg Cooker, demonstrating the initial step for preparation.

Official Product Videos

Watch this video for additional guidance and tips on using your Microwave Egg Cooker.

Your browser does not support the video tag.

Video: This video demonstrates how to prepare 2 eggs with cheese using the Sistema Microwave Egg Cooker, showcasing a simple recipe.

MAINTENANCE AND CARE

- **Cleaning:** The Sistema Microwave Egg Cooker is dishwasher-safe (top rack recommended). For hand washing, use warm soapy water and a soft sponge. Rinse thoroughly.
- **Drying:** Ensure the cooker is completely dry before storing.

- **Storage:** Store with the lid open or slightly ajar to allow air circulation and prevent odors.
- **Freezer Safe:** This product is safe for storing in freezers. When freezing liquids, allow space for expansion.
- **Material:** Made from 100% virgin plastic, BPA- and phthalate-free.



Image: Various Sistema Microwave products, including the egg cooker, placed on the top rack of a dishwasher, illustrating their dishwasher-safe feature.



Image: A collection of Sistema Microwave products, including the egg cooker, displayed on a kitchen counter, emphasizing the "Made in New Zealand" origin and various safety icons.

TROUBLESHOOTING

Problem	Possible Cause	Solution
Eggs not cooking evenly or splattering	Steam vent closed; incorrect microwave power/time; too much liquid.	Ensure steam vent is open. Adjust microwave time/power. Reduce liquid if applicable. Stir scrambled eggs halfway through cooking.
Cooker feels too hot to handle	Normal after microwaving.	Always use the cool-touch handles to remove from microwave. Allow to cool before handling the main body.
Stains or discoloration inside cooker	Certain foods (e.g., tomato-based sauces, turmeric) can stain plastic.	Stains are cosmetic and do not affect performance. For stubborn stains, try a paste of baking soda and water, let sit, then wash.

SPECIFICATIONS

Model Number: 1117ZS

Material: 100% Virgin Plastic (BPA- and Phthalate-Free)

Color: Red

Capacity: 271 Milliliters (9.16 oz)

Dimensions (L x W x H): 5.39 x 4.92 x 2.64 inches

Item Weight: 2.88 ounces

Care Instructions: Dishwasher Safe (Top Rack), Microwave Safe (with vent open), Fridge Safe, Freezer Safe.

Origin: Made in New Zealand




WARRANTY AND SUPPORT

For information regarding product warranty, returns, or customer support, please visit the official Sistema website or contact their customer service department. Keep your purchase receipt as proof of purchase.

Sistema Official Website: www.sistemaplastics.com

© 2024 Sistema. All rights reserved.

Related Documents - 1117ZS

	<p>Sistema Microwave Containers: Use and Care Guide</p> <p>Comprehensive guide for using and caring for Sistema Microwave containers, covering microwave, freezing, and cleaning instructions, plus important warnings and safety information.</p>
	<p>WMF KÜCHENminis Dampfgarer Bedienungsanleitung</p> <p>Umfassende Anleitung für den WMF KÜCHENminis Dampfgarer. Erfahren Sie mehr über sichere Bedienung, Reinigung, Wartung und Kochzeiten für dieses platzsparende und energieeffiziente Küchengerät.</p>
	<p>Sistema Microwave Containers: Use and Care Guide</p> <p>A comprehensive guide on how to use and care for Sistema Microwave containers, including instructions for microwaving, freezing, and important warnings.</p>

	<p>IMETEC Sistema Stirante S3901: Guida Completa all'Uso e alla Sicurezza</p> <p>Scopri come utilizzare al meglio il tuo IMETEC Sistema Stirante S3901. Questa guida completa fornisce istruzioni dettagliate, consigli sulla sicurezza e manutenzione per un'esperienza di stiratura ottimale.</p>
	<p>Manual de Instalación y Funcionamiento Hyundai SeasAll Serie H380</p> <p>Guía completa para la instalación y operación de los motores Hyundai SeasAll Serie H380. Incluye información técnica, procedimientos de seguridad, mantenimiento y solución de problemas para asegurar un rendimiento óptimo y una larga vida útil del motor.</p>
	<p>Sistema TO GO Stax Containers: Use and Care Guide</p> <p>Learn how to properly use, care for, freeze, and microwave your Sistema TO GO Stax lunch and snack containers for optimal performance and longevity. Made in New Zealand.</p>

Documents - Sistema – 1117ZS

no relevant documents