

Peavey PV10BT

Peavey PV 10 BT Compact Mixer with Bluetooth User Manual

Model: PV10BT

1. INTRODUCTION

This manual provides detailed instructions for the setup, operation, and maintenance of your Peavey PV 10 BT Compact Mixer with Bluetooth. Please read this manual thoroughly before operating the device to ensure proper usage and to maximize its performance and longevity. The PV 10 BT is a versatile mixer designed for both studio and live applications, featuring high-quality audio processing and modern connectivity options.

2. SAFETY INFORMATION

Important Safety Instructions:

- Read these instructions.
- Keep these instructions.
- Heed all warnings.
- Follow all instructions.
- Do not use this apparatus near water.
- Clean only with dry cloth.
- Do not block any ventilation openings. Install in accordance with the manufacturer's instructions.
- Do not install near any heat sources such as radiators, heat registers, stoves, or other apparatus (including amplifiers) that produce heat.
- Do not defeat the safety purpose of the polarized or grounding-type plug. A polarized plug has two blades with one wider than the other. A grounding type plug has two blades and a third grounding prong. The wide blade or the third prong are provided for your safety. If the provided plug does not fit into your outlet, consult an electrician for replacement of the obsolete outlet.
- Protect the power cord from being walked on or pinched particularly at plugs, convenience

receptacles, and the point where they exit from the apparatus.

- Only use attachments/accessories specified by the manufacturer.
- Unplug this apparatus during lightning storms or when unused for long periods of time.
- Refer all servicing to qualified service personnel. Servicing is required when the apparatus has been damaged in any way, such as power-supply cord or plug is damaged, liquid has been spilled or objects have fallen into the apparatus, the apparatus has been exposed to rain or moisture, does not operate normally, or has been dropped.

WARNING: To reduce the risk of fire or electric shock, do not expose this apparatus to rain or moisture. Do not expose to dripping or splashing. No objects filled with liquids, such as vases, shall be placed on this apparatus.

3. PRODUCT OVERVIEW

The Peavey PV 10 BT is a compact 10-input stereo mixer featuring a robust set of functionalities for diverse audio applications. It integrates 4 channels of reference-quality mic preamps, 4 direct outputs for recording, a dedicated stereo channel, and a media channel with Bluetooth wireless input. The mixer also includes high-quality digital effects with an LCD display, streaming USB output, and MP3 playback via a USB A input. Peavey's exclusive Kosmos audio enhancement, 48-volt phantom power, dual selectable control room outputs, 2 channels of compression, and an onboard selectable guitar preamp are also integrated. Each channel features a 3-band EQ with bypass, channel mute buttons, aux send, and signal clip indicators. A stereo master LED meter bridge provides visual feedback on audio levels.

Key Features:

- New rugged, slim, low-profile console design
- Convenient tablet cradle
- 4 combination XLR/1/4" low noise mic preamps
- Selectable Hi Pass Filter on first 4 inputs
- 3-band EQ on all channels
- Bluetooth wireless input for seamless device connection
- USB-A for MP3 playback and USB-B for streaming audio to PC
- Digital effects with LCD display
- Kosmos audio enhancement
- Compression on two channels
- Guitar shape EQ/preamp for direct guitar input



Figure 3.1: Top view of the Peavey PV 10 BT Compact Mixer, showcasing all controls and inputs/outputs.

4. SETUP

4.1 Unboxing and Initial Inspection

Carefully remove the mixer from its packaging. Inspect the unit for any signs of damage that may have occurred during shipping. Retain the packaging for future transport or storage.

4.2 Power Connection

Connect the provided power adapter to the DC IN 15V/1.0A port on the rear panel of the mixer. Plug the adapter into a suitable power outlet. Press the POWER button to turn the unit on.

4.3 Connecting Inputs and Outputs

The PV 10 BT offers a variety of input and output options:

- **Microphone/Line Inputs (Channels 1-4):** Use XLR or 1/4" TRS/TS cables for microphones or line-level instruments.

- **Direct Outputs (Channels 1-4):** Connect these 1/4" outputs to a DAW interface for individual channel recording.
- **Stereo Line Inputs (Channels 5/6, 7/8):** Use 1/4" TRS/TS cables for stereo line-level sources.
- **USB A Input:** For connecting a USB flash drive for MP3 playback.
- **Digital Audio Port (USB B):** Connect to a computer for audio streaming.
- **Main Outputs (L/R):** Connect XLR cables to your powered speakers or power amplifier.
- **Aux Send:** For connecting to external effects processors or monitor mixes.
- **Control Room Outputs:** Connect to studio monitors for monitoring.
- **Headphone Output:** Connect headphones for personal monitoring.



Figure 4.1: Rear panel of the Peavey PV 10 BT Compact Mixer, showing power input, USB ports, and safety warnings.

5. OPERATING INSTRUCTIONS

5.1 Channel Controls (Channels 1-4)

- **GAIN:** Adjusts the input sensitivity for microphones or line-level signals.
- **HI PASS:** Engages a high-pass filter to remove unwanted low-frequency rumble.
- **COMP:** Activates and adjusts the compression for the channel.
- **EQ (HIGH, MID, LOW):** 3-band equalizer to shape the tone of the input signal.
- **EQ BYPASS:** Bypasses the EQ section to compare the processed and original signal.
- **AUX:** Sends a portion of the channel signal to the auxiliary output.
- **EFX:** Sends a portion of the channel signal to the internal effects processor.
- **PAN:** Adjusts the stereo position of the channel signal.
- **MUTE:** Mutes the channel output.
- **SOLO:** Isolates the channel for monitoring through headphones or control room outputs.
- **LEVEL:** Adjusts the overall output level of the channel.

5.2 Stereo Channels (5/6, 7/8)

These channels are designed for stereo line-level sources. They feature similar controls to the mono channels, including EQ, AUX, EFX, PAN, MUTE, SOLO, and LEVEL, adapted for stereo input.

5.3 Bluetooth Connectivity

The PV 10 BT allows seamless connection to almost any smart device via Bluetooth.

1. Ensure the mixer is powered on.
2. Activate Bluetooth on your smart device.
3. Select the PV 10 BT from the list of available devices on your smart device.

4. Once paired, audio from your device will stream to the mixer's media channel.

5.4 USB Audio Functions

- **Streaming USB Out (USB B):** Connect the mixer to a PC using a USB B cable. The mixer will appear as an audio device, allowing you to stream audio directly to your computer for recording or live streaming.
- **MP3 Playback (USB A):** Insert a USB flash drive containing MP3 files into the USB A port. Use the LCD display and navigation controls in the DIGITAL EFFECT/MEDIA PLAYBACK section to select and play back music.

5.5 Digital Effects and Kosmos Audio Enhancement

- **Digital Effects:** Use the EFX SELECT knob and LCD display to choose from a variety of built-in digital effects. Adjust the EFX send on individual channels and the RETURN TO AUX/EFFECTS level to blend the effects into your mix.
- **Kosmos Audio Enhancement:** Peavey's exclusive Kosmos audio enhancement system provides enhanced bass and high-frequency clarity. Engage and adjust the KOSMOS-C control to tailor the effect to your audio.

5.6 Monitoring and Master Outputs

- **Control Room Outputs:** Selectable outputs for monitoring your mix.
- **Solo Feature:** Allows you to listen to individual channels via headphones or control room outputs without affecting the main mix.
- **Main Outputs:** Balanced XLR outputs provide a clean, noise-free signal to your main sound system.
- **Stereo Master LED Meter Bridge:** Provides visual indication of the main output levels.



Figure 5.1: Angled view of the Peavey PV 10 BT Compact Mixer, highlighting channel controls and the digital effects section.

6. MAINTENANCE

To ensure the longevity and optimal performance of your Peavey PV 10 BT mixer, follow these maintenance guidelines:

- **Cleaning:** Use a soft, dry cloth to clean the exterior of the mixer. Avoid using abrasive cleaners, solvents, or waxes, as these can damage the finish and controls.
- **Dust Protection:** When not in use, cover the mixer with a dust cover to prevent dust and debris from accumulating on the controls and inside the unit.
- **Storage:** Store the mixer in a cool, dry place away from direct sunlight and extreme temperatures. If storing for extended periods, disconnect the power adapter.
- **Ventilation:** Ensure that the ventilation openings are not blocked to prevent overheating.

7. TROUBLESHOOTING

This section addresses common issues you might encounter with your PV 10 BT mixer.

Problem	Possible Cause	Solution
---------	----------------	----------

Problem	Possible Cause	Solution
No sound output	<ul style="list-style-type: none"> • Power not connected or turned on. • Main output levels are down. • Channel level or mute engaged. • Incorrect cable connections. 	<ul style="list-style-type: none"> • Check power connection and switch. • Increase MAIN L/R faders. • Check channel LEVEL knobs and MUTE buttons. • Verify all audio cables are correctly connected to inputs and outputs.
Bluetooth not connecting	<ul style="list-style-type: none"> • Mixer not in pairing mode. • Device too far from mixer. • Interference from other devices. 	<ul style="list-style-type: none"> • Ensure Bluetooth is active on the mixer and your device. • Move your device closer to the mixer. • Turn off other Bluetooth devices nearby. • Try restarting both the mixer and your device.
Crackling or distorted audio	<ul style="list-style-type: none"> • Input gain too high (clipping). • Faulty cable. • Interference. • Damaged component (rare). 	<ul style="list-style-type: none"> • Reduce GAIN on input channels until clip indicator stops flashing. • Try a different cable. • Ensure power cables are not running parallel to audio cables. • If problem persists, contact Peavey support.
No digital effects	<ul style="list-style-type: none"> • EFX send on channel is low. • RETURN TO AUX/EFFECTS level is low. • Effect not selected. 	<ul style="list-style-type: none"> • Increase EFX send on the desired channel. • Increase the RETURN TO AUX/EFFECTS level. • Use EFX SELECT to choose an effect.

8. SPECIFICATIONS

Feature	Specification
Item Weight	4.3 pounds
Product Dimensions	16.14 x 16.54 x 3.54 inches
Item Model Number	PV10BT
Mixer Channel Quantity	10
Number of Channels (Mic Preamps)	4

Feature	Specification
Power Source	Corded Electric
Connectivity Technology	Bluetooth, USB
Phantom Power	48-volt
EQ per Channel	3-band
Digital Effects	Yes, with LCD display
Audio Enhancement	Peavey Kosmos




9. WARRANTY AND SUPPORT




Peavey products are designed for reliability and performance. For information regarding warranty coverage, service, or technical support, please refer to the official Peavey website or contact their customer service department. Keep your purchase receipt as proof of purchase for any warranty claims.

Peavey Electronics Corporation


Website: www.peavey.com

Related Documents - PV10BT

	<p>Peavey PV@10AT & PV@BT Compact Mixer Operating Manual</p> <p>This comprehensive operating manual provides detailed information on the Peavey PV@10AT and PV@BT compact mixers, covering features, front panel controls, specifications, block diagram, and warranty information.</p>
	<p>Peavey Unity 8 Compact Mixer Operating Manual</p> <p>This document provides operating instructions and specifications for the Peavey Unity 8 Compact Mixer, covering front and rear panel details, input/output connections, channel functions, and technical specifications.</p>
	<p>Peavey XR 8300 & XR 8600 Powered Mixers Operating Manual</p> <p>Comprehensive operating manual for the Peavey XR 8300 and XR 8600 powered mixers, detailing features, front and rear panel controls, safety instructions, specifications, and warranty information.</p>

	<p>Peavey RQ 2300 Series Compact Console Operating Guide</p> <p>Comprehensive operating guide for the Peavey RQ 2300 Series compact audio mixers, detailing features, specifications, connections, safety instructions, and warranty information.</p>
	<p>Peavey PV®i 6500 400-Watt, 6-Channel Mixer Amplifier with SD Card / USB MP3 / Bluetooth® Player Operating Manual</p> <p>Operating manual for the Peavey PV®i 6500 powered mixer, detailing its features, controls, and safety instructions. This all-in-one mixer includes six combination XLR and 1/4" inputs, 400 watts of peak power, Mid Morph EQ, FLS Feedback Locating System, Kosmos-C technology, 24-bit digital effects, USB/SD MP3 player, and Bluetooth connectivity.</p>
	<p>Peavey Solo Portable PA System User Manual</p> <p>Comprehensive user manual for the Peavey Solo Portable PA System, detailing features, operation, and specifications. Learn about Bluetooth connectivity, channel mixing, EQ controls, and more.</p>

Documents - Peavey – PV10BT




[\[pdf\]](#) User Manual

Peavey PV 10 AT Manual French peaveycommercialaudio 2020 05

PV10AT **PV10BT** Mixeur compact 1/4 -Hi-Z CH.4 Only USB A 3.5mm STEREO FS
MAIN OUTPUTS L L DIRECT OUT DIRECT OUT DIRECT OUT DIRECT OUT R 5
ON/OFF 6 L 9 AUX SEND STEREO IN R 10 1 2 3 4 5/6 7/8 9/10 PV 10AT10 INPUT
STEREO MIXER WITH DIGITAL EFFECTS, MEDIA PLAYBACK AND BLUETOOTH
L...

lang:en score:36 filesize: 2.92 M page_count: 20 document date: 2016-09-09




[\[pdf\]](#) User Manual

Peavey PV 10 AT Manual German peaveycommercialaudio 2020 05

PV10AT **PV10BT** Kompaktmixer 1/4 -Hi-Z CH.4 Only USB A 3.5mm STEREO FS
MAIN OUTPUTS L L DIRECT OUT DIRECT OUT DIRECT OUT DIRECT OUT R 5
ON/OFF 6 L 9 AUX SEND STEREO IN R 10 1 2 3 4 5/6 7/8 9/10 PV 10AT10 INPUT
STEREO MIXER WITH DIGITAL EFFECTS, MEDIA PLAYBACK AND BLUETOOTH
L R...

lang:en score:36 filesize: 2.92 M page_count: 20 document date: 2016-09-09

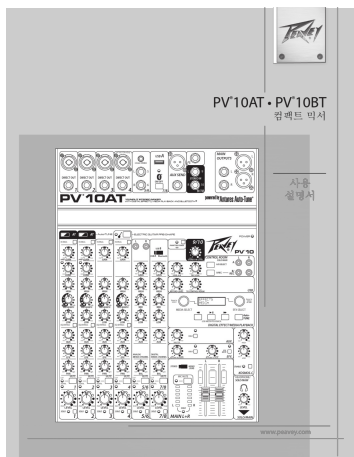


[\[pdf\]](#) User Manual

Peavey PV 10 AT Manual Portuguese peaveycommercialaudio 2020 05

PV10AT **PV10BT** Mixer Compacto 1/4 -Hi-Z CH.4 Only USB A 3.5mm STEREO FS MAIN OUTPUTS L L DIRECT OUT DIRECT OUT DIRECT OUT DIRECT OUT R 5 ON/OFF 6 L 9 AUX SEND STEREO IN R 10 1 2 3 4 5/6 7/8 9/10 PV 10AT10 INPUT STEREO MIXER WITH DIGITAL EFFECTS, MEDIA PLAYBACK AND BLUETOOTH L...

lang:en score:36 filesize: 2.91 M page_count: 20 document date: 2016-09-09




[\[pdf\]](#) User Manual

PV10AT PV10BT Peavey PV 10 AT Manual Korean peaveycommercialaudio 2020 05

PV10AT **PV10BT** 1/4 -Hi-Z CH.4 Only USB A 3.5mm STEREO FS MAIN OUTPUTS L L DIRECT OUT DIRECT OUT DIRECT OUT DIRECT OUT R 5 L 9 AUX SEND STEREO IN ON/OFF 6 R 10 1 2 3 4 5/6 7/8 9/10 PV 10AT10 INPUT STEREO MIXER WITH DIGITAL EFFECTS, MEDIA PLAYBACK AND BLUETOOTH L R R AT...

lang:en score:36 filesize: 4.09 M page_count: 20 document date: 2016-09-09

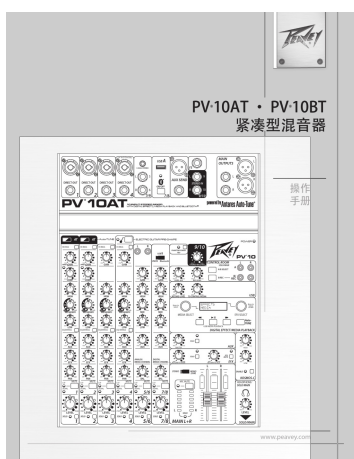


[\[pdf\]](#) User Manual

PV10AT PV10BT Peavey PV 10 AT Manual Japanese peaveycommercialaudio 2020 05

PV10AT **PV10BT** 1/4 -Hi-Z CH.8 Only USB A 3.5mm STEREO FS DIRECT OUT DIRECT OUT DIRECT OUT DIRECT OUT DIRECT OUT DIRECT OUT L DIRECT OUT R 1 2 3 4 5 6 7 8 PV 14AT14 INPUT STEREO MIXER WITH DIGITAL EFFECTS, MEDIA PLAYBACK AND BLUETOOTH 9 10 9/10 L 13 AUX SEND STE...

lang:en score:34 filesize: 3.39 M page_count: 20 document date: 2016-09-09




[\[pdf\]](#) User Manual

PV10AT PV10BT 2020 05 31 — Peavey PV 10 AT Manual Chinese peaveycommercialaudio

PV10AT **PV10BT** 1/4 -Hi-Z CH.4 Only USB A 3.5mm STEREO FS MAIN OUTPUTS L L DIRECT OUT DIRECT OUT DIRECT OUT DIRECT OUT R 5 ON/OFF 6 L 9 AUX SEND STEREO IN R 10 1 2 3 4 5/6 7/8 9/10 PV 10AT10 INPUT STEREO MIXER WITH DIGITAL EFFECTS, MEDIA PLAYBACK AND BLUETOOTH L R R AT A...

lang:en score:34 filesize: 3.57 M page_count: 20 document date: 2016-09-09



[\[pdf\]](#) User Manual


Peavey PV 10BT Mixer Operating Manual 10 BT Input Stereo With Bluetooth Full Compass Systems

29223 PeaveyPV10BTMixerOperatingManual fullcompass common files |||

PV10AT **PV10BT** Compact Mixer 1/4 -Hi-Z CH.4 Only USB A 3.5mm STEREO FS MAIN OUTPUTS L L DIRECT OUT DIRECT OUT DIRECT OUT DIRECT OUT R 5 L 9 AUX SEND STEREO IN PAIRING 6 R 10 1 2 3 4 5/6 7/8 9/10 PV 10AT10 INPUT STEREO MIXER WITH DIGITAL EFFECTS, MEDIA PLAYBACK AND BLUETOOTH

...

lang:en **score:33** filesize: 3.45 M page_count: 20 document date: 2017-03-17




[\[pdf\]](#) User Manual

PV10AT PV10BT Peavey Commercial Audio 2020 05 31 — PV 10 AT Manual Italian

peaveycommercialaudio

PV10AT PV10BT Mixer compatto 1/4 -Hi-Z CH.4 Only USB A 3.5mm STEREO FS MAIN OUTPUTS L L DIREC ... O SOLO 1 2 3 4 5/6 7/8 MAIN L R min max LEVEL SOLO/MAIN www.peavey.com TALIANO PV10AT e **PV10BT** Mixer compatti Congratulazioni per l'acquisto del mixer compatto Peavey PV10AT o **PV10BT** . Il ...

lang:en **score:33** filesize: 2.92 M page_count: 20 document date: 2016-09-09




[\[pdf\]](#) User Manual

PV10AT PV10BT Peavey Commercial Audio 2020 05 31 — PV 10 AT Manual Spanish

peaveycommercialaudio


PV10AT **PV10BT** Mezclador Compacto 1/4 -Hi-Z CH.4 Only USB A 3.5mm STEREO FS MAIN OUTPUTS L L DIRECT OUT DIRECT OUT DIRECT OUT DIRECT OUT R 5 ON/OFF 6 L 9 AUX SEND STEREO IN R 10 1 2 3 4 5/6 7/8 9/10 PV 10AT10 INPUT STEREO MIXER WITH DIGITAL EFFECTS, MEDIA PLAYBACK AND BLUETOOTH...

lang:en **score:33** filesize: 2.9 M page_count: 20 document date: 2016-09-09




[\[pdf\]](#) User Manual

Vbizz Peavey PV 10 AT Manual EnglishPeavey Commercial PV® Your Reliable Audio Mixer for Any Event PA SYSTEM MALAYSIAVbizz Englishapi vbizz storage 14931 English v 1729756081 ||| PV10AT PVBt Compact Mixer 1/4 -Hi-Z CH.4 Only USB A 3.5mm STEREO FS MAIN OUTPUTS L L DIRECT ... treet Meridian, MS 39301 601 483-5365 FAX 601 486-1278 www.peavey.com EX000030 PV10AT and **PV10BT** Compact Mixers ENGLISH Congratulations on purchasing the Peavey PV10AT or **PV10BT** Compact Mi... lang:en score:31 filesize: 3.41 M page_count: 21 document date: 2017-03-28




[\[pdf\]](#) User Manual

Operating ENGLISH Congratulations on purchasing the Peavey PV®10AT or PV®10BT Compact Mixer The and are studio quality mixing con soles designed to meet diverse needs while PV 10 AT Manual English peaveycommercialaudio 2020 05 PV10AT PVBt Compact Mixer 1/4 -Hi-Z CH.4 Only USB A 3.5mm STEREO FS MAIN OUTPUTS L L DIRECT ... treet Meridian, MS 39301 601 483-5365 FAX 601 486-1278 www.peavey.com EX000030 PV10AT and **PV10BT** Compact Mixers ENGLISH Congratulations on purchasing the Peavey PV10AT or **PV10BT** Compact Mi... lang:en score:30 filesize: 3.41 M page_count: 21 document date: 2017-03-28



[\[pdf\]](#) User Manual


Compact Mixer Peavey Electronics PV®10AT PV®BT Operating Manual min maxLEVEL HIGH LOW 0 max PAN c RL left right maxEFX AUX LEVEL maxCOMP SIGNAL CLIP GAIN 3 5mm STEREO MAIN OUTPUTS IN FS SEND L R 1 2 3 4 5 6 7 8 DIRECT OUT PHANTOM POWER 48V USB A SOLO CONTROL ROOM HEADPHONE Page peavey AT Auto TUNE HI PASS 118742 30993 33616 118752 31026 33618 assets literature manuals 80 PV10AT PVBt Compact Mixer 1/4 -Hi-Z CH.4 Only USB A 3.5mm STEREO FS MAIN OUTPUTS L L DIRECT ... treet Meridian, MS 39301 601 483-5365 FAX 601 486-1278 www.peavey.com EX000030 PV10AT and **PV10BT** Compact Mixers ENGLISH Congratulations on purchasing the Peavey PV10AT or **PV10BT** Compact Mi... lang:en score:30 filesize: 3.17 M page_count: 21 document date: 2016-03-29



[Peavey PV@10AT & PV@BT Compact Mixer Operating Manual](#)

This comprehensive operating manual provides detailed information on the Peavey PV@10AT and PV@BT compact mixers, covering features, front panel controls, specifications, block diagram, and warranty information.


lang:en **score:30** filesize: 3.22 M page_count: 22 document date: 2015-07-17



[\[pdf\] User Manual](#)

Compact Mixer Peavey Electronics PV 10 BT Manual PV@10AT PV@10BT dj store ru Operating in environments series mixers feature built in DSP effects that are useful real world recording and sound reinforcement while parameter controls allow you to tailor each effect meet your needs The includes 4 channels of reference quality mic preamps direct outputs for a stereo channel media with Blue peavey LEVEL min WITH DIGITAL EFFECTS MEDIA PLAYBACK AND BLUETOOTH max HIGH LOW 0 PAN c R L left right connection almost any smart device outs easy most DAW interfaces addition the can stream audio directly PC MP3 playback is also available just plug flash drive files on it into USB A port use LCD select music RL EFX AUX COMP SIGNAL CLIP GAIN 3 5mm STEREO MAIN OUTPUTS IN FS SEND 1 2 3 4 5 6 7 8 DIRECT OUT PHANTOM POWER 48V SOLO CONTROL ROOM s exclusive custom key makes snap Just remember footswitch bypass Autotune between songs otherwise speaking Master mute Studio headphone output board Meg guitar input Antares Auto Tune Custom Key ENGLISH Congratulations purchasing or studio mixing con soles designed diverse AT TUNE HI PASS 118752 34329 201611211124032433249 118742 34328 2698 file mikshernyy pult pv10at bt akusticheskiy usilitel ItemFiles cn Ajax ashx action uploadfiles pv10bt assets literature manuals data hendrixstudio manual PV10AT **PV10BT** Compact Mixer 1/4 -Hi-Z CH.4 Only USB A 3.5mm STEREO FS MAIN OUTPUTS L L DIRECT OUT DIRECT OUT DIRECT OUT DIRECT OUT R 5 L 9 AUX SEND STEREO IN PAIRING 6 R 10 1 2 3 4 5/6 7/8 9/10 PV 10AT10 INPUT STEREO MIXER WITH DIGITAL EFFECTS, MEDIA PLAYBACK AND BLUETOOTH ...

lang:en **score:29** filesize: 3.56 M page_count: 20 document date: 2016-06-15



[\[pdf\] User Manual Installation Guide Instructions](#)

118853 33788 118854 33789 peavey ItemFiles Manual

Instructions for attaching rack ears to the PV14AT, PV14BT, PV10AT, and **PV10BT** Mixers. Remove screws from each end of mixer at the locations shown and remove end bells. Align holes in rack ears with holes from which the screws have been removed. Install the rack ear with the included screws and tight...

lang:en **score:28** filesize: 579.12 K page_count: 1 document date: 2016-04-04

[\[pdf\]](#) User Manual Owner's Manual

Owners manual PV10AT PV10BT 3 460 kBPEAVEY PV 10 BT MIXERdlxmusic fi storage

6534C57DBFD556CA423EF58704782CEF75B49BED64B2DF3725FBC7C07B440187

1f2ee30101e9450fbfa03664cf4beef0 media 451fc5a97fa84eaab0d5521d65a11d37 kBOwners

MIXERPEAVEY no PV10BTdlxmusic se AT PV10BTernordic ||| ||| PV10AT PV10BT Compact Mixer 1/4 -

Hi-Z CH.4 Only USB A 3.5mm STEREO FS MAIN OUTPUTS L L DIRECT OUT DIRECT OUT DIRECT

OUT DIRECT OUT R 5 L 9 AUX SEND STEREO IN PAIRING 6 R 10 1 2 3 4 5/6 7/8 9/10 PV 10AT10

INPUT STEREO MIXER WITH DIGITAL EFFE ||| PV10AT PV10BT Compact Mixer 1/4 -Hi-Z CH.4 Only

USB A 3.5mm STEREO FS MAIN OUTPUTS L L DIRECT OUT DIRECT OUT DIRECT OUT DIRECT

OUT R 5 L 9 AUX SEND STEREO IN PAIRING 6 R 10 1 2 3 4 5/6 7/8 9/10 PV 10AT10 INPUT STEREO

MIXER WITH DIGITAL EFFE ||| PV10AT PV10BT Compact Mixer 1/4 -Hi-Z CH.4 Only USB A 3.5mm

STEREO FS MAIN OUTPUTS L L DIRECT OUT DIRECT OUT DIRECT OUT DIRECT OUT R 5 L 9 AUX

SEND STEREO IN PAIRING 6 R 10 1 2 3 4 5/6 7/8 9/10 PV 10AT10 INPUT STEREO MIXER WITH


DIGITAL EFFE

PV10AT **PV10BT** Compact Mixer 1/4 -Hi-Z CH.4 Only USB A 3.5mm STEREO FS
MAIN OUTPUTS L L DIRECT OUT DIRECT OUT DIRECT OUT DIRECT OUT R 5 L

9 AUX SEND STEREO IN PAIRING 6 R 10 1 2 3 4 5/6 7/8 9/10 PV 10AT10 INPUT
STEREO MIXER WITH DIGITAL EFFECTS, MEDIA PLAYBACK AND BLUETOOTH

...

lang:en score:28 filesize: 3.38 M page_count: 20 document date: 2024-08-15



[\[pdf\]](#) User Manual

PV@10AT PV@BT B 39 REC SWITCH Determines the function of output When up The headphone is


normally fed by main outs unless solo system is ZNAPV10BT 4 kookaburra au documents manual |||

PV10AT PVBT Compact Mixer 1/4 -Hi-Z CH.4 Only USB A 3.5mm STEREO FS MAIN
OUTPUTS L L DIRECT ... t. 2015 Features and specifications are subject to change

without notice. EX000030 PV10AT and **PV10BT** Compact Mixers ENGLISH

Congratulations on purchasing the Peavey PV10AT or **PV10BT** Compact Mi...

lang:en score:26 filesize: 3.14 M page_count: 20 document date: 2024-05-31



[\[pdf\]](#) User Manual


15 PV 10AT UserMan Peavey Electronics Corporation PV10 Audio Mixer I4S I4SPV10 pv10

PV10AT PVBT Compact Mixer 1/4 -Hi-Z CH.4 Only USB A 3.5mm STEREO FS MAIN
OUTPUTS L L DIRECT ... treet Meridian, MS 39301 601 483-5365 FAX 601 486-1278

www.peavey.com EX000030 PV10AT and **PV10BT** Compact Mixers ENGLISH

Congratulations on purchasing the Peavey PV10AT or **PV10BT** Compact Mi...

lang:en score:24 filesize: 3.54 M page_count: 22 document date: 2015-04-22





[\[pdf\]](#) Borchure

ELEMENTS™ Peavey Elements C Series Brochure IP56 peaveycommercialaudio 2018 04

ELEMENTSTM Waterproof Enclosures With an IP rating of 56, The Great Outdoors Never Sounded Better ... ver and power duties for the system sound originates in different planes, resulting while a Peavey **PV10BT** mixer with Bluetooth in a loss of intelligibility for the fans. To corrals the inputs and o...

lang:en **score:24** filesize: 4.6 M page_count: 4 document date: 2017-11-01



[\[pdf\]](#)

Full Compass Systems 201611211124012419280 peavey cn uploadfiles pv10bt |||

PV 10 BT OVERVIEW Introducing the next level in world-class non-powered mixer performance. The all new PV series mixing consoles include Peavey s reference-quality mic preamps that spec in at an incredible 0.0007 THD, making the PV series mixers excellent for live or recording applications. The PV ...

lang:en **score:24** filesize: 159.09 K page_count: 2 document date: 2016-11-18



[\[pdf\]](#)

Thoughts on Design of an Outdoor Sports Sound System 2020 06 17 — by Tom Stuckman

peaveycommercialaudio

Thoughts on Design of an Outdoor Sports Sound System By Tom Stuckman T his paper explores many of th ... ver visitor stands these may provide some coverage of the center of home stands as well. IPRTM 5000 **PV10BT** mixer Depending on height of press box above stands, there may be an advantage to adding a sm...

lang:en **score:17** filesize: 4.66 M page_count: 8 document date: 2017-08-29

PV 10 BT Compact Mixer with Bluetooth



OVERVIEW

Introducing the next level in world-class non-powered mixer performance. The all new PV® series mixing consoles include Peavey's reference-quality mic preamps that spec in at an incredible 0.0007% THD, making the PV series mixers excellent for live or recording applications.

The PV 10 BT includes 4 channels of reference quality mic preamps, 4 direct outputs for recording, 4 stereo channels, mid/side channel with Bluetooth® wireless input, high quality digital effects with LCD display, streaming USB and MP3 playback via USB A input, Peavey's exclusive Comrad® radio microphone, 48-volt phantom power, dual adjustable control room outputs, 3 channels of compression, one channel of an honest mid/side/gate preamp, 3-band EQ per channel with bypass, channel mute buttons, mix send, signal clip indicators, and a stereo master LED meter bridge. This amazingly versatile mixer is at home both in the studio as well as live applications.

Modern features such as Bluetooth allow seamless connection to almost any "smart" device. 4 direct outs allow easy connection to most DAW interfaces for recording. In addition, the PV 10 BT can stream audio directly to a PC. MP3 playback is also available, just plug a flash drive with MP3 files on it into the USB A port and use the LCD to select and play back music. The PV mixer Solo feature allows the user to listen to individual channels via headphones or control room outputs, and the EQ bypass allows the user to hear and compare the EQ'd signal to the original signal with the push of a button. 3 channels of compression keep signals with difficult levels under control, and Peavey's exclusive gate shape adjusts the EQ and preamp specifically for gates. Hi pass filters on every channel remove unwanted rumble and noise, and balanced AUX and Main outputs ensure a clean, distortion-free signal to your powered speakers or power amplifier.

FEATURES

[\[pdf\]](#) Datasheet

DatasheetPeavey Mixer PV 10 BT Eltek salPV10BTcdn shopify s files 1 0708 6197 9946 PV10BT v 1683710418 |||

PV 10 BT Compact Mixer with Bluetooth OVERVIEW Introducing the next level in world-class non-powered mixer performance. The all new PV series mixing consoles include Peavey's reference-quality mic preamps that spec in at an incredible 0.0007% THD, making the PV series mixers excellent for live or re...

lang:en **score:17** filesize: 165.33 K page_count: 2 document date: 2020-04-08