

## Manuals+

[Q & A](#) | [Deep Search](#) | [Upload](#)

[manuals.plus](#) /

› [Escali](#) /

› [Escali Extra Wide Digital Bathroom Scale for Body Weight with Wide Platform for Natural Stance and Stability, High Capacity of 400 lb, Batteries Included](#)


## Escali XLSCALE

# Escali Extra Wide Digital Bathroom Scale

Model: XLSCALE

## INTRODUCTION

The Escali Extra Wide Digital Bathroom Scale is designed for accurate body weight measurement with enhanced stability and ease of use. Its extra-wide platform accommodates a natural stance, and the large display ensures measurements are easy to read. This manual provides essential information for setting up, operating, maintaining, and troubleshooting your scale.



*Figure 1: Top view of the Escali Extra Wide Digital Bathroom Scale, showcasing its sleek black design and digital display.*

## SAFETY INFORMATION

---

- Always use the scale on a hard, flat surface. Using it on carpet or uneven surfaces may affect accuracy.
- The scale surface can be slippery when wet. Ensure the surface is dry before stepping on.
- Do not jump on the scale or drop heavy objects on it, as this may damage the sensor.
- Keep the scale away from extreme temperatures and direct sunlight.
- This scale is intended for personal use only and not for commercial or medical purposes.

## SETUP

---

### Battery Installation

Your Escali scale comes with batteries included. Before first use, ensure the batteries are correctly installed.

1. Locate the battery compartment on the underside of the scale.
2. Open the battery compartment cover.
3. Insert 4 AAA batteries, ensuring the polarity (+/-) matches the indicators inside the compartment.
4. Close the battery compartment cover securely.

### Initial Placement

Place the scale on a hard, flat, and stable surface. Avoid carpets, rugs, or uneven flooring, as this can affect measurement accuracy.

## OPERATING INSTRUCTIONS

---

### Taking a Measurement

The Escali Extra Wide Digital Bathroom Scale features "Instant On" technology for immediate use.

1. Gently step onto the center of the scale platform with bare feet. The scale will automatically turn on.
2. Stand still and distribute your weight evenly. The display will show your weight.
3. The "Display Hold" feature will keep your weight visible on the screen for approximately 10 seconds after you step off, allowing for easy reading.
4. The scale will automatically turn off after a short period of inactivity to conserve battery life.



*Figure 2: A person's feet on the scale, demonstrating the instant-on technology and wide platform.*





*Figure 3: A close-up view of feet on the scale, with the bright blue digital display showing a weight measurement.*

### Understanding the Display

- **Large Backlit Display:** The scale features a large, easy-to-read backlit LCD display for clear visibility in various lighting conditions.
- **Display Hold:** After a stable weight reading is obtained, the display will hold the measurement for several seconds, even after you step off the scale.

- 1 Easy to Read**  
Large Back-light Display
- 2 Pounds & Kilograms**  
Measure up to 400 lb (180 kg)
- 3 Extended Battery Life**  
Instant-on & Automatic-off
- 4 Extra Wide Platform**  
14.25 Inch Ergonomic Design




Figure 4: Diagram highlighting key features of the scale, including the easy-to-read backlit display, pounds & kilograms measurement, extended battery life, and extra-wide platform.

## Official Product Video

Your browser does not support the video tag.

Video 1: An official product video demonstrating the features and ease of use of the Escali EW180 Extra Wide Platform Bathroom Body Scale. This video highlights the instant-on technology, extra-wide platform, and clear display.

## MAINTENANCE

### Cleaning

To clean your scale, wipe the surface with a soft, damp cloth. Do not use abrasive cleaners or immerse the scale in water.

### Battery Replacement

If the display becomes dim or shows an error message related to low battery, replace all 4 AAA batteries. Follow the

battery installation steps outlined in the "Setup" section.

Storage

Store the scale in a dry place at room temperature. Avoid storing it vertically or with heavy objects on top, as this may affect calibration.

TROUBLESHOOTING

Problem	Possible Cause	Solution
Scale does not turn on.	Batteries are dead or incorrectly installed.	Replace batteries or ensure they are installed with correct polarity.
Inaccurate readings.	Scale is on an uneven or soft surface (e.g., carpet). Scale needs re-calibration.	Place the scale on a hard, flat surface. Step off the scale, wait for it to turn off, then step on again to re-calibrate.
"ERR" or other error message on display.	Overload, unstable reading, or internal error.	Ensure weight is within capacity (400 lb / 180 kg). Step off and on again. If problem persists, remove batteries for 10 seconds and reinsert.

SPECIFICATIONS

- Model Number: XLSCALE
- Product Dimensions: 14.25 x 9.56 x 1 inches (36.2 x 24.3 x 2.5 cm)
- Weight: 2 Pounds (0.9 kg)
- Weight Capacity: 400 lb (180 kg)
- Power Source: 4 AAA batteries (included)
- Display Type: LCD with Backlight
- Special Features: Instant-On Technology, Display Hold, Tempered Safety Glass Platform
- Manufacturer: Escali




Figure 5: Detailed dimensions of the Escali Extra Wide Digital Bathroom Scale.

## WARRANTY & SUPPORT

For warranty information and customer support, please refer to the official Escali website or contact their customer service directly. A PDF version of the user manual is also available for download.

### Online Resources:

- [Visit the Escali Store on Amazon](#)
- [Download User Manual \(PDF\)](#)



