

SanDisk SDSQUNC-128G-GN6MA

SanDisk Ultra 128GB microSDXC UHS-I Card with Adapter User Manual

- [Introduction](#)
- [What's Included](#)
- [Setup](#)
- [Operating](#)
- [Maintenance](#)
- [Troubleshooting](#)
- [Specifications](#)
- [Warranty & Support](#)

1. INTRODUCTION

This manual provides essential information for the proper use and care of your SanDisk Ultra 128GB microSDXC UHS-I Card with Adapter (Model: SDSQUNC-128G-GN6MA). This memory card is designed to expand storage for compatible devices, enabling you to capture, store, and transfer high-quality photos and Full HD video.

FULL HD
VIDEO

10

SanDisk
Ultra

microSDXC™ UHS-I
Card with Adapter

Ideal for Android™ tablets and
other devices

*Take better pictures and
Full HD video¹*

**128
GB***

**SPEED
UP TO**

**100
MB/s****

SanDisk

microSD
microSDHC
microSDXC

ADAPTER

SanDisk
Ultra

128GB

microSDXC I

SanDisk®

Image 1.1: SanDisk Ultra 128GB microSDXC UHS-I Card with Adapter in its retail packaging.

2. WHAT'S INCLUDED

Your SanDisk Ultra 128GB microSDXC UHS-I Card package includes:

- One (1) SanDisk Ultra 128GB microSDXC UHS-I Card
- One (1) SD Adapter



Image 2.1: The SanDisk Ultra 128GB microSDXC UHS-I Card and its accompanying SD adapter.

3. SETUP

3.1. Inserting the microSD Card into a Device

1. Locate the microSD card slot on your compatible device (e.g., Android smartphone, tablet, camera). Refer to your device's manual for exact location.
2. Orient the SanDisk Ultra microSDXC card with the gold contacts facing down and the label facing up (or as indicated by your device).
3. Gently insert the card into the slot until it clicks into place. Do not force the card.
4. Your device should recognize the new storage. You may need to format the card through your device's settings before first use.

3.2. Using the SD Adapter

The included SD adapter allows you to use your microSDXC card with devices that have a standard SD card slot (e.g., laptops, DSLR cameras, card readers).

1. Insert the SanDisk Ultra microSDXC card into the designated slot on the side of the SD adapter until it clicks.
2. Insert the assembled SD adapter into the SD card slot of your computer or compatible device.
3. To remove, gently push the microSDXC card further into the adapter until it springs out, then pull it out.

Your browser does not support the video tag.

Video 3.1: This video demonstrates the insertion of a SanDisk Ultra microSD card into a Nintendo Switch. While the video features a 200GB card, the physical insertion process is identical for the 128GB model.

4. OPERATING INSTRUCTIONS

4.1. Storing Data

Once installed and recognized by your device, the SanDisk Ultra 128GB microSDXC card functions as additional storage. You can save photos, videos, music, documents, and applications directly to the card, depending on your device's capabilities.

- **Full HD Video:** The card is Class 10 rated, ensuring sufficient speed for recording and playing back Full HD (1080p) video without interruption.
- **Photos:** Store a large volume of high-resolution photos.
- **Applications:** On Android devices, some applications can be moved to the microSD card to free up internal storage. Consult your device's settings for this option.

4.2. Data Transfer

The SanDisk Ultra microSDXC card offers transfer speeds of up to 80MB/s. This allows for quick movement of files between the card and other devices, such as a computer.

- To transfer files to a computer, use the included SD adapter with a computer's SD card slot or a compatible card reader.
- For optimal transfer speeds, ensure your device and card reader support UHS-I speeds.

4.3. SanDisk Memory Zone App

For Android users, the SanDisk Memory Zone app (available on the Google Play Store) can help you manage your media and memory. This app allows you to organize, back up, and transfer files between your device's internal memory and the SanDisk card, optimizing your phone's performance.

5. MAINTENANCE AND CARE

5.1. Safety Information

DO NOT THROW AWAY

Retain this manual for future reference. The microSD card is a small electronic component and should be handled with care.

5.2. General Care

- **Physical Protection:** The SanDisk Ultra card is designed to be waterproof, shockproof, X-ray proof, and temperature resistant. However, avoid exposing it to extreme physical stress, bending, or excessive heat.
- **Cleaning:** If necessary, gently wipe the gold contacts with a soft, dry, lint-free cloth. Avoid using harsh

chemicals or abrasive materials.

- **Storage:** When not in use, store the microSD card in its protective case or the SD adapter to prevent damage to the contacts.
- **Eject Safely:** Always safely eject the card from your device or computer before physically removing it to prevent data corruption.

6. TROUBLESHOOTING

6.1. Card Not Recognized

- Ensure the card is fully and correctly inserted into the device or adapter.
- Restart your device.
- Try the card in a different compatible device or card reader to determine if the issue is with the card or the original device.
- Check your device's settings to see if the card needs to be formatted. Formatting will erase all data on the card.

6.2. Slow Performance

- Ensure your device and card reader support UHS-I speeds for optimal performance.
- The card may be nearly full. Free up space by deleting unnecessary files or transferring them to another storage device.
- Some devices or applications may have slower write speeds, affecting overall performance.

6.3. Data Corruption

- Always safely eject the card from your device or computer before removing it.
- Avoid removing the card during data transfer or while the device is actively accessing it.
- If data corruption occurs frequently, consider backing up your data and reformatting the card. If issues persist, the card may be faulty.

7. SPECIFICATIONS

Feature	Detail
Model Number	SDSQUNC-128G-GN6MA
Memory Storage Capacity	128 GB
Flash Memory Type	Micro SDXC
Hardware Interface	microSDXC
Secure Digital Association Speed Class	Class 10
Transfer Speed	Up to 80 MB/s
Compatible Devices	Smartphone, Tablet
Product Dimensions	0.04 x 0.59 x 0.43 inches

Feature	Detail
Item Weight	0.176 ounces
Color	Black
Special Features	Waterproof, Shockproof, X-ray proof, Temperature resistant

SanDisk

- ✓ WATER PROOF¹
- ✓ TEMPERATURE PROOF¹
- ✓ SHOCK PROOF¹
- ✓ X-RAY PROOF¹

SanDisk Ultra[®] | microSDXC™ UHS-I Card with Adapter

1GB / Go / Гб = 1,000,000,000 bytes / octets / byte / de bytes / байт. Actual user storage less / Stockage utilisateur réel inférieur / Meno memoria utente effettiva / Tatsächlicher Speicher für Benutzer geringer / Menos el almacenamiento verdadero del usuario / Armazenamento real do usuário menor / Реальный объем хранения меньше / Werkelijke gebruikersopslag is minder. Up to 100MB/s read speed; write speed lower. Based on internal testing; performance may be lower depending on host device, interface, usage conditions and other factors. 1MB = 1,000,000 bytes / Jusqu'à 100Mo/s en écriture; vitesse inférieure en lecture. Basé sur des tests effectués en interne; les performances peuvent être inférieures selon différents facteurs tels que le périphérique hôte, l'interface et les conditions d'utilisation. 1Mo = 1 000 000 octets / Velocità di lettura fino a 100MB/s; velocità di scrittura inferiore. In base ai test interni; le prestazioni possono essere inferiori a seconda della periferica host, dell'interfaccia, delle condizioni d'impiego e di altri fattori. 1MB = 1.000.000 di byte / Lesegeschwindigkeit von bis zu 100MB/s; Schreibgeschwindigkeit niedriger. Gemäß internen Tests: Leistung kann je nach Hostgerät, Schnittstelle, Nutzungsbedingungen und anderen Faktoren niedriger sein. 1MB = 1.000.000 Byte / Velocidad de lectura de hasta 100MB/s; velocidad de escritura inferior. Basado en pruebas internas; el rendimiento puede ser inferior según el dispositivo anfitrión, interfaz, condiciones de uso y otros factores. 1MB = 1.000.000 bytes / Скорость чтения — до 100МБ/с; скорость записи ниже. Указанные характеристики основаны на внутренних тестах; производительность может быть ниже заявленной, в зависимости от главного устройства, интерфейса, условий эксплуатации и других факторов. 1МБ = 1 000 000 байт.

- Full HD video (1920x1080) support may vary. See www.sandisk.com/HD / La prise en charge des vidéos en Full HD (1920x1080) et peut varier. Rendez-vous sur www.sandisk.com/HD / Il supporto HD video (1920x1080) può variare. Vedere www.sandisk.com/HD / Unterstützung von Full HD-Videos (1920 x 1080) und kann variieren. Siehe www.sandisk.com/HD / La compatibilidad para el video Full HD (1920x1080) podría variar. Visite www.sandisk.com/HD / Suporte para video HD completo (1920x1080) poderá variar. Veja www.sandisk.com/HD / Поддержка видео высокой четкости в формате Full HD video (1920x1080) и стереоскопического 3D-видео может различаться. См. www.sandisk.com/HD / Ondersteuning van full HD- (1920x1080) en kan verschillen. Zie www.sandisk.com/HD
- Download required. See www.sandiskmemoryzone.com / Téléchargement requis. Voir le site www.sandiskmemoryzone.com / È necessario il download. Vedere www.sandiskmemoryzone.com / Download erforderlich. Siehe www.sandiskmemoryzone.com / Requiere descarga. Consulte www.sandiskmemoryzone.com / Transferência necessária. Consulte www.sandiskmemoryzone.com / Требуется загрузка. Посетите веб-сайт www.sandiskmemoryzone.com / Download vereist. Zie www.sandiskmemoryzone.com
- Card only: Water proof, Temperature proof, Shock proof, X-Ray proof / Carte uniquement: Résistance à l'eau, aux températures extrêmes, aux chocs et aux rayons X / Solo scheda: impermeabile, resistente alle alte temperature, agli urti e ai raggi X / Nur Karte: Wasserdicht, temperaturbeständig, stoßfest, röntgensicher / Solo tarjeta: impermeable, a prueba de temperaturas extremas, a prueba de golpes, a prueba de rayos X / Только карта: защита от воды, температуры, ударов и рентгеновского излучения / Alleen kaart: waterbestendig, temperatuurbestendig, schokbestendig, bestand tegen röntgenstraling www.sandisk.com/proof

Adapter made in China / Adaptateur fabriqué en Chine / Adattatore fabbricato in Cina / Adapter: Hergestellt in China / Adaptador fabricado en China / Adaptador fabricado na China / Адаптер сделан в Китае / Adapter vervaardigd in China.

SanDisk and SanDisk Ultra are registered trademarks or trademarks of Western Digital Corporation or its affiliates in the US and/or other countries. The microSD, microSDHC, microSDXC and SDXC mark and logo is a trademark of SD-3C, LLC. Android and Google Play are trademarks of Google Inc. The Android robot is reproduced or modified from work created and shared by Google and used according to terms described in the Creative Commons 3.0 Attribution License. All other marks are the property of their respective owners.



Warranty • Guide | Garantie • Guide | Garanzia • Guida | Garantie • Führer |
Garantia • Guia | Garantia • Guia | Гарантийный гид | Garantie • Gids
www.sandisk.com/wug

EAC

Card/Carte



Made in Malaysia •
Fabriqué en Malaisie • Hecho en
Malasia • Fabricado na Malásia •
In Malaysia hergestellt •
Vervaardigd in Maleisië • Сделано в
Малайзии • Wyprodukowano w
Malezji • Παράχθηκε στη
Μαλαισία • Származási hely:
Malajzia • Proizvedeno v Maleziji •
Произведено в Малайзия •
Зроблено в Малайзія •
馬來西亞製造 • マレーシア製



www.sandisk.com
在中国包装

Europe & Asia: SanDisk International: Third Floor, Broadmeadow Hall, Applewood Village, Swords, Co Dublin, Ireland
Americas: Western Digital Technologies, Inc., 951 SanDisk Drive, Milpitas, CA 95035, U.S.A.
© 2020 Western Digital Corporation or its affiliates. All rights reserved.

Western Digital Technologies, Inc. is the seller of record and licensee in the Americas of SanDisk® products.

Image 7.1: Back of the product packaging, detailing specifications and warranty information.

8. WARRANTY AND SUPPORT

8.1. Limited Warranty

This SanDisk product is covered by a Limited Warranty. For detailed information regarding the terms and conditions of your warranty, including duration and coverage, please refer to the official SanDisk website.




Warranty Guide: For comprehensive warranty details, visit www.sandisk.com/wug.




8.2. Customer Support

For technical assistance, product inquiries, or support, please visit the official SanDisk support website or contact their customer service channels as provided on their website.

© 2023 SanDisk. All rights reserved.

Related Documents - SDSQUNC-128G-GN6MA

	<p>SanDisk SD Card OEM Product Manual - Technical Specifications and Features</p> <p>Comprehensive OEM product manual for SanDisk SD Cards, detailing technical specifications, interface descriptions, protocol details, power requirements, physical dimensions, and ordering information.</p>
	<p>SanDisk SD-10/64-SAND 64GB UHS-I SDXC Memory Card User Manual</p> <p>User manual for the SanDisk Ultra 64GB SDXC UHS-I memory card (model SD-10/64-SAND), detailing specifications, safety instructions, and usage guidelines for optimal performance and data protection.</p>
	<p>SanDisk Extreme SDXC/SDHC UHS-I Speicherkarten: Technische Daten und Merkmale</p> <p>Umfassende Informationen zu SanDisk Extreme SDXC und SDHC UHS-I Speicherkarten, einschließlich Kapazitäten, Geschwindigkeiten, Abmessungen, Kompatibilität und Haltbarkeit. Ideal für 4K UHD-Video und professionelle Fotografie.</p>

	<p>SanDisk Memory Zone App: Quick Guide for File Management and Storage Optimization</p> <p>A quick guide to SanDisk Memory Zone, an app for managing phone storage, cleaning media, backing up files, and organizing your digital content across multiple locations.</p>
	<p>SanDisk Memory Zone App User Manual</p> <p>User manual for the SanDisk Memory Zone App, detailing features such as overview, app installation, version and device compatibility, backup, restore, copy, move, store, explore, help center, data gathering, and data requests.</p>
	<p>SanDisk V-Mate User Manual: Record and Play Video Content</p> <p>Comprehensive user guide for the SanDisk V-Mate Video Memory Card Recorder. Learn how to connect, set up, record, play, and troubleshoot your device. Includes specifications, safety information, and warranty details.</p>