

TECKNET 845025

TECKNET Aluminium USB Stereo Audio Adapter User Manual

Model: 845025

This manual provides instructions for the TECKNET Aluminium USB Stereo Audio Adapter.

INTRODUCTION

The TECKNET Aluminium USB Stereo Audio Adapter is a versatile external audio interface designed for use with both laptop and desktop systems. It provides USB connectivity for your existing 3.5mm headphones, headsets, speakers, or microphones, serving as an ideal solution for bypassing a faulty internal sound card or audio port.

This device offers a simple plug-and-play experience, requiring no additional drivers for immediate audio playback across various operating systems.

SETUP AND INSTALLATION

1. **Connect the Adapter:** Insert the TECKNET USB Audio Adapter into an available USB port on your computer (desktop or laptop).

The adapter is designed for plug-and-play functionality and does not require driver installation.

2. **Connect Audio Devices:**

- For headphones or speakers, connect your 3.5mm audio jack into the stereo output port (headphone icon) on the adapter.
- For a microphone, connect your 3.5mm microphone jack into the microphone input port (microphone icon) on the adapter.

3. **Select Audio Output/Input (If Necessary):** Most operating systems support multiple audio devices but only allow one to be active at a time. If you do not hear sound or your microphone is not detected, you may need to manually select the TECKNET USB Audio Adapter as your default playback and recording device.

- **Windows:** Go to Control Panel > Sound (or right-click the speaker icon in the taskbar and select "Sound settings"). Under "Playback" and "Recording" tabs, select the USB Audio Device as the default.
- **Mac OS:** Go to System Preferences > Sound. Under "Output" and "Input" tabs, select the USB Audio Device.

System Compatibility: The adapter is compatible with standard USB audio class systems, including Windows XP through 8.1, Linux, Mac OS X 8.6 or higher, and Google Chromebook.

OPERATING INSTRUCTIONS

Once connected and configured, the TECKNET USB Audio Adapter functions as your computer's primary sound card. Audio will be routed through the adapter's output port, and microphone input will be received through its input port.

- **Audio Playback:** Any audio played on your computer will be output through the connected headphones or speakers.
- **Microphone Input:** The connected microphone will capture audio for recording, voice chat, or other applications.
- **Volume Control:** Volume adjustments can be made directly through your operating system's sound settings or via any inline controls on your connected headphones/speakers.

MAINTENANCE

To ensure the longevity and optimal performance of your TECKNET USB Audio Adapter, follow these simple maintenance guidelines:

- **Cleaning:** Use a soft, dry cloth to clean the adapter. Avoid liquid cleaners or abrasive materials.
- **Storage:** Store the adapter in a cool, dry place when not in use.
- **Handling:** Handle the adapter with care. Avoid dropping it or subjecting it to strong impacts.
- **Port Protection:** Keep the 3.5mm audio jacks free from dust and debris.

TROUBLESHOOTING

- **No Sound Output / Microphone Input:**
 - Ensure the adapter is securely plugged into a functioning USB port.
 - Verify that your headphones/speakers/microphone are correctly plugged into the adapter's respective ports.
 - Check your computer's sound settings (as described in the "Setup" section) to confirm the USB Audio Device is selected as the default playback and recording device.
 - Increase the volume levels on both your computer and any connected audio devices.
- **Microphone Not Working (TS Microphone):**

If you are using a TS (Tip-Sleeve) microphone and it does not seem to work, a 3.5mm (1/8") mono to stereo adapter may be required to convert the microphone's TS connection to TRS (Tip-Ring-Sleeve) for compatibility with the adapter's input.
- **Sound Quality Issues (Hissing/Buzzing):**
 - Ensure all connections are secure.
 - Try connecting the adapter to a different USB port.
 - Test with different headphones/speakers/microphone to rule out issues with the audio peripherals.

SPECIFICATIONS

Brand	TECKNET
Model	845025
Hardware Interface	USB
Compatible Devices	iPad, Laptop, PC
Material	Aluminium
Audio Output Mode	Stereo
Signal-to-Noise Ratio (SNR)	120 dB
Product Dimensions	4.8 x 2.8 x 1 cm
Weight	10 g
Special Features	Plug & Play, No Drivers Needed
Power Source	USB Powered (No external power required)

Note: Specifications are subject to change without prior notice.

WARRANTY AND SUPPORT

The TECKNET USB Audio Adapter typically comes with a **2-year warranty**. Please refer to the warranty card included with your product for specific terms and conditions.

For technical support, troubleshooting assistance, or warranty claims, please contact TECKNET customer service through their official website or the retailer where the product was purchased.


Keep your purchase receipt or proof of purchase for warranty validation.






IMPORTANT NOTES ON MEDIA

No relevant product images or official product videos were provided in the source data for this specific model. The image provided in the prompt was for a keyboard, not a USB sound card, and therefore could not be included in this manual.

© 2023 TECKNET. All rights reserved.

Related Documents - 845025

	<p>TECKNET EAA01311 USB Sound Card User Manual</p> <p>User manual and safety information for the TECKNET EAA01311 USB Sound Card, providing instructions for connection, usage, and warranty details.</p>
---	---

	<p>TECKNET EWM01233 Wireless Mouse User Manual - Setup, Specifications, and Safety</p> <p>Comprehensive user manual for the TECKNET EWM01233 wireless mouse. This guide covers setup, technical specifications, intelligent power saving features, battery installation, reconnection procedures, important safety instructions, warranty information, and proper disposal.</p>
	<p>TECKNET EMK01707 Mechanical Keyboard User Manual</p> <p>User manual for the TECKNET EMK01707 Mechanical Keyboard, detailing package contents, product specifications, safety instructions, warranty information, and multimedia and lighting function customization.</p>
	<p>TECKNET M002 Wireless Mouse User Manual</p> <p>User manual for the TECKNET M002 wireless mouse, covering system requirements, operation, troubleshooting, and technical specifications in multiple languages.</p>
	<p>TECKNET M006 Wireless Mouse User Manual and Specifications</p> <p>Detailed user guide for the TECKNET M006 wireless mouse, covering setup, features, troubleshooting, warranty, and safety. Learn about DPI settings, battery life, and connectivity.</p>
	<p>TECKNET Wireless Doorbell HWD01806/HWD01816 User Manual & Installation Guide</p> <p>Comprehensive user manual and installation guide for the TECKNET wireless doorbell system, models HWD01806 and HWD01816. Learn how to install, pair, operate, and troubleshoot your doorbell.</p>