

Kungfuking Power Socket

Kungfuking Pop Up Outlet Socket Instruction Manual

Model: Power Socket

[Introduction](#) [Overview](#) [Safety](#) [Contents](#) [Installation](#) [Operation](#) [Maintenance](#)
[Troubleshooting](#) [Specifications](#) [Support](#)

1. INTRODUCTION

This manual provides essential information for the safe and effective use of your Kungfuking Pop Up Outlet Socket. Please read these instructions thoroughly before installation and operation, and retain them for future reference.

The Kungfuking Pop Up Outlet Socket is designed to provide convenient power access on tabletops, helping to maintain a clean and efficient workspace or living area. Its retractable design allows it to be hidden when not in use, reducing clutter.

2. PRODUCT OVERVIEW

The Pop Up Outlet Socket features multiple power and charging ports in a compact, retractable design. It is suitable for various environments including kitchens, offices, conference rooms, and RVs.

Key Features:

- **3 US Standard AC Outlets:** Provides power for various appliances.
- **2 USB-A Charging Ports:** For charging mobile devices.
- **Retractable Design:** Easily extends for use and retracts for storage.
- **Built-in Surge Protector:** Offers protection for connected electronics.
- **Durable Construction:** Features a superior metal housing and ABS+PC flame-resistant material.
- **Grounding Protection:** Enhanced safety feature.



Figure 2.1: The Kungfuking Pop Up Outlet Socket in its retracted state, showing the top button and the main body.

Multiple Charging Ports for Your Device

Keep the desktop neat & tidy

Large spacing sockets accommodate both adapters
& AC plugs simultaneously



Figure 2.2: The pop-up outlet in an extended position, actively charging a laptop, smartphone, and wireless earbuds, demonstrating its multiple charging capabilities.

Delicate Pop up Outlet

3 AC outlet 1875W 2 USB A 5V/2.1A

Superior metal housing

ABS+PC flame resistant material

Grounding protection

16AWG copper wire

The wire comes at the bottom



Figure 2.3: A detailed internal view of the pop-up outlet, highlighting its robust construction with superior metal housing, ABS+PC flame-resistant material, grounding protection, and 16AWG copper wire.

3. SAFETY INFORMATION

Please observe the following safety precautions to prevent injury or damage to the product:

- Do not exceed the maximum power rating of 15A / 125V.
- Ensure proper grounding during installation.
- Do not disassemble or modify the unit.
- Keep away from water and excessive moisture.
- This product is intended for indoor use only.
- Ensure the installation surface is stable and can support the unit.
- Keep children away from the unit during operation.

4. PACKAGE CONTENTS

Verify that all items are present in the package:

- 1 x Kungfuking Pop Up Outlet Socket



Figure 4.1: The Pop Up Outlet Socket shown with its integrated 6-foot, 16AWG power cord, ready for connection to a power source.

5. INSTALLATION (SETUP)

Follow these steps to install your Pop Up Outlet Socket:

1. **Prepare the Surface:** Ensure the installation surface (e.g., countertop, desk) is clean and clear. Verify there is at least 11.4 inches of clear space underneath the table for the unit to retract fully.
2. **Mark the Cutout:** Use the provided ring lock as a template to mark the exact location for the hole. The required hole size is approximately 3.15 inches (80mm) in diameter.
3. **Cut the Hole:** Carefully cut a 3.15 inch (80mm) diameter hole in the marked location.
4. **Insert the Unit:** Place the pop-up outlet vertically into the cut hole.
5. **Secure the Unit:** From underneath the surface, tighten the locking ring along the thread until the unit is securely fastened.



Figure 5.1: Visual guide for installation, showing how to mark the cutout, create the 3.15 inch (80mm) hole, and secure the socket with the locking ring.

6. OPERATING INSTRUCTIONS

Extending the Outlet:

To extend the outlet, gently press down on the top cap. The unit will pop up, revealing the AC outlets and USB ports.

Retracting the Outlet:

To retract the outlet, push down on the top cap until it locks into its recessed position, flush with the surface.

Using the Ports:

- Plug your devices into the 3 US standard AC outlets.
- Connect your USB-compatible devices to the 2 USB-A ports for charging.

15A/1875W High Power AC Charging 10W convenient USB A charging



Figure 6.1: Illustration of the simple press-down mechanism to extend and retract the pop-up outlet, highlighting its ease of use.

7. MAINTENANCE

- **Cleaning:** Wipe the exterior with a soft, dry cloth. Do not use abrasive cleaners or solvents. Ensure the unit is unplugged before cleaning.
- **Inspection:** Periodically check the power cord and the unit for any signs of damage. If damage is found, discontinue use and contact support.
- **Mechanism Care:** Keep the pop-up mechanism free from debris to ensure smooth operation.

8. TROUBLESHOOTING

Problem	Possible Cause	Solution
---------	----------------	----------

Problem	Possible Cause	Solution
No power from outlets/USB ports	Unit not plugged in; circuit breaker tripped; internal fault.	Ensure the unit's power cord is securely plugged into a live wall outlet. Check your home's circuit breaker. If the issue persists, contact support.
Unit does not pop up/retract smoothly	Obstruction in mechanism; debris in the hole; improper installation.	Check for any obstructions around or within the mechanism. Ensure the installation hole is clear. Verify the locking ring is not overtightened or misaligned.
Devices not charging via USB	USB cable faulty; device not compatible; device requires more power than available.	Try a different USB cable or device. Ensure the device's power requirements are within the USB port's specifications (5V/2.1A).

9. SPECIFICATIONS

- **Brand:** Kungfuking
- **Model Number:** Power Socket
- **ASIN:** B010EY1O88
- **AC Outlets:** 3 US Standard
- **USB Ports:** 2 x USB-A (5V/2.1A)
- **Power Output:** 15A / 125V / 1875W
- **Cable Length:** 6 Feet (16AWG)
- **Product Dimensions:** 13.7 x 4.8 x 4.3 inches (Extended)
- **Weight:** 1.55 Pounds
- **Required Hole Size:** 3.15 inches \pm 0.1 inches (80mm \pm 0.3cm)
- **Color:** Black
- **Manufacturer:** Kungfuking
- **First Available Date:** June 26, 2015

Pop up Outlet for Kitchen Countertop



2 x USB A 5V/2.1A

ETL Listed

16AWG Cord






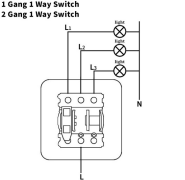
3AC Outlets
15A/1875W

Figure 9.1: The pop-up outlet integrated into a kitchen countertop, displaying its features including 2 USB A ports (5V/2.1A), ETL listing, 16AWG cord, and 3 AC outlets (15A/1875W).

10. WARRANTY AND SUPPORT

For warranty information or technical support, please refer to the product packaging or contact Kungfuking customer service directly. Contact details are typically available on the manufacturer's official website or through your purchase platform.

Please have your product model number (Power Socket) and ASIN (B010EY1O88) ready when contacting support.

	<p>Kungfuking LED Electronic Clock with Wireless Vibrator - User Manual</p> <p>User manual for the Kungfuking LED Electronic Clock. This device features a wireless bed shaker vibrator, dual alarms, snooze function, and integrated charging with 2 AC outlets and 3 USB ports. Includes specifications, setup instructions, and operational guidance for time, alarm, DST, and brightness settings.</p>
	<p>SCHÜTTE 03074 Retractable Built-in Socket Installation Guide</p> <p>Comprehensive installation instructions for the SCHÜTTE 03074 retractable built-in socket, including technical specifications, safety warnings, and mounting steps.</p>
	<p>LEYTON Motorised Pop-Up Socket POW-6M1/POW-6M1-B: Features, Installation, and Safety Guide</p> <p>Detailed guide for the LEYTON Motorised Pop-Up Socket (POW-6M1/POW-6M1-B). Learn about its key features including anti-pinch, anti-collision, USB/Type-C charging, wireless charging, installation steps, safety precautions, and LED indicator meanings.</p>
	<p>CHiLiTec Retractable Socket Tower BEA13B - User Manual and Technical Data</p> <p>Comprehensive user manual and technical specifications for the CHiLiTec BEA13B retractable socket tower, featuring 3 sockets and 1 USB-A/USB-C port. Includes safety instructions, installation guide, operation details, cleaning and care, disposal information, and technical data.</p>
	<p>ANNQUAN Pop Up Countertop Outlet User Manual 4 AC, 2 USB, Wireless Charging</p> <p>Comprehensive user manual for the ANNQUAN Pop Up Countertop Outlet. Learn about installation, specifications, and features including 4 AC outlets, 2 USB ports, and 15W wireless charging for kitchens, offices, and more.</p>
	<p>WESA MZ-05-YIN: Silvery 2-Socket Outdoor Wall Outlet Product Overview</p> <p>Explore the WESA MZ-05-YIN, a durable silvery outdoor electrical outlet featuring two sockets. Designed for wall surface mounting, this flame-retardant plastic socket provides reliable power for exterior applications. Learn about its specifications and features.</p>