

## Superior Electronics SUPTUB002

# Superior Electronics Freedom 2in1 Universal Remote Control User Manual

Model: SUPTUB002 | Brand: Superior Electronics

## INTRODUCTION

The Superior Electronics Freedom 2in1 is a universal programmable remote control designed to operate up to two different audio/video devices. This manual provides comprehensive instructions for setup, operation, maintenance, and troubleshooting to ensure optimal performance and longevity of your device.

## SAFETY INFORMATION

- Do not expose the remote control to direct sunlight, heat sources, or extreme temperatures.
- Avoid dropping the remote control or subjecting it to strong impacts.
- Do not immerse the remote control in water or any other liquid.
- Keep batteries out of reach of children. If swallowed, seek immediate medical attention.
- Dispose of used batteries according to local regulations.

## PACKAGE CONTENTS

Please verify that all items are present in the package:

- Superior Electronics Freedom 2in1 Universal Remote Control
- USB-C Cable for programming
- User Manual (this document)

## SETUP

### 1. Battery Installation

The remote control requires two AAA batteries (not included). To install:

- Open the battery compartment cover on the back of the remote control.
- Insert two AAA batteries, ensuring correct polarity (+ and -).
- Close the battery compartment cover securely.

### 2. Programming Your Remote Control

The Superior Electronics Freedom 2in1 remote control is programmable via a computer using the included USB-C cable and Superior's dedicated software. This allows for quick and accurate setup for a wide range of devices.

1. **Download Software:** Visit the official Superior Electronics website to download the latest programming software for your Freedom 2in1 remote.
2. **Connect Remote:** Connect the remote control to your computer using the provided USB-C cable.
3. **Launch Software:** Open the Superior programming software on your computer.
4. **Select Device:** Follow the on-screen instructions to select the brand and model of the device you wish to control (e.g., TV, SAT, DVD, Soundbar). The software utilizes a leading European database with over 260,000 compatible devices.
5. **Program:** Initiate the programming process. Programming is typically completed in less than one minute by double-clicking the desired brand and model within the software.
6. **MAP Function:** The dedicated MAP function allows you to recover the original remote control functions on the Superior Freedom keypad, ensuring all original functionalities are available.



Image: Programming the Freedom 2in1 remote using the Superior Electronics software on a computer.



Image: The included USB-C cable used for connecting the remote to a computer for programming.

## OPERATING INSTRUCTIONS

Once programmed, your Superior Electronics Freedom 2in1 remote control is ready for use. It can control up to two devices, such as TVs, Smart TVs, decoders, DVD players, projectors, and soundbars.





Image: Front view of the Superior Electronics Freedom 2in1 Universal Remote Control, showing all buttons.

### Button Functions Overview:

- **POWER:** Turns the selected device on or off.
- **MUTE:** Mutes or unmutes the audio.
- **TV / SAT:** Selects the device to be controlled (e.g., TV or Satellite receiver).
- **MENU / EXIT:** Accesses or exits the device's menu.
- **SHIFT:** Activates secondary functions of certain buttons.
- **0-9:** Number buttons for direct channel input.
- **SOURCE:** Changes the input source on your TV.
- **+/-:** Adjusts channel up/down or navigates through menus.
- **SIZE / SETUP / SUBT.:** Specific functions depending on the device.
- **Volume (V+/-) / Channel (P+/-):** Adjusts volume and changes channels.
- **Navigation (Up, Down, Left, Right, OK):** Navigates through menus and confirms selections.
- **BACK / SLEEP / TV/DTV:** Returns to previous screen, sets sleep timer, or switches between TV/Digital TV modes.
- **INFO / EPG / FAV:** Displays information, Electronic Program Guide, or Favorite channels.
- **NET TV / SMART TUBE / SMART VIDEO:** Dedicated buttons for smart TV applications.
- **Color Buttons (Red, Green, Yellow, Blue):** Used for specific functions within menus or smart TV apps.

The maximum operating range of the remote control is 10 meters.

## MAINTENANCE

---

### Cleaning

To clean the remote control, use a soft, dry cloth. Do not use abrasive cleaners, solvents, or chemical agents, as these may damage the surface or internal components.

### Battery Replacement

When the remote control's performance diminishes or it stops responding, it is likely time to replace the batteries. Follow the battery installation steps outlined in the Setup section.

## TROUBLESHOOTING

---

- **Remote not responding:** Ensure batteries are correctly inserted and not depleted. Replace batteries if necessary.

- **Device not controlling:** Verify that the remote is pointed directly at the device's IR receiver. Ensure there are no obstructions between the remote and the device.
- **Incorrect functions:** The remote may not be programmed correctly for your specific device model. Re-program the remote using the Superior Electronics software and ensure you select the correct brand and model.
- **Limited functionality:** If some functions are missing, use the MAP function in the programming software to ensure all original remote functions are mapped to the Freedom 2in1.

If issues persist after following these steps, please contact Superior Electronics customer support.

**SPECIFICATIONS**

Model Number	SUPTUB002
Brand	Superior Electronics
Dimensions	23 x 5 x 1.5 cm
Weight	80 g
Batteries Required	2 x AAA (not included)
Connectivity	USB-C (for programming)
Maximum Devices Supported	2
Maximum Range	10 Meters
Compatible Devices	TVs, Smart TVs, Decoders, DVD players, Projectors, Soundbars, Hi-Fi systems



21 cm

5 cm

**2** Posibilidad de programar 2 dispositivos en el mando a distancia

Actualizaciones diarias para no quedar nunca obsoleto

Universal para adaptarse a cualquier aparato

Atención premium siempre disponible para los clientes

Funciones idénticas a las del mando original

Materiales de calidad seleccionados para garantizar fiabilidad y durabilidad

Programación sencilla gracias al software de Superior



Image: The Freedom 2in1 remote control with its approximate dimensions (21 cm length, 5 cm width) indicated.

## WARRANTY AND SUPPORT





Superior Electronics is committed to providing high-quality products and excellent customer service.

- **Software Updates:** Enjoy free and constant updates for your remote control's programming database, ensuring compatibility with new devices.
- **Customer Assistance:** Premium customer assistance is available 7 days a week to address any questions or issues you may encounter.

For further assistance, please visit the official Superior Electronics website or contact their customer support directly.

## Related Documents



	<p><a href="#">Superior Electronics Product Catalog: Remote Controls, TV Mounts, Smart Devices &amp; More</a></p> <p>Explore the comprehensive range of Superior Electronics products, including universal remote controls, programmable remotes, TV wall mounts, smart home devices, audio-video accessories, and alkaline batteries. Find the perfect solution for your home entertainment and automation needs.</p>
	<p><a href="#">Superior Electronics LG Voice Control Remote - Technical Specifications</a></p> <p>Technical specifications for the Superior Electronics LG Voice Control remote, a universal Bluetooth remote compatible with LG Smart TVs, featuring voice functions and direct access to streaming services.</p>
	<p><a href="#">Superior Electronics Hotel TV Remote Control Datasheet</a></p> <p>Datasheet for the Superior Electronics Hotel TV remote control, featuring professional programmable functions, compatibility with over 260,000 models, and available in black and white versions. Includes specifications, features, and product codes.</p>
	<p><a href="#">Superior Electronics 43-90 Tilt Extra Slim TV Wall Mount Installation Guide</a></p> <p>Comprehensive installation guide for the Superior Electronics 43-90 Tilt Extra Slim TV Wall Mount. Includes safety warnings, parts list, step-by-step assembly instructions, and maintenance tips for VESA compatible TVs up to 90 inches and 70kg.</p>


Documents - Superior Electronics – SUPTUB002



[Superior Electronics Product Catalog: Remote Controls, TV Mounts, Smart Devices & More](#)

Explore the comprehensive range of Superior Electronics products, including universal remote controls, programmable remotes, TV wall mounts, smart home devices, audio-video accessories, and alkaline batteries. Find the perfect solution for your home entertainment and automation needs.

lang:it **score:28** filesize: 13.4 M page\_count: 44 document date: 2021-03-26



[\[pdf\] Instructions Datasheet Dimension Guide](#)

Freedom TypeC DataSheet EN Data Sheets Superior Electronics superior electronics website 398 datasheet 40792 freedom typec en ||| REMOTE CONTROLS D ATA S H E E T FREEDOM USB TYPE-C TYPE Remote Controls Consumer ITEM Freedom USB ... B Cable, instructions, CONTENT guarantee 1IN1 2IN1 4IN1 CODE SUPTUB001 BARCODE 8054242080216 CODE **SUPTUB002** BARCODE 8054242080223 CODE SUPTUB003 BARCODE 8054242080124 SUPERIOR-ELECTRONICS.COM Super...

lang:en **score:24** filesize: 1.36 M page\_count: 3 document date: 2024-09-12



[pdf] Datasheet

Download Freedom USB Type C Superior Electronics TypeC DataSheet IT superior electronics website

398 datasheet 40791 freedom typec it |||

REMOTE CONTROLS D ATA S H E E T FREEDOM USB TYPE-C CATEGORIA Telecomandi Consumer PRODOTTO Freed ... truzioni, CONFEZIONE garanzia 1IN1 2IN1 4IN1 CODICE SUPTUB001 CODICE A BARRE 8054242080216 CODICE **SUPTUB002** CODICE A BARRE 8054242080223 CODICE SUPTUB003 CODICE A BARRE 8054242080124 SUPERIOR-ELECT...

lang:it score:24 filesize: 1.36 M page\_count: 3 document date: 2024-09-12



[pdf] Catalog

5000 codici Superior Electronics TO USE Tastiera aggiornata con tasti Smart e nuovo tasto NET TV 11

SUPCU005 AirCo SIMPLE SETUP LED LIGHT IN 1 QUICK BR AN D Missing: Catalogo-Superior-Electronics "; filename\* UTF-8"Catalogo-Superior-Electronics superior-electronics website download 406 catalogo-it 27081 catalogo-superior-electronics\_\_it\_12oct2020

PRODOTTI TELECOMANDI Universali Freedom 1in1, 2in1, 4in1 Smart IR Universale SUPiTPB001 Superior S ... A non incluse CARTONE: 40 pezzi blister o 120 pezzi sfuso nero bianco con blister SUPTUB001 **SUPTUB002** SUPTUB003 SUPTUW001 SUPTUW002 SUPTUW003 sfuso SUPTUB007 SUPTUB008 SUPTUB009 SUPTUW007 SUP...

lang:it score:12 filesize: 13.45 M page\_count: 44 document date: 2021-03-26