

Casio MTP-V004L-7AUDF

Casio MTP-V004L-7A Men's Standard Analog Watch User Manual

INTRODUCTION

This manual provides essential information for the proper use and maintenance of your Casio MTP-V004L-7A Men's Standard Analog Watch. Please read this manual thoroughly to ensure optimal performance and longevity of your timepiece. Keep this manual for future reference.

PRODUCT OVERVIEW

The Casio MTP-V004L-7A is a classic analog watch featuring a stainless steel case, a silver dial, and a genuine leather band. It includes a date display function and is designed for everyday wear.



Image: The Casio MTP-V004L-7A watch, showcasing its silver dial with black hour markers, three hands, a date window at the 3 o'clock position, a silver-tone stainless steel case, and a black genuine leather strap.

SETUP

Setting the Time

1. Pull the crown out to the second click (position 2).
2. Rotate the crown to move the hour and minute hands to the desired time. When setting the minute hand, advance it four or five minutes past the desired time, then turn it back to the desired time.
3. Push the crown back in to the normal position (position 0) to start timekeeping.

Setting the Date

1. Pull the crown out to the first click (position 1).
2. Rotate the crown to set the date. Ensure the date changes correctly for AM/PM. If the date changes during the day, advance the time by 12 hours.
3. Push the crown back in to the normal position (position 0).

Note: Avoid setting the date between 9:00 PM and 1:00 AM, as this may interfere with the automatic date change mechanism.

OPERATING

Timekeeping

Once the time is set, the watch will accurately display the current hour, minute, and second. The date will automatically advance at midnight.

Water Resistance (30 Meters)

This watch is water resistant to 30 meters (3 ATM). This means it is suitable for everyday use and can withstand splashes or brief immersion in water. It is **not** suitable for swimming, showering, or diving. Avoid operating the crown while the watch is wet.

MAINTENANCE

Cleaning the Watch

- Wipe the watch case and crystal with a soft, dry cloth to remove dirt and moisture.
- For the leather band, wipe gently with a slightly damp cloth and allow it to air dry completely. Avoid excessive moisture.

Battery Replacement

The watch is powered by one Lithium Metal battery. When the watch stops or the second hand moves erratically, it indicates a low battery. Battery replacement should be performed by a qualified watch technician to ensure proper sealing and water resistance.

General Precautions

- Avoid exposing the watch to extreme temperatures, direct sunlight for prolonged periods, or strong magnetic fields.
- Do not expose the watch to strong impacts.
- Keep the watch away from solvents, detergents, perfumes, and cosmetics, as these can damage the case, band, or gaskets.

TROUBLESHOOTING

Problem	Possible Cause	Solution
Watch stops or runs intermittently	Low battery; Crown not fully pushed in.	Replace battery (professional service recommended); Push crown fully into normal position.

Problem	Possible Cause	Solution
Incorrect time or date	Time/date not set correctly; Crown accidentally pulled out.	Reset time and date as per 'Setup' instructions; Ensure crown is fully pushed in.
Condensation inside watch crystal	Exposure to extreme temperature changes; Water ingress.	If minor, it may clear. If persistent or severe, seek professional inspection immediately to prevent damage.

SPECIFICATIONS

- **Model Number:** MTP-V004L-7AUDF
- **Module:** 1333
- **Movement:** Precise Japan Quartz Movement
- **Accuracy:** +/-20 seconds per month
- **Case Material:** Stainless Steel
- **Band Material:** Genuine Leather
- **Crystal:** Mineral Crystal
- **Display:** 3-Hand Analog Display with Date Function
- **Case Size:** 41.5 mm Diameter, 8.3 mm Thickness
- **Water Resistance:** 30 Meters (3 ATM)
- **Battery:** 1 Lithium Metal battery (included)
- **Product Dimensions:** 2.36 x 4.25 x 4.17 inches
- **Weight:** 1.8 ounces

WARRANTY INFORMATION





Your Casio watch is covered by a limited warranty. The terms and conditions of the warranty are typically provided with your purchase or can be found on the official Casio website. Please retain your proof of purchase for warranty claims. The warranty generally covers manufacturing defects but does not cover damage resulting from improper use, accidents, or unauthorized repairs.

SUPPORT

For further assistance, technical support, or service inquiries regarding your Casio MTP-V004L-7A watch, please contact Casio customer service or visit the official Casio website. You may find contact information on your warranty card or by searching for "Casio customer support" online.

Casio Official Website: www.casio.com

Related Documents

	<p>Casio AQW-100, MTP-1298 Watch User Manual - Features, Settings, and Care</p> <p>Comprehensive user manual for Casio watches Module No. 5028, covering models AQW-100 and MTP-1298. Learn about timekeeping, alarms, stopwatch, water resistance, and maintenance.</p>
	<p>Casio AW-22 Watch User Manual: Features and Operation</p> <p>Comprehensive guide to operating the Casio AW-22 watch module QW-725, covering time setting, alarms, timer, stopwatch, and other functions.</p>
	<p>CASIO MTP-1326/1353 Watch User Manual - Module 5228</p> <p>Comprehensive user guide for the CASIO MTP-1326/1353 watch (Module 5228). Covers essential care, water resistance guidelines, setting time and date, using the rotating bezel, and technical specifications.</p>
	<p>Casio LAW-21 Модуль 2789: Руководство пользователя и характеристики</p> <p>Полное руководство пользователя для часов Casio LAW-21 (Модуль 2789). Содержит инструкции по эксплуатации, уходу, описания режимов работы (текущее время, мировое время, таймер, секундомер, будильник) и технические характеристики.</p>