

Ultimate Ears ROLL

Ultimate Ears ROLL Wireless Mobile Bluetooth Speaker Instruction Manual

Model: ROLL (984-000517)

INTRODUCTION

The Ultimate Ears ROLL is a powerful, portable wireless Bluetooth speaker designed for robust use in various environments. It delivers 360-degree sound with deep bass and features a waterproof and shockproof design, making it suitable for outdoor adventures and poolside enjoyment. This manual provides essential information for setting up, operating, maintaining, and troubleshooting your UE ROLL speaker.



Image: Front view of the Ultimate Ears ROLL speaker in Sugarplum color, featuring prominent yellow plus and minus symbols for volume control.

SETUP

1. Charging the Speaker

Before initial use, fully charge your UE ROLL speaker. The charging port is located on the back of the speaker, protected by a waterproof flap.

1. Locate the waterproof flap on the back of the speaker.
2. Carefully open the flap to reveal the micro USB charging port.
3. Connect the provided micro USB cable to the speaker and a compatible USB power source.
4. Allow the speaker to charge until the charging indicator light shows a full charge. A full charge typically takes less than an hour with a 2A charger.
5. Ensure the waterproof flap is securely closed after charging to maintain water resistance.



Image: Rear view of the UE ROLL speaker with the protective flap opened, revealing the micro USB charging port and auxiliary input.

2. Bluetooth Pairing

The UE ROLL can pair with up to 8 Bluetooth devices.

1. Press the power button on the back of the speaker to turn it on.
2. Press and hold the Bluetooth button (located near the power button) until you hear an audible tone, indicating the speaker is in pairing mode.
3. On your mobile device (smartphone, tablet, or computer), navigate to the Bluetooth settings.
4. Select "UE ROLL" from the list of available devices to complete the pairing process.

3. UE ROLL Companion App

Enhance your speaker experience by downloading the UE ROLL companion app, available for Apple and Android mobile devices. The app allows for equalizer adjustments, volume control, power management, pairing with a second UE speaker for stereo or dual sound, and firmware updates.

OPERATING INSTRUCTIONS

Controls

The UE ROLL features simple, intuitive controls:

- **Volume Up/Down:** Large '+' and '-' symbols on the front of the speaker control the volume.
- **Power Button:** Located on the back of the speaker.
- **Bluetooth Pairing Button:** Located on the back, near the power button.

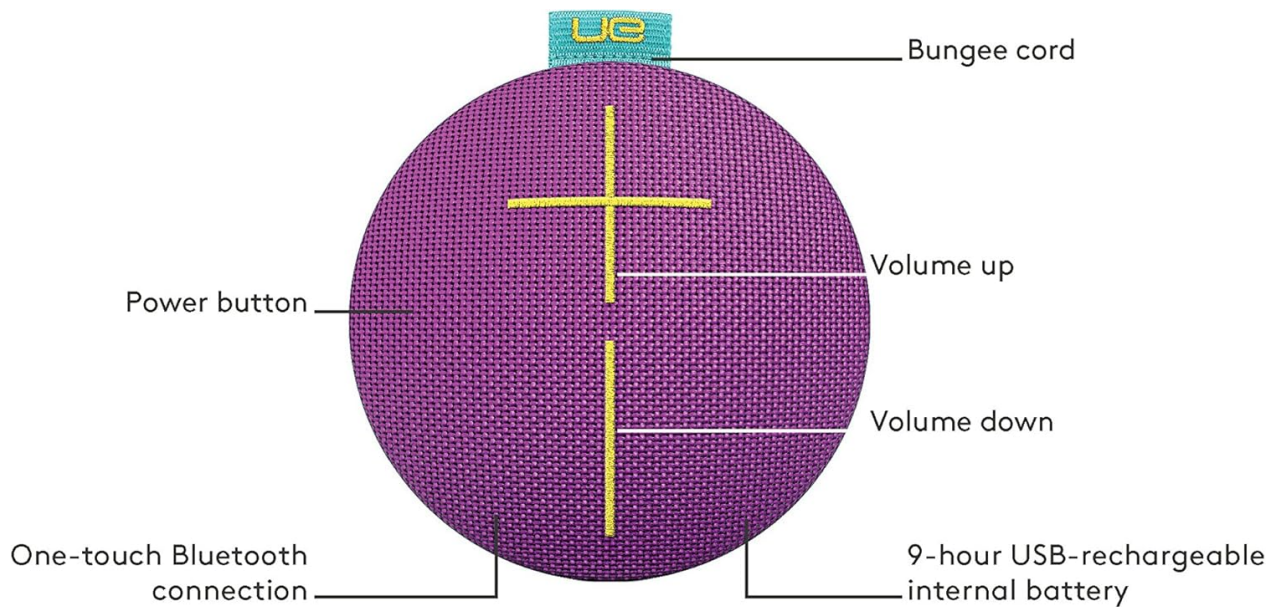


Image: Diagram illustrating the power button, one-touch Bluetooth connection button, and the large volume up/down controls on the speaker's surface.

Special Features

- **Waterproof (IPX7 Rated):** The speaker is designed to withstand immersion in water up to 1 meter for 30 minutes. Ensure all ports are securely sealed by the waterproof flap before exposing the speaker to water. The speaker also floats, allowing for music playback in water.
- **Bungee Cord:** The integrated marine-grade bungee cord allows you to attach the speaker to various objects like bikes, backpacks, or shower rods.
- **Double Up:** Use the UE ROLL app to pair your speaker with another Ultimate Ears speaker for enhanced sound, either in stereo or dual mode.
- **Multi-Host:** Two different devices can be paired to the speaker simultaneously, allowing for seamless music control between users.
- **Battery Level Check:** Press the '+' and '-' volume buttons simultaneously to hear an audible announcement of the current battery charge level in 10% increments.
- **Alarm Function:** Set an alarm through the UE ROLL app to play your favorite music from a streaming service.



FEATURES

00:00 / 00:00



Pair up to
8 bluetooth devices



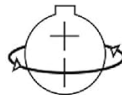
9 hours battery life



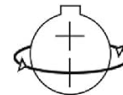
More awesome
with an App



IPX7 rated Waterproof
up to 1m for up to 30 min



Maximum sound
level : 85 dBA



Two Drivers and
Two 3/4 tweeters

Image: Infographic highlighting the UE ROLL's features, including IPX7 waterproofing, 9-hour battery life, app integration, and 360-degree sound from two drivers and two tweeters.

Official Product Video

Video: An official product video showcasing the Ultimate Ears ROLL speaker's durability and versatility in various outdoor and water-based activities, highlighting its waterproof and portable design.

MAINTENANCE

- **Cleaning:** The speaker can be cleaned with warm, soapy water. Ensure the waterproof flap covering the ports is securely closed before cleaning.
- **Waterproof Flap:** Regularly inspect the waterproof flap for any signs of wear or damage. Ensure it forms a tight seal when closed to maintain the speaker's water resistance. Avoid excessive force when opening or closing the flap to prevent damage.
- **Firmware Updates:** Keep your speaker updated with the latest firmware via the UE ROLL companion app to ensure optimal performance and access to new features.

TROUBLESHOOTING

- **No Power:** Ensure the speaker is fully charged. Connect it to a power source and allow it to charge for at least 30 minutes before attempting to power on again.
- **Bluetooth Connectivity Issues:**
 - Ensure the speaker is in pairing mode (audible tone after pressing the Bluetooth button).
 - Check that Bluetooth is enabled on your mobile device.
 - Move the speaker closer to your device; the maximum wireless range is 65 feet.
 - Forget the device from your phone's Bluetooth settings and attempt to re-pair.
 - Restart both the speaker and your mobile device.
- **Sound Distortion at High Volume:** While the speaker is designed for clear sound, some distortion may

occur at maximum volume levels, especially with certain audio tracks. Try reducing the volume slightly.

- **Reduced Battery Life:** Battery performance can degrade over time with extensive use. Ensure the speaker is fully charged before each use. Environmental conditions and usage patterns can also affect battery life.

SPECIFICATIONS

Feature	Detail
Model Name	ROLL
Item Model Number	984-000517
Brand	Ultimate Ears
Speaker Type	Outdoor
Special Feature	Waterproof
Recommended Uses	Music
Compatible Devices	iPhone, Android
Surround Sound Channel Configuration	1.0
Color	Sugarplum
Included Components	Speaker, Battery, Bungee Cord
Item Weight	11.7 ounces (331.7 g)
Water Resistance Level	Waterproof (IPX7)
Maximum Range	65 Feet (Bluetooth)
Control Method	App
Wireless Communication Technology	Bluetooth
Speaker Size	14.1 Centimeters (Diameter)
Power Source	Battery Powered (1 A battery included)
Audio Driver Type	Dynamic Driver
Speaker Maximum Output Power	25 Watts
Product Dimensions	5.3 x 5.3 x 1.6 inches
Date First Available	June 16, 2015

WARRANTY INFORMATION






The Ultimate Ears ROLL speaker comes with a Limited Warranty. For specific terms and conditions, please refer to the warranty documentation included with your product or visit the official Ultimate Ears support website.

SUPPORT

For further assistance, technical support, or product inquiries, please contact Ultimate Ears customer service:

- **Phone:** 646-454-3200
- **Online Support:** Visit the [Ultimate Ears Store on Amazon](#) for product information and support resources.

Related Documents - ROLL

	<p>Ultimate Ears BOOM User Guide: Features, Pairing, and Support</p> <p>Comprehensive guide to the Ultimate Ears BOOM speaker, covering getting started, connecting via Bluetooth and NFC, power management, double up features, alarm, speakerphone functionality, and support resources.</p>
	<p>Ultimate Ears WONDERBOOM User Manual</p> <p>User manual for the Ultimate Ears WONDERBOOM portable waterproof Bluetooth speaker, detailing setup, pairing, music control, multi-host, battery check, and charging instructions.</p>
	<p>Ultimate Ears HYPERBOOM Portable Bluetooth Speaker: User Guide and Features</p> <p>Comprehensive guide to connecting, setting up, and using your Ultimate Ears HYPERBOOM portable Bluetooth speaker. Learn about pairing, Party Up, Double Up, playback controls, and volume management.</p>
	<p>Ultimate Ears Wonderboom 3 Getting Started Guide</p> <p>A comprehensive guide to getting started with the Ultimate Ears Wonderboom 3 portable wireless Bluetooth speaker, covering power, pairing, music control, charging, battery level, double-up mode, and multi-host connectivity.</p>
	<p>Ultimate Ears WONDERBOOM User Manual: Quick Start Guide</p> <p>Learn how to set up, connect, and use your Ultimate Ears WONDERBOOM portable waterproof Bluetooth speaker. This guide covers powering on, pairing, music playback, multi-host features, battery checks, and charging.</p>

[Ultimate Ears Boom 3 Portable Waterproof Bluetooth Speaker User Manual](#)

User manual for the Ultimate Ears Boom 3 portable waterproof Bluetooth speaker, covering setup, connectivity, power management, double up, multi-host, alarm, speakerphone features, and support.