

Manuals+

[Q & A](#) | [Deep Search](#) | [Upload](#)

[manuals.plus](#) /

› [KRACK](#) /

› [Krack Happy Feet Heel Repair Cream User Manual](#)

KRACK Happy Feet Heel Repair Cream

Krack Happy Feet Heel Repair Cream User Manual

Brand: **KRACK** | Model: **Happy Feet Heel Repair Cream**

PRODUCT OVERVIEW

Krack Happy Feet repairs and relieves dry skin disorders such as rough and cracked heels, chapped hands, fissures, and chilblains. It also assists in the healing of minor burns, cuts, and wounds. This cream is specially formulated to provide effective relief from sore, cracked heels and hardened soles. Krack Happy Feet Heel Repair is fortified with the healing power of 7 herbs, which help to soften cracked and rough skin.



This image displays the product packaging for Krack Happy Feet Heel Repair Cream. The top portion of the packaging features 'Before' and 'After' images of a heel, illustrating the cream's effectiveness on cracked skin. The packaging also prominently states 'Antiseptic Cream to relieve severely damaged and cracked heels' and 'with the HEALING POWER OF 7 HERBS'. The main product name 'Krack happy feet Heel REPAIR' is visible, along with descriptors 'MOISTURISES • HEALS • SOOTHES' and 'SPECIALIST HEEL CARE CREAM'.

KEY FEATURES AND BENEFITS

- **Heel Repair:** Moisturizes, heals, and soothes dry, rough, and cracked heels.
- **Specialist Care:** An antiseptic cream designed to relieve severely damaged and cracked heels.
- **Multi-purpose Relief:** Repairs and relieves dry skin, cracked heels, and chapped hands.
- **Aids in Healing:** Effective for fissures, chilblains, and minor burns.
- **Natural Formulation:** Fortified with the best of Indian herbs and Ayurvedic principles.

USAGE INSTRUCTIONS

Preparation

1. Ensure the affected area (heels, hands, etc.) is clean and dry before application.
2. For best results on severely cracked heels, gently clean the area and remove any loose, dead skin if necessary.

Application

1. Take a small amount of Krack Happy Feet Heel Repair Cream onto your fingertips.
2. Gently massage the cream into the affected skin until it is fully absorbed.
3. Apply 2-3 times a day, or as directed by a healthcare professional.
4. For optimal results, especially on heels, consider applying before bedtime and wearing cotton socks to help with absorption.

MAINTENANCE AND STORAGE

- Store the cream in a cool, dry place, away from direct sunlight.
- Ensure the cap is tightly closed after each use to prevent drying out and contamination.
- Do not freeze.

TROUBLESHOOTING

Issue	Possible Cause / Solution
No immediate improvement in skin condition.	Consistent application is key. Significant improvement may take several days to a week, especially for severely cracked skin. Ensure you are applying 2-3 times daily as recommended.
Cream appears discolored or gritty.	While the cream has a natural color due to its herbal ingredients, any unusual discoloration or texture changes might indicate improper storage or product degradation. Discontinue use and contact the manufacturer if concerned.
Skin irritation or redness occurs.	Discontinue use immediately. While rare, some individuals may be sensitive to certain ingredients. Consult a healthcare professional if irritation persists.

PRODUCT SPECIFICATIONS

Specification	Detail
Brand	KRACK
Item Form	Cream
Skin Type	Dry
Age Range (Description)	Adult
Number of Items	1
UPC / GTIN	701647932456

Specification	Detail
ASIN	B00Y9FDKYK
Manufacturer	Krack
Package Dimensions	5 x 1.22 x 1.06 inches; 0.88 ounces

Safety Information and Warnings

- For external use only. Do not ingest.
- Avoid contact with eyes. In case of contact, rinse thoroughly with water.
- Do not apply on open wounds or severely broken skin without consulting a healthcare professional.
- Discontinue use if irritation, rash, or discomfort occurs and consult a doctor.
- Keep out of reach of children.
- If pregnant or breastfeeding, consult a doctor before use.

Warranty and Support



Specific warranty information for Krack Happy Feet Heel Repair Cream is not provided in this manual. For any product-related inquiries, concerns, or support, please contact the manufacturer directly using the contact information provided on the product packaging or their official website.





For general information, you may visit the [product page on Amazon](#).



© 2024 KRACK. All rights reserved. This manual is for informational purposes only.

Related Documents - Happy Feet Heel Repair Cream

	<p>Krack LH & GH/GL Series Unit Coolers: Technical Specifications and Features</p> <p>Detailed technical bulletin for Krack LH and GH/GL Series Unit Coolers, covering features, specifications, defrost methods, replacement parts, dimensional data, and wiring diagrams for refrigeration applications.</p>
	<p>KRACK KR Series Compact Unit Coolers Datasheet and Specifications</p> <p>Comprehensive datasheet for KRACK KR Series Compact Unit Coolers. Includes technical specifications, DOE/NRCan compliance matrix, model key, performance data, dimensions, fan motor and heater data, and wiring diagram information.</p>

	<p>Krack Monoblock R-290 Pre-Charged Refrigeration Systems Installation & Operation Manual</p> <p>Comprehensive installation and operation manual for Krack Monoblock R-290 pre-charged refrigeration systems. Covers safety, product overview, installation, operation, maintenance, and troubleshooting.</p>
	<p>Krack Monoblock R-290 (Propane) Installation & Operation Manual</p> <p>Comprehensive installation and operation manual for Krack Monoblock R-290 (Propane) pre-charged refrigeration systems. Covers safety, product overview, installation instructions, operation, maintenance, and troubleshooting.</p>
	<p>KRACK SM/SV Series Space Master Unit Coolers Installation and Operation Manual</p> <p>Detailed guide for installing, operating, and maintaining KRACK SM/SV Series Space Master Unit Coolers. Includes technical specifications, wiring diagrams, troubleshooting, and parts lists for HVAC professionals.</p>
	<p>Manual de Instalación y Operación de Sistemas de Refrigeración Pre-cargados Krack R-290</p> <p>Guía completa para la instalación, operación y mantenimiento de los sistemas de refrigeración Monobloque Krack R-290. Cubre seguridad, especificaciones del producto, procedimientos de instalación, y diagnóstico de problemas.</p>