

manuals.plus /

- › [Graco](#) /
- › [GRACO Nautilus 65 LX 3-in-1 Harness Booster Car Seat User Manual](#)

Graco 1949389

# GRACO Nautilus 65 LX 3-in-1 Harness Booster Car Seat

Brand: Graco | Model: 1949389

## PRODUCT OVERVIEW

The Graco Nautilus 65 LX 3-in-1 harness booster is designed to provide safety and comfort for your growing child, transitioning from toddler to youth. This versatile car seat adapts to your child's needs through three distinct modes of use, ensuring a secure fit as they grow.



The Graco Nautilus 65 LX 3-in-1 Harness Booster Car Seat, featuring a durable design and comfortable padding.

## KEY FEATURES

- **3-in-1 Harness Booster:** Adapts from a forward-facing harness (22-65 lb) to a highback booster (40-100 lb) and then to a backless booster (40-120 lb).
- **Simply Safe Adjust Harness System:** Allows the headrest and harness to adjust together in one motion, eliminating the need for rethreading.
- **Fuss-Free Harness Storage:** Conveniently holds the harness out of the way for easy child entry and exit.
- **Removable Body Support:** Provides additional comfort for smaller children.
- **Integrated Cup Holder and Storage:** Keeps drinks and small essentials within reach.
- **3-Position Recline:** Helps ensure a comfortable fit for your child and proper installation in your vehicle.
- **Steel Reinforced Frame:** Provides strength and durability.
- **Safe-Seat Engineered:** Rigorously tested to meet or exceed US safety standards, including side-impact testing and extreme car interior temperatures.



Overview of the Graco Nautilus 65 LX's key comfort and convenience features.

Your browser does not support the video tag.

Official product video demonstrating the Graco Nautilus 65 LX's features, including its 3-in-1 functionality, harness adjustments, and convenience aspects.

## OPERATING MODES

The Nautilus 65 LX offers three modes to accommodate your child's growth:

- **Forward-Facing Harness:** For children weighing 22-65 lb.
- **Highback Booster:** For children weighing 40-100 lb.
- **Backless Booster:** For children weighing 40-120 lb.

# 3 Modes of Use



**Forward-Facing Harness**  
22-65 lb



**Highback Booster**  
40-100 lb



**Backless Booster**  
40-120 lb

Visual representation of the three modes of use for the Nautilus 65 LX car seat.

## ADJUSTMENTS

### Simply Safe Adjust Harness System

The Simply Safe Adjust Harness System allows you to adjust the height of the harness and headrest simultaneously with one hand, ensuring a proper fit for your child without the hassle of rethreading the harness straps.

## Headrest & harness adjust together using no-rethread **SIMPLY SAFE ADJUST**



The Simply Safe Adjust Harness System simplifies fitting the car seat to your child.

### **3-Position Recline**

The car seat features a 3-position recline to help ensure a comfortable ride for your child and to assist with proper installation angles in various vehicles.



# 3

## POSITION RECLINE



Adjusting the 3-position recline for optimal comfort and fit.

### Fuss-Free Harness Storage

Integrated harness storage pockets keep the harness straps out of the way when placing your child in or taking them out of the seat, making transitions smoother.



## Fuss-free harness storage makes getting baby in and out easier

Fuss-free harness storage for easy access and convenience.

### Integrated Cup Holder and Storage

The car seat includes a built-in cup holder and a storage compartment, perfect for holding drinks, snacks, or small toys during travel.

## CARE AND MAINTENANCE

### Cleaning Instructions

- **Seat Cushion:** Machine-washable for easy cleaning.
- **Metal and Plastic Parts:** May be cleaned with mild soap and cool water.
- **Buckle:** May be cleaned with a damp cloth.
- **Harness Straps:** May be spot cleaned.
- **To Unbuckle Harness:** Lift the lever and pull the shoulder harness straps to loosen the harness. Tilt the top of the buckle toward the child's abdomen. Press in at the top of the red button. Pull tongues out of the buckle.
- **Harness Buckle Cleaning Process:** Turn the restraint over and push the retainer through the harness strap slot to remove the buckle from the car seat. Place the buckle in a cup of warm water

upside down and gently agitate the buckle, pressing the red button several times while it is in the water. Do not submerge the harness webbing and do not use soaps or lubricants, only rinse the harness buckle with warm water. Shake out the excess water and allow the harness buckle to air dry. Reattach the harness buckle into the same slot and re-check harness for correct installation according to the car seat manual before use.

Refer to your full manual for complete cleaning instructions and detailed care guidelines.

## Safety Information

The Graco Nautilus 65 LX is engineered with safety as a top priority, meeting and exceeding stringent safety standards.

### Safe-Seat Engineered

This car seat is Safe-Seat Engineered, meaning it has undergone rigorous testing to ensure safety. This includes testing for extreme car interior temperatures and meeting side-impact standards, exceeding the US car seat standard by 2 times.

### Steel Reinforced Frame & Expiration

The car seat features a steel reinforced frame for enhanced durability and safety. It also has a 10-year expiration from the date of manufacture, ensuring a long lifespan for safe use.

## Specifications

Specification	Value
Product Dimensions	18 x 20 x 28 inches
Item Model Number	1949389
Minimum Weight Recommendation (Harness)	22 Pounds
Maximum Weight Recommendation (Booster)	120 Pounds
Minimum Height Recommendation	27 Inches
Maximum Height Recommendation	57 Inches
Material Composition	Polyester
Number of Reclining Positions	3
Harness Type	5-Point
Item Weight	20.5 Pounds
Color	Matrix

## Troubleshooting



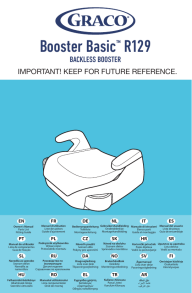


For common issues such as harness adjustment difficulties, installation concerns, or cleaning queries, please refer to the detailed troubleshooting section in the complete product manual. Many issues can be resolved by ensuring correct installation and proper use according to the instructions.



## WARRANTY AND SUPPORT

For specific warranty information, product registration, or to contact customer support, please visit the official Graco website or refer to the warranty section provided in your full product manual. Keeping your proof of purchase is recommended for any warranty claims.

### Related Documents - 1949389

	<p><a href="#">Graco Nautilus SnugLock Grow 3-in-1 Harness Booster Car Seat Instruction Manual</a></p> <p>Comprehensive instruction manual for the Graco Nautilus SnugLock Grow 3-in-1 Forward-Facing Harness Booster car seat. Learn about installation, features, safety warnings, and care.</p>
	<p><a href="#">Graco Booster Deluxe R129 Backless Booster Quick Start Guide</a></p> <p>Quick start guide for the Graco Booster Deluxe R129 backless booster car seat, detailing booster mode, installation, and correct seatbelt usage for children 135cm-150cm.</p>
	<p><a href="#">GRACO Booster Basic™ R129 Backless Booster - Owner's Manual and Installation Guide</a></p> <p>This is the owner's manual and installation guide for the GRACO Booster Basic™ R129 backless booster car seat, providing essential safety information, fitting instructions, and care guidelines for child vehicle safety.</p>
	<p><a href="#">Graco EverSure™ Lite Booster Seat: User Manual and Installation Guide</a></p> <p>Comprehensive user manual and installation guide for the Graco EverSure™ Lite R129 child booster seat. Includes safety instructions, fitting guide, care, and maintenance information.</p>
	<p><a href="#">Graco TurboBooster 2.0 Backless Booster Car Seat Instruction Manual</a></p> <p>Comprehensive instruction manual for the Graco TurboBooster 2.0 backless booster car seat, covering installation, use, safety, and care. Includes important warnings, features, vehicle compatibility, and cleaning instructions.</p>



Booster Max R129

800119

IMPORTANT! KEEP FOR FUTURE REFERENCE.



graco.com | graco.co.uk

### [Graco Booster Max R129 User Manual & Installation Guide](#)

Comprehensive user manual and installation guide for the Graco Booster Max R129 child car seat, covering safety, fitting, and maintenance. Learn how to properly install and use your Graco Booster Max R129 for optimal child safety.