

## SAUTER SPI4664B

# SAUTER Induction Cooktop

MODEL: SPI4664B

## Introduction

---

This manual provides essential information for the safe and efficient use of your SAUTER SPI4664B Induction Cooktop. Please read these instructions carefully before installation, operation, or maintenance. Keep this manual for future reference.

The SAUTER SPI4664B is a 7200W induction cooktop featuring a black glass surface and sensitive touch controls. It offers three cooking zones, including a versatile Horizons flexible zone, and an electronic timer for precise cooking.

## Safety Instructions

---

Your safety is paramount. Observe all warnings and instructions to prevent electric shock, fire, or injury.

- **Residual Heat Indicator:** An 'H' will flash in the display to indicate a hot cooking zone after use. Avoid touching the surface until the indicator disappears.
- **Centralized Lock:** Use the centralized lock function to prevent accidental activation, especially important for households with children.
- **Small Object Detection:** The cooktop is equipped with a system to detect small objects, preventing unintended heating.
- **Anti-Overflow:** The cooktop will automatically shut off if liquids overflow onto the control panel.
- **Auto-Stop System:** Cooking zones will automatically turn off after a prolonged period of inactivity.
- **Keypad Lock:** Lock the control panel to prevent accidental changes to settings during cooking or cleaning.
- **Automatic Detection:** The cooktop detects the presence of suitable cookware.
- **Anti-Overheating:** Internal sensors monitor the temperature to prevent overheating of the cooktop components.
- **Low Voltage Detection:** The system detects and reacts to abnormally low voltage conditions.

- **Incorrect Connection Detection:** The cooktop is designed to detect and signal issues with electrical connections.
- **Overvoltage Detection:** Protection against excessive voltage fluctuations.

Always ensure proper ventilation around the appliance. Do not store flammable materials near the cooktop. Use only induction-compatible cookware.



Image: Overview of the 10 safety features integrated into the SAUTER SPI4664B Induction Cooktop, including indicators for residual heat, small object detection, anti-overflow, and various electrical protections.

## Product Overview

The SAUTER SPI4664B Induction Cooktop features a sleek glass surface with three cooking zones and intuitive touch controls.

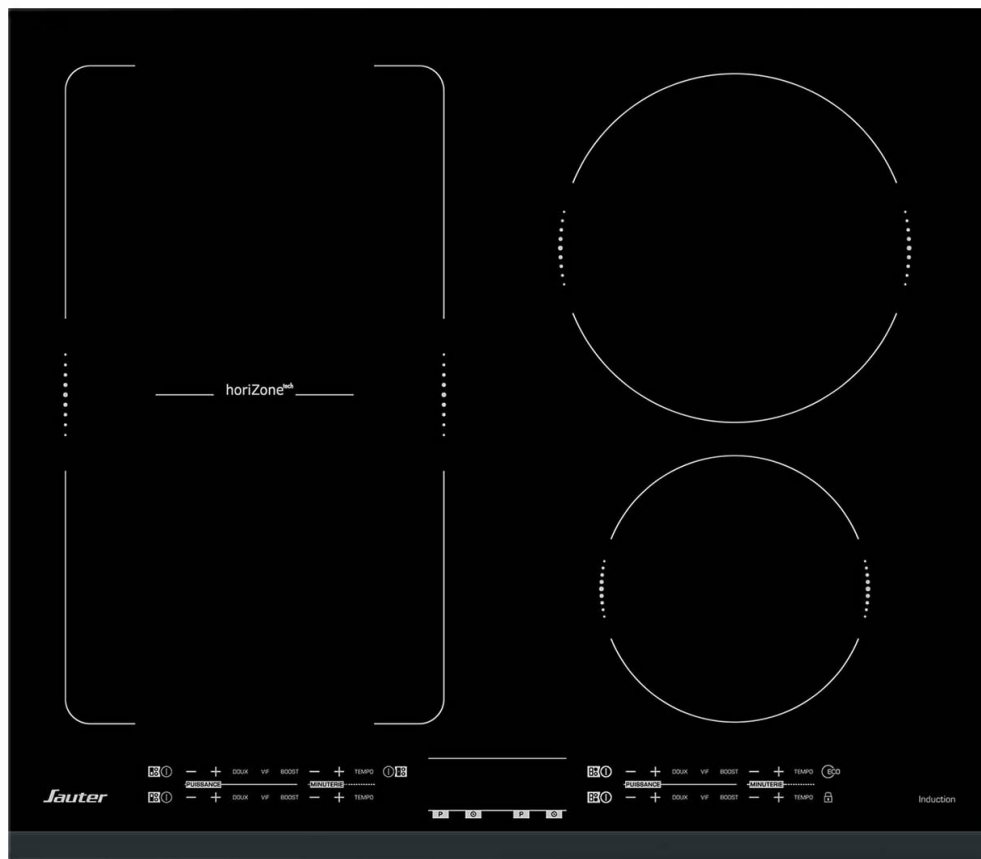


Image: Front view of the SAUTER SPI4664B Induction Cooktop, showcasing its black glass surface and integrated touch control panel.

## Cooking Zones

- **Horizone Flexible Zone:** A large modular zone (left side) designed to accommodate various cookware sizes, including large pots, fish kettles, or multiple smaller pans. This zone can function as one large area or two independent zones.
- **Rear Right Zone:** 210 mm diameter, 3100W maximum power.
- **Front Right Zone:** 160 mm diameter, 2200W maximum power.

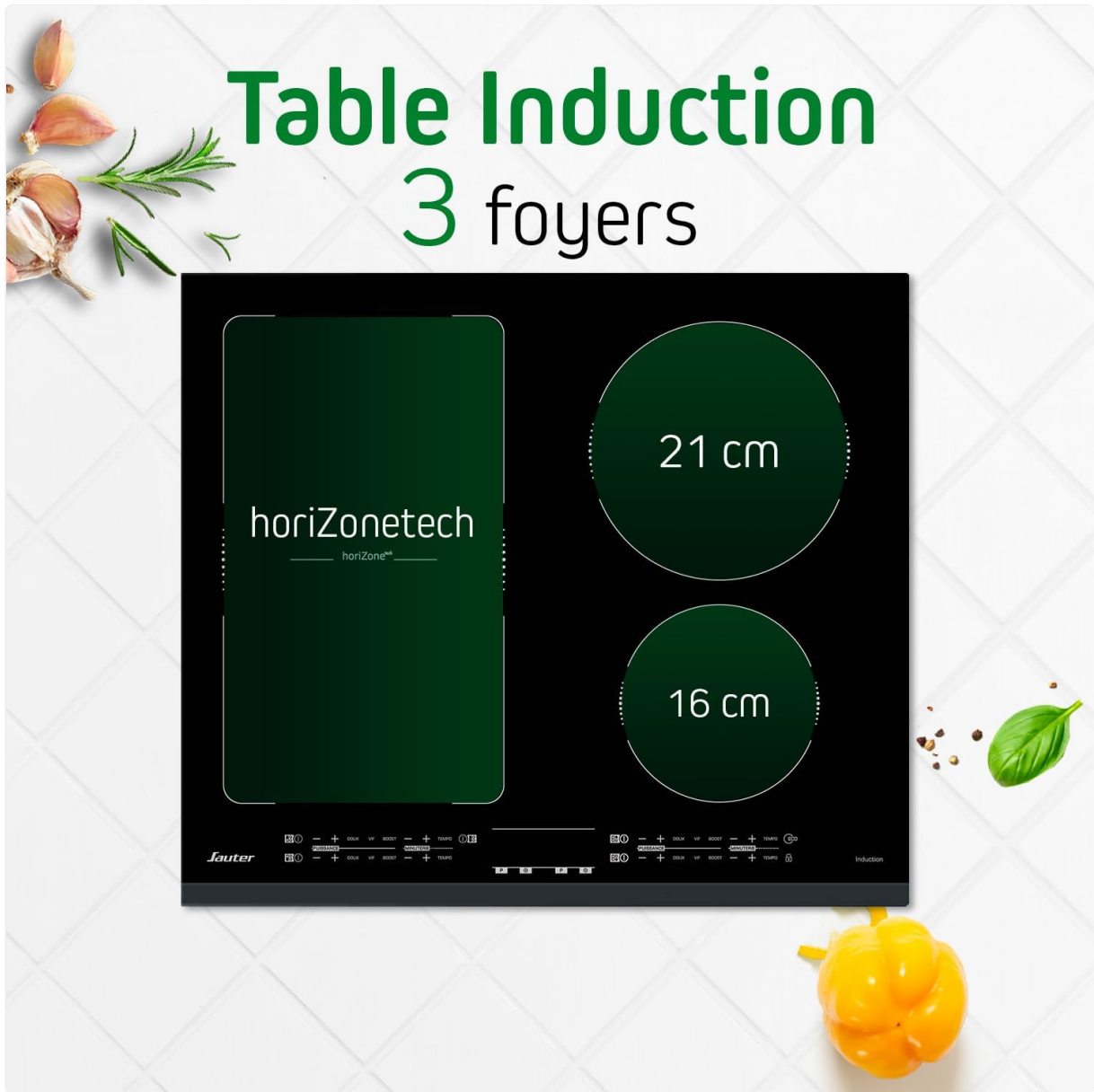


Image: Diagram illustrating the three cooking zones of the SAUTER SPI4664B cooktop, showing the flexible Horizone area on the left and two circular zones (21 cm and 16 cm) on the right.


### Control Panel

The cooktop features a front-mounted touch control panel with dedicated controls for each cooking zone. It offers 14 cooking power levels and direct access functions for gentle, intense, and boost heating.

# Cuisinez facilement



14 positions de cuisson



Commandes dédiées à chaque foyers



3 accès directs : doux, vif, boost



Image: Close-up of the SAUTER SPI4664B cooktop highlighting the touch controls, 14 cooking positions, dedicated zone controls, and direct access buttons for gentle, intense, and boost modes.

## Setup and Installation

---

The SAUTER SPI4664B is a drop-in induction cooktop designed for integration into your kitchen countertop. Professional installation is recommended.

### Dimensions

- **Overall Dimensions (HxWxD above countertop):** 4 x 600 x 510 mm
- **Overall Dimensions (HxWxD below countertop):** 55 x 555 x 488 mm
- **Cut-out Dimensions (WxD):** 560 x 490 mm

# Plaque Encastrable

Parfaitement intégré, rendez votre cuisine plus belle



Image: Diagram showing the built-in dimensions for the SAUTER SPI4664B Induction Cooktop, indicating a cut-out width of 56 cm and depth of 49 cm.

## Electrical Connection

- **Maximum Electrical Power:** 7.2 kW
- **Current:** 32 A
- **Voltage:** 220-240 V
- **Frequency:** 50/60 Hz
- **Cord Length:** 130 cm
- **Plug Type:** No plug (requires direct wiring by a qualified electrician)

Ensure that the electrical installation in your home is adequate for the cooktop's power requirements. Consult a qualified electrician for connection.

## Operating Instructions

---

The SAUTER SPI4664B cooktop is operated using its sensitive touch controls. Each cooking zone has independent controls and a dedicated display.

## Turning On/Off

Press the main power button to turn the cooktop on or off. The display will show '0' flashing when a zone is ready for use.

## Selecting a Cooking Zone and Power Level

- Place an induction-compatible pan on the desired cooking zone.
- Select the zone by touching its corresponding control.
- Adjust the power level using the '+' and '-' touch keys. There are 14 power levels available.
- Use the direct access keys for 'Gentle', 'Intense', or 'Boost' for quick setting changes.

## Using the Timer

Each cooking zone has an independent electronic timer, adjustable up to 99 minutes.

- Select the desired cooking zone.
- Press the timer button for that zone.
- Adjust the time using the '+' and '-' keys.
- The zone will automatically turn off when the set time expires.

## Horizone Flexible Zone

The Horizone zone on the left side offers enhanced flexibility. It can be used as a single large cooking area for oversized cookware or as two independent zones for multiple smaller pans. The cooktop automatically detects the size and position of the cookware within this zone.

## Maintenance and Cleaning

---

Regular cleaning and maintenance will ensure the longevity and optimal performance of your cooktop.

- **Daily Cleaning:** After each use, allow the cooktop to cool down. Wipe the glass surface with a soft cloth and a mild detergent. For stubborn stains, use a specialized ceramic hob cleaner.
- **Avoid Abrasives:** Do not use abrasive sponges, scouring pads, or harsh chemical cleaners, as these can scratch or damage the glass surface.
- **Spills:** Clean up spills immediately, especially sugary liquids, to prevent them from burning onto the surface and causing permanent damage.
- **Control Panel:** Wipe the touch control panel with a damp cloth. Ensure it is dry before operating the cooktop.
- **Ventilation:** Ensure that the ventilation openings underneath the cooktop are not blocked to allow proper airflow for cooling.

## Troubleshooting

---

If you encounter issues with your cooktop, refer to the following general troubleshooting tips. For persistent problems, contact qualified service personnel.

- **Cooktop Not Turning On:** Check if the cooktop is properly connected to the power supply. Ensure the main power button is pressed.
- **Cooking Zone Not Heating:** Verify that an induction-compatible pan is correctly placed on the zone. Check for any error codes displayed.

- **Error Codes:** If an error code appears (e.g., 'D3' for fan issues), consult the full service manual or contact customer support for specific guidance.
- **Unusual Noises:** A slight humming or buzzing sound is normal during induction cooking, especially at higher power settings. This is due to the electromagnetic field.
- **Controls Unresponsive:** Ensure the control panel is clean and dry. If the keypad lock is active, deactivate it.

## Specifications

<b>Brand</b>	SAUTER
<b>Model Number</b>	SPI4664B
<b>Type</b>	Induction Cooktop
<b>Installation Type</b>	Drop-in
<b>Number of Cooking Zones</b>	3 (including 1 flexible Horicone zone)
<b>Total Power</b>	7200 W
<b>Voltage</b>	220-240 V
<b>Current</b>	32 A
<b>Frequency</b>	50/60 Hz
<b>Control Type</b>	Sensitive Touch Controls
<b>Timer</b>	Electronic, 99 minutes per zone
<b>Surface Material</b>	Vitroc ceramic Glass
<b>Color</b>	Black
<b>Product Dimensions (DxWxH)</b>	75 x 60 x 14 cm (packed)
<b>Cut-out Dimensions (WxD)</b>	560 x 490 mm
<b>Net Weight</b>	14 kg
<b>Country of Origin</b>	France

## Warranty and Support

The SAUTER SPI4664B Induction Cooktop comes with a **24-month warranty** from the date of purchase.

This warranty covers manufacturing defects under normal use conditions.

For warranty claims, technical support, or service inquiries, please contact your retailer or the official SAUTER customer service. Keep your proof of purchase for warranty validation.

