

## Chevrolet Volt

# 2012 Chevrolet Volt Owners Manual

Comprehensive Guide for Your Vehicle

## INTRODUCTION

---

This manual provides detailed instructions and important information for the safe and efficient operation, maintenance, and care of your 2012 Chevrolet Volt. It is designed to help you understand the features and functions of your vehicle, ensuring a safe and enjoyable driving experience. Please read this manual thoroughly before operating your vehicle.




Image: The main 2012 Chevrolet Volt Owner's Manual (left) and the Chevrolet Limited Warranty and Owner Assistance Information booklet (right).

## GETTING STARTED AND INITIAL SETUP

---

Before driving your Chevrolet Volt, familiarize yourself with the vehicle's basic controls and safety features. This section covers initial checks and understanding the dashboard indicators.

- **Dashboard Overview:** Understand the layout of the instrument panel, warning lights, and gauges.
- **Key Fob Functions:** Learn how to use the key fob for locking, unlocking, and remote start features.
- **Seat and Mirror Adjustments:** Proper adjustment for optimal driving position and visibility.
- **Charging Basics:** Initial steps for connecting your Volt to a charging station and understanding charging indicators.




Image: A closer view of the 2012 Chevrolet Volt Owner's Manual cover, highlighting the title and Chevrolet logo.

## OPERATING YOUR CHEVROLET VOLT

---

This section details the operational aspects of your 2012 Chevrolet Volt, from starting the vehicle to utilizing its advanced features.

### Driving Modes and Power Management

- **Electric Drive:** How the Volt primarily operates on electric power.
- **Range Extender:** Understanding when the gasoline engine activates to extend driving range.
- **Regenerative Braking:** How the vehicle recharges its battery during deceleration.

### Infotainment and Connectivity

- **MyLink System:** Navigating the touchscreen interface for audio, navigation, and phone integration.
- **Bluetooth Pairing:** Connecting your mobile device for hands-free communication.
- **USB and Auxiliary Inputs:** Using external media devices.

### Safety Features

- **Airbag System:** Understanding the supplemental restraint system.
- **StabiliTrak:** Electronic stability control system operation.
- **Rear Vision Camera:** Guidelines for safe reversing.

## Maintenance and Care

Regular maintenance is crucial for the longevity and performance of your 2012 Chevrolet Volt. This section outlines recommended service intervals and procedures.

### Routine Checks

- Tire Pressure:** Checking and maintaining correct tire inflation.
- Fluid Levels:** Engine oil, coolant, brake fluid, and windshield washer fluid checks.
- Light Bulbs:** Inspecting exterior and interior lighting.

### Scheduled Service

- Oil Changes:** Recommended intervals for engine oil and filter replacement.
- Tire Rotation:** Importance of regular tire rotation for even wear.
- Brake System Inspection:** Checking brake pads, rotors, and fluid.
- High Voltage Battery Care:** Tips for maximizing battery life and performance.

## Troubleshooting Common Issues

This section provides guidance on identifying and resolving minor issues you might encounter with your Chevrolet Volt. For more complex problems, consult a certified Chevrolet service center.

Symptom	Possible Cause	Solution
Vehicle not starting (no power)	12V battery discharged; charging cable not properly connected.	Check 12V battery connections; ensure charging cable is securely plugged in.
Reduced electric range	Extreme temperatures; aggressive driving; battery degradation.	Drive conservatively; pre-condition cabin while charging; consult dealer if persistent.
Warning light illuminated on dashboard	Various system malfunctions (e.g., check engine, low tire pressure).	Refer to the specific warning light section in the full manual; seek professional diagnosis if necessary.

## Specifications

Key technical specifications for the 2012 Chevrolet Volt.

**Model Year:** 2012

**Vehicle Type:** Extended-Range Electric Vehicle (EREV)

**Electric Range (EPA est.):** Approximately 35 miles (56 km)

**Total Range (EPA est.):** Approximately 379 miles (610 km) with full charge and full tank of gasoline

**Engine:** 1.4L DOHC I-4 (range extender)

**Battery Type:** Lithium-ion

**Charging Time (240V):** Approximately 4 hours

**Charging Time (120V):** Approximately 10-16 hours

## Warranty and Support

Your 2012 Chevrolet Volt comes with a comprehensive warranty. For detailed terms and conditions, please refer to the separate Chevrolet Limited Warranty and Owner Assistance Information booklet.

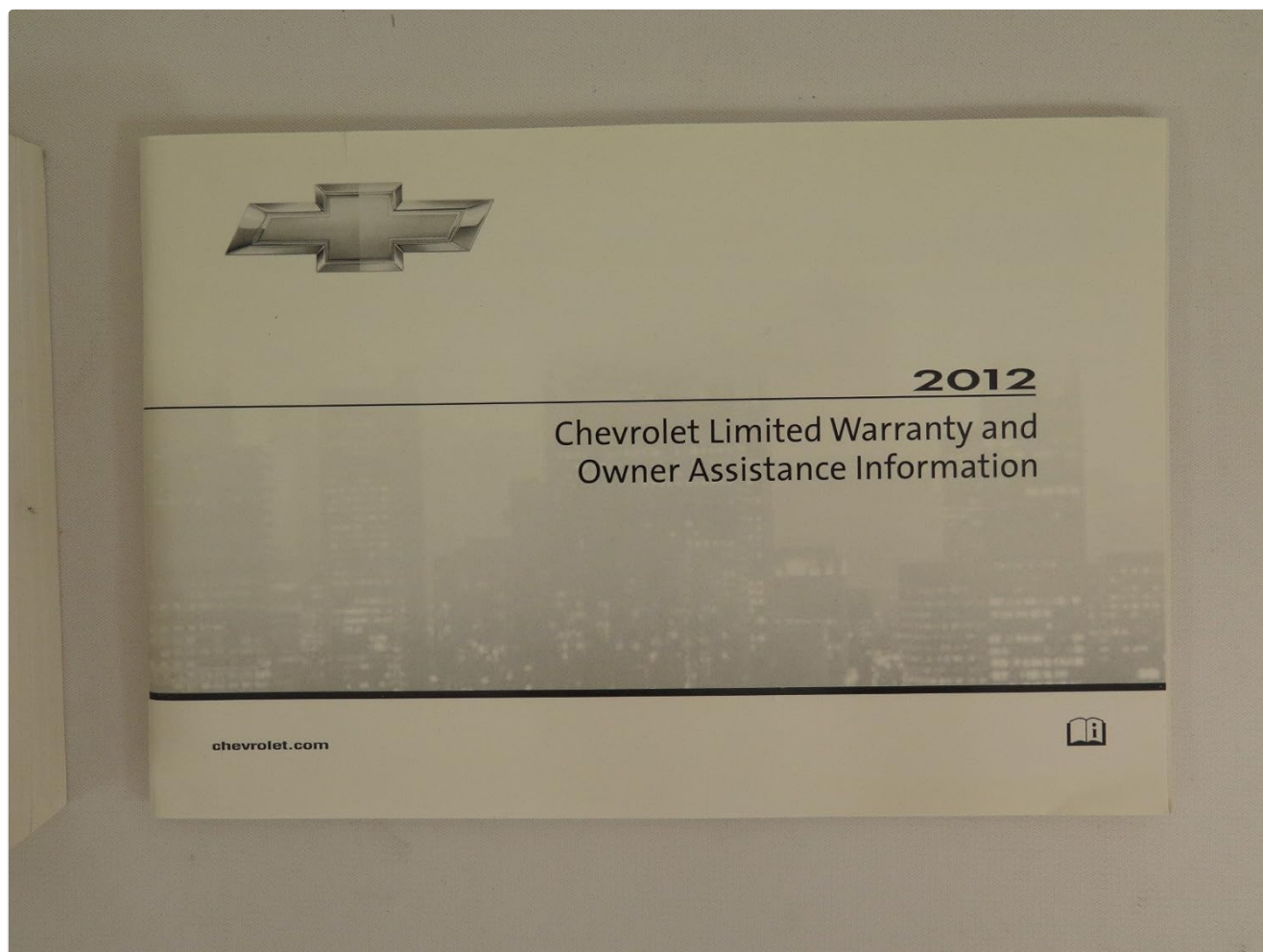


Image: The 2012 Chevrolet Limited Warranty and Owner Assistance Information booklet, which provides details on warranty coverage.

## Key Warranty Information

- **Bumper-to-Bumper Limited Warranty:** Covers most vehicle components for a specified period/mileage.
- **Voltec Electric Propulsion System Warranty:** Specific coverage for the high-voltage battery and electric drive components.
- **Roadside Assistance:** Details on emergency services available.







## Customer Support

For further assistance, questions, or to schedule service, please contact your authorized Chevrolet dealer or visit the official Chevrolet website.

**Official Website:** [www.chevrolet.com](http://www.chevrolet.com)

**Dealer Locator:** Find a Chevrolet dealer near you for service and parts.

## Related Documents - Volt

	<p><a href="#">2012 Chevrolet Volt Navigation System User Manual</a></p> <p>A comprehensive guide to the 2012 Chevrolet Volt's infotainment and navigation system, covering audio playback, route planning, voice commands, Bluetooth connectivity, and system settings for an optimal driving experience.</p>
	<p><a href="#">2018 Chevrolet Volt Owner's Manual: Features, Operation, and Maintenance Guide</a></p> <p>Explore the 2018 Chevrolet Volt with this comprehensive owner's manual. Learn about driving, charging, safety features, infotainment, and maintenance for your Chevrolet Volt vehicle.</p>
	<p><a href="#">2012 Chevrolet Volt / Opel Ampera Service Manual - General Motors</a></p> <p>This service manual provides comprehensive information on the diagnosis, service procedures, adjustments, and specifications for the 2012 Chevrolet Volt and Opel Ampera. It is designed for technicians to effectively service vehicle owners.</p>
	<p><a href="#">2018 Chevrolet Volt Owner's Manual</a></p> <p>Comprehensive owner's manual for the 2018 Chevrolet Volt, covering features, operation, safety, and maintenance. Learn about the instrument panel, keyless entry, remote start, door locks, windows, seat adjustments, and more.</p>
	<p><a href="#">2014 Chevrolet Volt Infotainment System User Manual</a></p> <p>Explore the features of the 2014 Chevrolet Volt's infotainment system, including radio, navigation, Bluetooth, audio, voice commands, and more. This user manual provides comprehensive guidance for optimal system use.</p>
	<p><a href="#">2019 Chevrolet Volt Owner's Manual</a></p> <p>Comprehensive owner's manual for the 2019 Chevrolet Volt, detailing vehicle features, operation, safety, maintenance, and troubleshooting. Essential guide for Volt owners.</p>