

Tzumi 3740

Tzumi ProBuds Sports Bluetooth Wireless Earbuds User Manual

MODEL: 3740

Introduction

Welcome to the user manual for your Tzumi ProBuds Sports Bluetooth Wireless Earbuds. This guide provides detailed instructions on how to set up, operate, and maintain your earbuds, ensuring optimal performance and longevity. Please read this manual thoroughly before using your device.

Product Overview

The Tzumi ProBuds Sports Earbuds are designed for wireless audio enjoyment, featuring Bluetooth connectivity, a built-in microphone, and remote music controls. They are suitable for sports and exercise due to their secure in-ear fit.



Figure 1: Tzumi ProBuds Sports Bluetooth Wireless Earbuds. This image displays the earbuds with their in-ear design, ear hooks for secure fit, and the inline control module with volume and multi-function buttons.

Package Contents:

- Tzumi ProBuds Sports Bluetooth Wireless Earbuds
- Micro USB Charging Cable
- Earbud Tips (Small, Medium, Large)



Figure 2: Retail packaging for Tzumi ProBuds Sports Bluetooth Wireless Earbuds. The packaging highlights key features

such as Bluetooth Smart, 7 hours play time, HD Voice Ready, and Built-in Microphone.

Controls and Indicators:

- **Multi-function Button:** Power On/Off, Play/Pause, Answer/End Call.
- **Volume Up Button (+):** Increase volume, Next track.
- **Volume Down Button (-):** Decrease volume, Previous track.
- **Microphone:** For hands-free calls.
- **Micro USB Port:** For charging.
- **LED Indicator:** Displays power and pairing status.

Setup

1. Charging the Earbuds:

1. Locate the Micro USB charging port on the inline control module.
2. Connect the provided Micro USB cable to the charging port.
3. Connect the other end of the USB cable to a USB power source (e.g., computer USB port, USB wall adapter).
4. The LED indicator will illuminate during charging and change color or turn off when fully charged.
5. A full charge typically takes approximately 1 hour and provides up to 7 hours of play time.

Note: Ensure the earbuds are fully charged before initial use for optimal battery performance.

2. Bluetooth Pairing:

Follow these steps to pair your Tzumi ProBuds with your Bluetooth-enabled device:

1. Ensure your earbuds are fully charged and powered off. To power off, press and hold the Multi-function button until the LED indicator turns off.
2. Disable Bluetooth on your smartphone or audio device temporarily.
3. Place the earbuds close to your smartphone or audio device.
4. Enable Bluetooth on your smartphone or audio device.
5. Press and **hold** the Multi-function button on the earbuds for approximately 5-7 seconds until the LED indicator flashes red and blue alternately. This indicates pairing mode.
6. On your device, search for available Bluetooth devices. The earbuds should appear as "Tzumi ProBuds" or similar.
7. Select "Tzumi ProBuds" from the list to connect.
8. Once successfully paired, the LED indicator on the earbuds will typically flash blue slowly or turn off, and you may hear an audible confirmation.

Important: If your device only connects for call audio and not media audio, try unpairing and re-pairing the earbuds, ensuring you hold the Multi-function button long enough to enter pairing mode before selecting them on your device.

Operating Instructions

Power On/Off:

- **Power On:** Press and hold the Multi-function button for 3 seconds until the LED indicator flashes blue and you hear an audible "Power On" prompt.

- **Power Off:** Press and hold the Multi-function button for 3-5 seconds until the LED indicator flashes red and you hear an audible "Power Off" prompt.

Music Playback:

- **Play/Pause:** Press the Multi-function button once.
- **Next Track:** Press and hold the Volume Up (+) button.
- **Previous Track:** Press and hold the Volume Down (-) button.
- **Volume Up:** Short press the Volume Up (+) button.
- **Volume Down:** Short press the Volume Down (-) button.

Call Management:

- **Answer/End Call:** Press the Multi-function button once.
- **Reject Call:** Press and hold the Multi-function button for 2 seconds.
- **Redial Last Number:** Double-press the Multi-function button.

Maintenance

Cleaning:

- Gently wipe the earbuds and control module with a soft, dry, lint-free cloth.
- Remove earbud tips and clean them with mild soap and water if necessary. Ensure they are completely dry before reattaching.
- Do not use harsh chemicals, cleaning solvents, or strong detergents.

Storage:

- Store the earbuds in a cool, dry place away from extreme temperatures and direct sunlight.
- Avoid storing with heavy objects that could damage the cable or earbuds.

Troubleshooting

Problem	Possible Cause	Solution
Earbuds do not power on.	Low battery.	Charge the earbuds fully using the provided Micro USB cable.
Cannot pair with device.	Earbuds not in pairing mode; Bluetooth off on device; device too far.	Ensure earbuds are powered off, then press and hold Multi-function button for 5-7 seconds until LED flashes red/blue. Ensure Bluetooth is enabled on your device. Keep earbuds within 1 meter of your device during pairing. Try disabling and re-enabling Bluetooth on your device.

Problem	Possible Cause	Solution
No sound or intermittent sound.	Not properly paired; volume too low; device out of range.	Re-pair the earbuds (refer to "Bluetooth Pairing" section). Increase volume on both earbuds and connected device. Ensure earbuds are within 10 meters (33 feet) of the connected device. Check if media audio is enabled in your device's Bluetooth settings for the earbuds.
Left earbud stopped working.	Internal connection issue or defect.	This may indicate a hardware issue. Contact Tzumi customer support for assistance.

Specifications

- **Model:** 3740
- **Connectivity:** Bluetooth Wireless
- **Play Time:** Up to 7 hours
- **Charge Time:** Approximately 1 hour
- **Control Type:** Remote, Touch
- **Microphone:** Built-in High Definition
- **Ear Placement:** In Ear
- **Material:** Plastic
- **Item Weight:** 0.32 ounces (9.07 g)
- **Product Dimensions:** 1.5 x 4.49 x 7.01 inches
- **UPC:** 817243037409

Safety Information







Please observe the following safety guidelines for safe and proper use of your earbuds:

- Do not expose the earbuds to extreme temperatures, direct sunlight, or high humidity.
- Avoid dropping, impacting, or disassembling the device.
- Keep away from water and liquids.
- Do not use the earbuds at excessively high volumes for prolonged periods, as this may cause hearing damage.
- Use only the provided charging cable or a certified equivalent.
- Keep out of reach of children.

Warranty and Support

For warranty information or technical support, please refer to the documentation included with your purchase or visit the official Tzumi website. If you encounter issues not covered in this manual, please contact Tzumi customer service for assistance.

Related Documents - 3740

	<p>tzumi ProBuds Totally Wireless Earbuds User Manual - Setup & Controls</p> <p>Comprehensive user manual for tzumi ProBuds Totally Wireless Earbuds, covering setup, pairing, controls, charging, troubleshooting, and important safety information for models Tzumi-TWE-L and Tzumi-TWE-R.</p>
	<p>Tzumi ProBuds Series Totally Wireless Earbuds User Manual</p> <p>User manual for Tzumi ProBuds Series Totally Wireless Earbuds, covering pairing, charging, controls, and important safeguards.</p>
	<p>Tzumi Earbuds Pairing and Controls Guide</p> <p>A concise guide on how to pair Tzumi earbuds to a Bluetooth device and control music playback and calls.</p>
	<p>tzumi ProBuds SportSeries Wireless Stereo EarBuds User Guide</p> <p>Discover the tzumi ProBuds SportSeries Wireless Stereo EarBuds user guide. Learn how to charge, pair, and control your Bluetooth V4.1+EDR earbuds, featuring HD Voice Ready and a built-in microphone. Includes specifications and important safety information for optimal use.</p>
	<p>Tzumi ProBuds V2 Earbuds User Manual and Specifications</p> <p>Explore the Tzumi ProBuds V2 Earbuds User Manual, featuring detailed specifications, touch control functions, and frequently asked questions. Learn about easy Bluetooth 5.0 pairing, high-quality audio, extended battery life, and IPX4 water resistance for these versatile wireless earbuds.</p>
	<p>Tzumi ProBuds SportSeries Wireless Stereo Earbuds User Guide</p> <p>User guide for Tzumi ProBuds SportSeries Wireless Stereo Earbuds, detailing product overview, charging, Bluetooth pairing, controls, FAQs, important safeguards, and technical specifications.</p>