

## Manuals+

[Q & A](#) | [Deep Search](#) | [Upload](#)

[manuals.plus](#) /

› [Generic](#) /

› [User Manual: Generic Compatible Replacement AC Adapter Charger for Altec Lansing iMT520 iMT620 Inmotion iPod Dock Speaker](#)

## Generic AC Adapter Charger for Altec Lansing iMT520 iMT620

# User Manual: Generic Compatible Replacement AC Adapter Charger

For Altec Lansing iMT520 iMT620 Inmotion iPod Dock Speaker

## 1. INTRODUCTION

This manual provides essential information for the safe and effective use of your Generic Compatible Replacement AC Adapter Charger. This adapter is designed to provide power to Altec Lansing iMT520 and iMT620 Inmotion iPod Dock Speakers.



Image 1.1: The Generic Compatible Replacement AC Adapter Charger. It features a black rectangular body with a standard US two-prong plug on one end and a black power cord extending from the other end, coiled for storage.

## 2. SAFETY INFORMATION

Please read and understand all safety instructions before using this product. Failure to follow these instructions may result in electric shock, fire, or other hazards.

- **Certification:** This product is CE / FCC / RoHS certified, ensuring compliance with relevant safety and environmental standards.
- **Protection Features:** Equipped with OVP (Over Voltage output Protection), OCP (Over Current output Protection), and SCP (Short Circuit output Protection) to safeguard your devices.
- **Compatibility:** Ensure the adapter's specifications match your device's power requirements before connecting. Refer to your device's original manual for power input details.
- **Indoor Use Only:** This adapter is designed for indoor use in dry locations. Do not expose to water, moisture, or extreme temperatures.
- **Ventilation:** Ensure adequate ventilation around the adapter during use. Do not cover the adapter or place it in an enclosed space.
- **Handling:** Do not drop, disassemble, or attempt to repair the adapter. Contact qualified personnel for service.
- **Cord Care:** Do not pull on the cord to disconnect the adapter from the outlet. Always grasp the plug. Keep the cord away from heat sources and sharp edges.

**Warning:** This product may contain chemicals known to the State of California to cause cancer and birth defects or other reproductive harm. For more information, go to [www.P65Warnings.ca.gov](http://www.P65Warnings.ca.gov).

### 3. SETUP

---

1. **Verify Compatibility:** Before connecting, confirm that your Altec Lansing iMT520 or iMT620 Inmotion iPod Dock Speaker requires the power specifications provided by this adapter.
2. **Connect to Speaker:** Insert the DC output plug of the adapter firmly into the power input jack of your Altec Lansing iMT520 or iMT620 speaker.
3. **Connect to Power Outlet:** Plug the AC input prongs of the adapter into a standard wall power outlet (100-240V AC).
4. **Power On:** Once connected, your speaker should receive power. Refer to your speaker's manual for specific power-on procedures.

### 4. OPERATING INSTRUCTIONS

---

This AC adapter operates automatically once connected to a power source and a compatible device. It converts the AC wall power to the DC power required by your Altec Lansing iMT520 or iMT620 speaker.

- Ensure all connections are secure before operating your speaker.
- The adapter is designed for continuous operation within its specified limits.
- Disconnect the adapter from the wall outlet when not in use for extended periods.

### 5. MAINTENANCE

---

Proper maintenance ensures the longevity and safe operation of your AC adapter.

- **Cleaning:** Disconnect the adapter from the power outlet and the device before cleaning. Use a soft, dry cloth to wipe the surface. Do not use liquid cleaners or aerosols.
- **Storage:** Store the adapter in a cool, dry place when not in use. Avoid wrapping the cord too tightly around the adapter body.
- **Inspection:** Periodically inspect the adapter and its cord for any signs of damage, such as frayed wires, cracks, or loose connections. If damage is found, discontinue use immediately and replace the adapter.

## 6. TROUBLESHOOTING

Problem	Possible Cause	Solution
Speaker not powering on.	Adapter not fully plugged into outlet. Adapter not fully plugged into speaker. Power outlet is not active. Adapter is faulty. Speaker issue.	Ensure adapter is securely plugged into both the wall outlet and the speaker. Test the power outlet with another device. Verify the adapter's compatibility with your speaker model. If possible, test with another known-good adapter. Consult your speaker's manual for troubleshooting.
Loose connection at speaker port.	Incorrect adapter tip size. Worn speaker power port.	Ensure this adapter is specifically for Altec Lansing iMT520/iMT620. If the port on the speaker is worn, professional repair may be needed.
Adapter feels hot during use.	Normal operation (slight warmth). Overload or poor ventilation.	A slight warmth is normal. Ensure the adapter is not covered and has adequate airflow. If it's excessively hot or emitting smoke/smell, disconnect immediately and replace.

## 7. SPECIFICATIONS

Feature	Detail
Brand	Generic
Compatible Devices	Altec Lansing iMT520, Altec Lansing iMT620 Inmotion iPod Dock Speakers, MP3 Players, Speakers
Input Voltage	100-240 Volts AC (Universal)
Power Source	Corded Electric
Connector Type	Specific DC barrel connector for compatible Altec Lansing models (listed as "magsafe" in some data, but this is likely an error for a generic AC adapter, it's a standard barrel connector)
Safety Certifications	CE, FCC, RoHS, UL
Protection Features	OVP (Over Voltage Protection), OCP (Over Current Protection), SCP (Short Circuit Protection)
Manufacturer	DPDUSA
Date First Available	April 1, 2015

## 8. WARRANTY AND SUPPORT


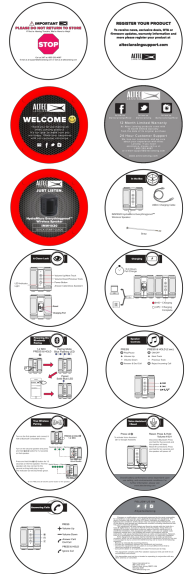
This product is a generic compatible replacement. For specific warranty information, please refer to the seller's policy at the time of purchase. Typically, a 30-day return policy is offered for refunds or replacements.





For technical support or inquiries regarding this adapter, please contact the seller or manufacturer, DPDUSA. Ensure you have your purchase details readily available.

For information regarding your Altec Lansing iMT520 or iMT620 speaker, please refer to its original manufacturer's documentation or support channels.

© 2024 Generic Compatible Replacement AC Adapter Charger Manual. All rights reserved.  
This manual is for informational purposes only. Specifications are subject to change without notice.

Related Documents - AC Adapter Charger for Altec Lansing iMT520 iMT620

	<p><a href="#">Altec Lansing BoomJacket Power Button Replacement Guide</a></p> <p>Step-by-step guide to replacing the power button on an Altec Lansing BoomJacket portable speaker. Includes tools, parts, and detailed instructions for repair.</p>
	<p><a href="#">Altec Lansing IMW1020 HydraMicro Wireless Speaker Quick Start Guide</a></p> <p>Get started with your Altec Lansing IMW1020 HydraMicro Everythingproof Wireless Speaker. This quick start guide provides instructions on setup, Bluetooth pairing, controls, charging, and True Wireless Stereo (TWS) pairing.</p>

	<p><a href="#">Altec Lansing ACS65i Amplified Speaker System User Guide</a></p> <p>User guide for the Altec Lansing ACS65i amplified speaker system. This document provides detailed instructions on setup, operation, safety precautions, specifications, and warranty information for multimedia computer audio applications.</p>
	<p><a href="#">Altec Lansing ATP3 Computer Speaker System User Guide and Setup</a></p> <p>Comprehensive user guide for the Altec Lansing ATP3 computer speaker system, covering specifications, setup instructions, safety precautions, and control usage.</p>
	<p><a href="#">Altec Lansing Boom Jacket II Rugged Bluetooth Speaker Quick Start Guide</a></p> <p>Quick start guide for the Altec Lansing Boom Jacket II rugged Bluetooth speaker, covering setup, pairing, features, charging, warranty, and support information.</p>
	<p><a href="#">Altec Lansing ABT385 Power Duo Tower Speaker Troubleshooting Guide</a></p> <p>A troubleshooting guide for the Altec Lansing ABT385 Power Duo Tower Speaker, covering speaker setup and Bluetooth pairing.</p>