



[Manuals.plus](#) /

› [Napier](#) /

› Napier Sportz Truck Tent Instruction Manual | Model 57066

Napier 57066

Napier Sportz Truck Tent Instruction Manual | Model 57066

INTRODUCTION

This manual provides detailed instructions for the setup, operation, maintenance, and troubleshooting of your Napier Sportz Truck Tent, Model 57066. Please read thoroughly before use to ensure a safe and enjoyable truck bed camping experience.

WHAT'S IN THE BOX

Before beginning assembly, verify that all components are present:

- Tent Body
- Rainfly
- Poles (Fiberglass)
- Carry Bag
- Gear Loft
- Lantern Holder
- Stakes

SETUP INSTRUCTIONS

Follow these steps for a quick and easy setup, typically completed in under 15 minutes.

Step 1: Prepare the Truck Bed

Ensure your truck bed is clean and clear of debris. Lower the tailgate completely.

Step 2: Lay Out the Tent

Unroll the tent body flat inside the truck bed with the tent door facing the tailgate. Ensure the tent's floor is fully extended.

NATURE'S TOUGH, BUT SO ARE WE.

Weather can be unpredictable, but Napier tents are built to withstand anything Mother Nature throws at you. Crafted with high-quality, durable materials, our tents provide ultimate protection from the elements.



Full rainfly with taped seams and zippered storm flaps in windows and door provide water protection



4' x 4' adjustable awning for optimal shaded area



Sturdy frame and strapping system keeps you secure in the windiest conditions



Durable, high-quality polyester taffeta and rugged polyester oxford floor



Bathtub floor keeps you clean from your truck and dry from the elements



1 year of added protection against manufacturer's defects



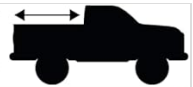
Image: Napier Sportz Truck Tent laid flat in a truck bed, showing the durable polyester taffeta with full bathtub floor.

Step 3: Secure to Truck

Locate the tent side straps (3 per side) and loosely attach each to the truck's body. For the tailgate, locate the 3 tailgate straps and connect them to the corresponding backstrap under the tailgate. Adjust straps for a snug fit.

FIT YOUR RIDE

Measure your truck bed with the tailgate closed.



MAKE	MODEL	CARGO BED LENGTH				
CHEVY	Silverado	8' - 8' 2"	6' 6"	5' 8"		
	Colorado				6' - 6' 2"	5' - 5' 2"
DODGE	Ram	8' - 8' 1"	6' 4" - 6' 5"	5' 5" - 5' 6"		
JEEP	Gladiator					5'
FORD	F-Series	8' - 8' 1"	6' 6" - 6' 7"	5' 6" - 5' 7"		
	Ranger				6'	5'
GMC	Sierra	8' - 8' 2"	6' 6" - 6' 7"	5' 6" - 5' 8"		
	Canyon				6' - 6' 2"	5' - 5' 2"
NISSAN	Titan	8' - 8' 2"	6' 6" - 6' 7"	5' 5" - 5' 6"		
	Frontier				6' - 6' 3"	5'
TOYOTA	Tundra	8' - 8' 2"	6' 6" - 6' 7"	5' 5" - 5' 6"		
	Tacoma				6' 1"	5' - 5' 1"

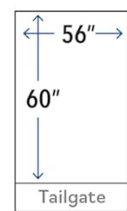
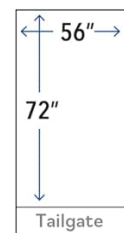
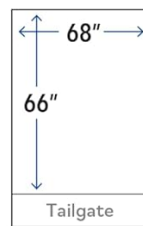
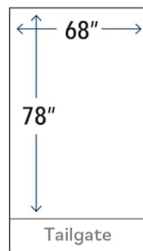
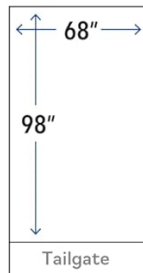
Compatible Truck Tent Model

Pickup Box Style	Full Size Long Bed	Full Size Regular Bed	Full Size Short Bed	Compact Regular Bed	Compact Short Bed
Sportz Truck Tent Model #	57011	57022	57890	57044	57066

Fitment Assurance

Worried about compatibility?

Our truck tent sizes embody years of commitment to perfection. Each tent undergoes testing on every truck model, meticulously examined by our seasoned crew or expert engineers through our valued partnership with automotive manufacturers.



Cargo bed length can vary by 3"

Image: Napier Sportz Truck Tent secured to a truck bed with adjustable straps, ensuring a tight and stable fit.

Step 4: Assemble and Insert Poles

Assemble all fiberglass poles. The color-coded pole system makes this process straightforward. Insert the poles into their corresponding color-coded sleeves on the tent body. The two main poles will cross to form the primary structure. Insert the black inside ceiling pole into its pockets and secure with Velcro.

Your browser does not support the video tag.

Video: Official Napier Sportz Truck Tent Setup Video. This video demonstrates the step-by-step process of assembling the poles and raising the tent structure.

Step 5: Install Rainfly and Awning

Place the full rainfly over the tent, ensuring the zippered access panel faces the truck cab. Clip the rainfly securely to the tent. For the awning, unroll it and insert the remaining 2 fiberglass ceiling poles to form an X. Adjust the steel awning poles to the desired height, then insert each end into the grommets and clip in place. Stake the bottom loops of the guide lines with pegs.

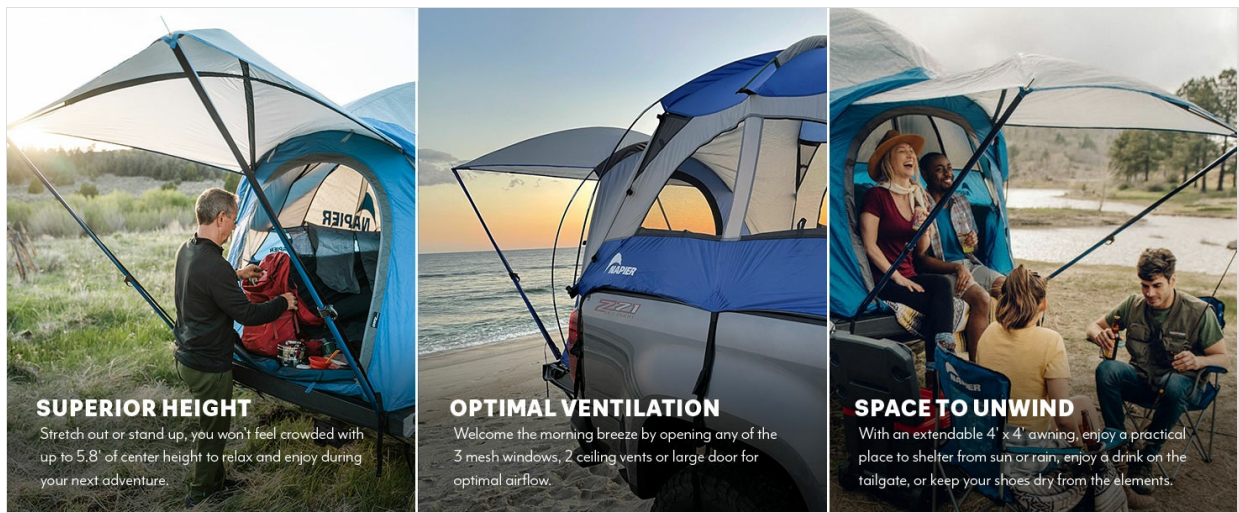


Image: Napier Sportz Truck Tent with its adjustable awning extended over the tailgate, providing shade and protection.

FEATURES

- **Ultimate Weather Protection:** Full rainfly with reinforced taped seams, storm flaps in windows, doors, and vents provide comprehensive protection from the elements.
- **Easy 15-Minute Setup:** Color-coded pole system simplifies assembly.
- **Spacious Interior:** Maximizes truck bed space with optimized headroom (over 5.8' center height) and a large entry door.
- **Adjustable Awning:** Features a 4' x 4' adjustable awning for sun and rain protection.
- **Optimal Ventilation:** Three large windows and two zippered ceiling vents promote airflow.
- **Truck Cab Access:** An extra window allows convenient access to the truck's interior.
- **Durable Construction:** Made with high-quality polyester taffeta, polyester oxford, and rugged polyethylene.
- **Full Bathtub Floor:** Keeps the tent interior clean and dry.

Your browser does not support the video tag.

Video: Napier Sportz Truck Tent Features. This video highlights the key design elements and benefits of the tent.



UNMATCHED COMFORT

Image: Interior view of the Napier Sportz Truck Tent, showcasing the comfortable and spacious design for users.



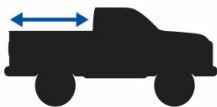
**EVERYTHING IN ARMS REACH.
CONVENIENT ACCESS TO TRUCK CAB
THROUGH REAR WINDOW.**

Image: Napier Sportz Truck Tent featuring a rear access window, allowing convenient entry to the truck's cab from inside the tent.

COMPATIBILITY

The Napier Sportz Truck Tent Model 57066 is designed for Compact Short Bed trucks (5'-5.2'). Refer to the sizing chart below for specific truck models and bed lengths.

FIT YOUR RIDE



Measure the truck bed with the tailgate closed.

A FIT YOU CAN COUNT ON

Worried about compatibility?

Our truck tent sizes embody years of commitment to perfection. Each tent undergoes testing on every truck model, meticulously examined by our seasoned crew of expert engineers through our valued partnership with automotive manufacturers.

MAKE	MODEL	BED LENGTH			
CHEVY	Silverado	8' - 8' 2"	6' 6"	5' 8"	
	Colorado				6' - 6' 2" 5' - 5' 2"
DODGE	Ram	8' - 8' 1"	6' 4" - 6' 5"	5' 5" - 5' 6"	
JEEP	Gladiator				5'
FORD	F-Series	8' - 8' 1"	6' 6" - 6' 7"	5' 6" - 5' 7"	
	Ranger				6' 5'
GMC	Sierra	8' - 8' 2"	6' 6" - 6' 7"	5' 6" - 5' 8"	
	Canyon				6' - 6' 2" 5' - 5' 2"
NISSAN	Titan	8' - 8' 2"	6' 6" - 6' 7"	5' 5" - 5' 6"	
	Frontier				6' - 6' 3" 5'
TOYOTA	Tundra	8' - 8' 2"	6' 6" - 6' 7"	5' 5" - 5' 6"	
	Tacoma				6' 1" 5' - 5' 1"

COMPATIBLE TRUCK TENT MODEL ↓

SPORTZ TRUCK TENT MODEL No.	57011 FULL SIZE LONG BED	57022 FULL SIZE REGULAR BED	57890 FULL SIZE SHORT BED	57044 COMPACT REGULAR BED	57066 COMPACT SHORT BED
-----------------------------	--------------------------	-----------------------------	---------------------------	---------------------------	-------------------------

Image: A detailed sizing chart for Sportz Truck Tents, indicating compatible truck makes, models, bed lengths, and corresponding tent model numbers.

Tonneau Cover Compatibility

The tent is compatible with Hard Roll-Up, Soft Roll-Up, and Retractable tonneau covers. Non-compatible tonneau covers (Hard Folding, Soft Folding, Hinged Hard One-Piece) need to be removed to use the tent.



Image: A visual guide illustrating tonneau cover types that are compatible and non-compatible with the Napier Sportz Truck Tent.

CARE AND MAINTENANCE

To maintain the longevity and performance of your tent, hand wash only. Ensure the tent is completely dry before packing away to prevent mildew.

TROUBLESHOOTING

If you encounter issues during setup or use, review the instructions carefully. Ensure all poles are correctly inserted into their sleeves and pockets, and all straps are securely tightened. For persistent issues, refer to the support information below.

SPECIFICATIONS

Brand	Napier
Model Number	57066
Product Dimensions	97"L x 50"W x 70"H
Item Weight	16 ounces
Occupancy	2 Person

Seasons	3 Season
Water Resistance Technology	2000mm PU
Material Type	Polyester Taffeta (Fabric), Polyester (Base), Fiberglass (Pole)
Assembly Time	15 Minutes
Compatible Vehicle Type	Compact Short Bed Truck

WARRANTY AND SUPPORT

The Napier Sportz Truck Tent comes with a full 1-year manufacturer warranty. For further assistance or to explore more products, please visit the [Napier Store](#).