

[Manuals.plus](#) /

› [Baby Relax](#) /

› Baby Relax Mikayla 4-in-1 Swivel Glider Rocker Recliner Chair User Manual

Baby Relax NS009GRY

Baby Relax Mikayla 4-in-1 Swivel Glider Rocker Recliner Chair User Manual

Model: NS009GRY

PRODUCT OVERVIEW

The Baby Relax Mikayla 4-in-1 Swivel Glider Rocker Recliner is designed to provide comfort and versatility for nursery or living spaces. This chair offers four primary functions: rocking, gliding, reclining, and 360-degree swivel. Its design incorporates a classic wingback silhouette with contrasting two-tone welt trim and button tufting. Key features include a high cushioned backrest, padded track armrests, and a plush pocketed coil foam-filled seat for enhanced comfort. The chair is constructed with a sturdy plywood frame, no-sag spring foundation, steel recline mechanism, and a heavy-duty metal base, ensuring durability and support. It has been rigorously tested to meet safety guidelines and is made without flame retardant chemicals.



Figure 1: The Baby Relax Mikayla 4-in-1 Swivel Glider Rocker Recliner Chair in its upright position, showcasing its gray microfiber upholstery and wingback design.

SAFETY INFORMATION

Prior to assembly and use, please review the following safety guidelines to ensure safe operation and longevity of your Baby Relax Mikayla chair:

- **Weight Limit:** Ensure the chair is properly assembled and used within the maximum weight limit of 250 lbs (113 kg) for optimal safety and stability. Exceeding this limit may cause damage to the chair or injury.
- **Assembly:** Follow all assembly instructions carefully. Do not use power tools for assembly unless specifically instructed, as this may overtighten fasteners and damage components.
- **Placement:** Position the chair on a flat, stable surface. Avoid placing it near heat sources, open flames, or in direct sunlight for prolonged periods, which can damage the upholstery.
- **Children and Pets:** Keep children and pets away from the reclining mechanism during operation to prevent injury.

- **Maintenance:** Regularly inspect all fasteners and connections to ensure they remain tight. Retighten as necessary.
- **Chemicals:** This product is made without flame retardant chemicals. Avoid using harsh chemical cleaners on the upholstery.

SETUP AND ASSEMBLY

The Baby Relax Mikayla chair is designed for quick and straightforward assembly, typically taking less than 15 minutes. All necessary parts and tools are included in the single shipping box.

Unpacking and Preparation:

1. Carefully open the shipping box and remove all components.
2. Verify that all parts listed in the included instruction manual are present. Refer to the [Installation Manual \(PDF\)](#) for a complete list of parts and detailed assembly steps.
3. Clear an adequate space for assembly, ensuring enough room to maneuver the chair components.

Assembly Steps:

The chair typically arrives in two main parts: the base and the backrest. Assembly primarily involves connecting these two sections.

1. Align the metal receiving brackets on the backrest with the corresponding posts on the chair base.
2. Slide the backrest firmly down onto the posts until it clicks securely into place. Ensure both sides are fully engaged.
3. Once assembled, gently rock and swivel the chair to confirm stability and proper function of all mechanisms.

Nursery Approved

Rigorously tested for safety



Weight Limit



Multifunctional



Easy Assembly



Ships in 1 Box

Figure 2: This diagram illustrates the key dimensions of the chair (29" W x 37" D x 41.5" H) and highlights features such as the 250lb weight limit, multifunctional design, easy assembly, and single-box shipping.

OPERATING INSTRUCTIONS

The Baby Relax Mikayla chair offers four distinct modes of operation for maximum comfort and versatility:

1. Swivel Function:

The chair is equipped with a 360-degree swivel base, allowing you to rotate freely without moving the entire chair. Simply apply gentle pressure with your feet to turn in any direction.

2. Gliding Function:

To engage the gliding motion, sit comfortably in the chair and gently push off the floor with your feet. The chair will move in a smooth, back-and-forth gliding motion, ideal for soothing. This function is active when the chair is in its upright position.

3. Rocking Function:

Similar to gliding, the rocking motion is achieved by gently pushing off the floor. The chair's base allows for a rhythmic rocking movement, providing a comforting sensation. This function is also active when the chair is in its upright position.

4. Reclining Function:

To recline the chair and extend the integrated footrest, locate the discreet outer arm handle on the side of the chair. Pull the handle firmly to release the locking mechanism. Lean back gently to achieve your desired reclining position. To return to the upright position, push the footrest down with your legs until it locks into place, and the backrest will return to its original position.



Figure 3: The chair in its reclined position with the footrest extended, demonstrating the comfort and support offered for relaxation.



Figure 4: A side profile view of the Mikayla chair fully reclined, illustrating the extended footrest and the angle of the backrest for maximum comfort.

Designed with Love



Smooth Gliding Motion



Smooth Reclining Mechanism



360° Swivel

Figure 5: This image highlights the key design elements such as contrast stitching, cushioned tufted backrest, padded arms, easy-to-reach handle, heavy-duty metal base, and integrated footrest. It also visually represents the smooth gliding, smooth reclining, and 360-degree swivel functions.

MAINTENANCE AND CARE

Proper maintenance ensures the longevity and appearance of your Baby Relax Mikayla chair. The microfiber fabric is designed for easy cleaning.

- **General Cleaning:** For routine cleaning, wipe the microfiber fabric with a damp cloth. For spills, blot immediately with a clean, dry cloth. Avoid rubbing, which can spread the stain.
- **Spot Cleaning:** For more stubborn spots, use a mild soap solution (e.g., dish soap diluted in water) on a clean cloth. Test on an inconspicuous area first. Gently blot the stain, then wipe with a clean, damp cloth to remove soap residue. Allow to air dry completely.
- **Avoid Harsh Chemicals:** Do not use abrasive cleaners, solvents, or strong chemical detergents, as these can damage the fabric and finish.

- **Vacuuming:** Regularly vacuum the chair using a soft brush attachment to remove dust and debris from the fabric and crevices.
- **Mechanism Care:** The internal mechanisms are designed for durability and typically do not require lubrication. If you notice any stiffness or unusual noises, contact customer support. Do not attempt to lubricate or disassemble the mechanism yourself.
- **Sunlight Exposure:** Prolonged exposure to direct sunlight can cause fading of the fabric. Position the chair away from direct sunlight or use curtains/blinds to protect it.

TROUBLESHOOTING

If you encounter any issues with your Baby Relax Mikayla chair, refer to the following common troubleshooting steps:

Problem	Possible Cause	Solution
Chair does not recline smoothly or footrest is difficult to close.	Mechanism obstruction; not fully engaged; user technique.	Ensure no objects are obstructing the mechanism. Pull the recline handle firmly. When closing the footrest, apply firm, even pressure with your legs until it clicks into place. Some users find rocking forward slightly helps.
Chair wobbles or feels unstable.	Loose connections; uneven floor.	Check all assembly connections and ensure they are securely tightened. Move the chair to a level surface.
Squeaking or creaking noises during operation.	Loose fasteners; friction in mechanism.	Inspect and tighten any loose bolts or screws. If the noise persists and seems to come from the internal mechanism, contact customer support. Do not attempt to lubricate internal parts.
Fabric appears stained or dirty.	Accumulated dirt; liquid spill.	Refer to the "Maintenance and Care" section for cleaning instructions. Blot spills immediately.

If the problem persists after attempting these solutions, please contact Baby Relax Customer Support for further assistance.


SPECIFICATIONS

Attribute	Detail
Model Name	Mikayla
Model Number	NS009GRY
Brand	Baby Relax
Color	Gray Microfiber
Product Dimensions (D x W x H)	37"D x 29"W x 41.5"H (94 cm x 73.7 cm x 105.4 cm)
Item Weight	89 pounds (40.4 kg)

Attribute	Detail
Maximum Weight Recommendation	250 pounds (113 kg)
Material Type	Metal (frame), Fabric (upholstery)
Fill Material	Foam (pocketed coil foam)
Back Style	Tufted Back
Arm Style	Track
Furniture Base Movement	Swivel, Glider, Rocker, Recliner
Reclining Position Count	3 (implied by description, though not explicitly listed as 3 distinct stops)
Included Components	User Manual, Installation Tools
UPC	884392006662, 791943926143, 065857168303




**Made with quality materials
for reliable and long-lasting
comfort and support**



Plywood



Pocket Coils



No Sag Springs

Figure 6: This image illustrates the quality materials used in the chair's construction, including plywood for the frame, pocket coils for seating comfort, and no-sag springs for durable support.

FIRMNESS SCALE

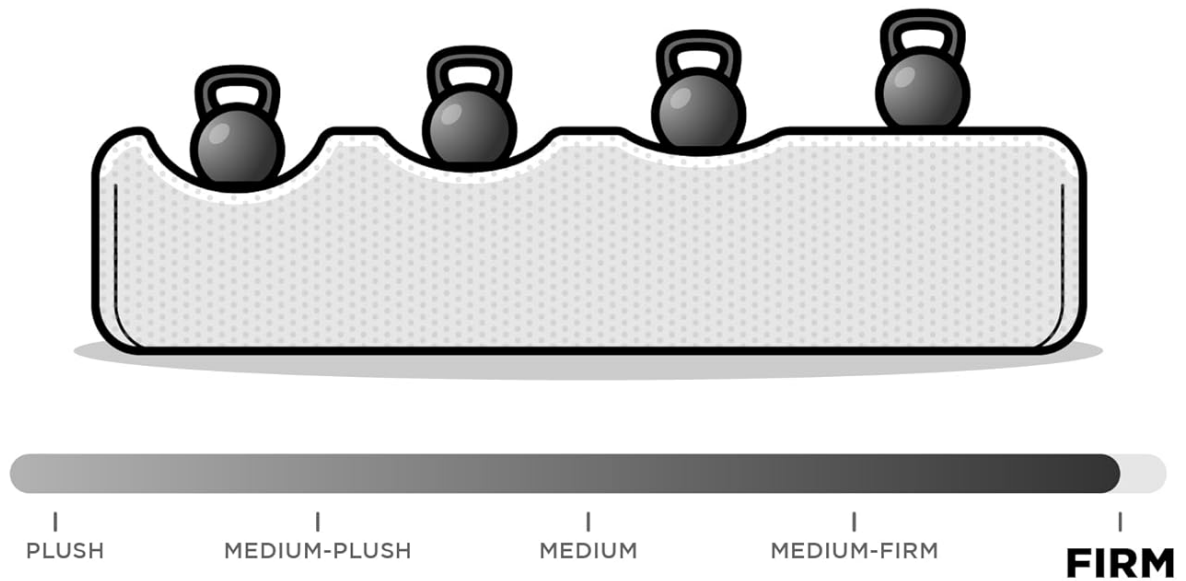


Figure 7: A visual representation of the chair's firmness level, indicating it is on the firmer end of the scale for supportive seating.

WARRANTY AND SUPPORT

Warranty Information:

The Baby Relax Mikayla 4-in-1 Swivel Glider Rocker Recliner Chair comes with a **1-year limited warranty**. This warranty covers manufacturing defects in materials and workmanship under normal use. Please retain your proof of purchase for warranty claims.

Customer Support:

For any questions, concerns, or assistance with your product, please contact Baby Relax Customer Support. They can assist with:

- Warranty claims
- Assembly questions

- Troubleshooting assistance
- Online replacement parts ordering

You can find more information and contact details by visiting the official [Baby Relax Store on Amazon](#) or referring to the contact information provided in your product packaging.

© 2024 Baby Relax. All rights reserved.

This manual is for informational purposes only. Product specifications are subject to change without notice.