

Manuals+

[Q & A](#) | [Deep Search](#) | [Upload](#)

manuals.plus /

› [K'NEX](#) /

› [K'NEX K-FORCE Battle Bow Build and Blast Set Model 47525 Instruction Manual](#)

K'NEX 47525

K'NEX K-FORCE Battle Bow Build and Blast Set

Model: 47525

Brand: K'NEX

INTRODUCTION

The K'NEX K-FORCE Battle Bow Building Set provides an engaging building and play experience. This set allows for the construction of four distinct blasters and target models, one at a time. Users can engage in target practice with the battle bow, firing soft foam darts up to 75 feet. The set includes 165 durable plastic pieces, consisting of rods, connectors, a blaster chamber, a quick-fit grip, a preload ring, and two dart holders. This product is designed to foster STEAM (Science, Technology, Engineering, Arts, and Mathematics) capabilities through creative construction.

SAFETY INFORMATION

WARNING: CHOKING HAZARD - Small parts. Not for children under 3 years.

Always use soft foam darts provided with the set. Do not aim at eyes or face. Adult supervision is recommended during assembly and play, especially for younger users.

PACKAGE CONTENTS

Before beginning assembly, ensure all 165 pieces are present. Refer to the parts list in the included manual for identification.

- 165 assorted K'NEX classic pieces (rods and connectors)
- 5 soft foam darts
- 1 blaster chamber
- 1 quick-fit grip
- 1 preload ring
- 2 dart holders
- Instruction manual




Image: K'NEX K-FORCE Battle Bow packaging, showing the box and its dimensions.

Video: Unboxing and overview of the K'NEX K-FORCE Battle Bow set contents, including the 165 pieces and instructions.

ASSEMBLY INSTRUCTIONS

The K'NEX K-FORCE Battle Bow set allows you to build four different blasters and target models. Follow the step-by-step instructions provided in the manual to construct your desired model. The pieces are designed to snap together securely.

Key Components:

- **Rods:** Various lengths and colors, forming the structural framework.
- **Connectors:** Multi-pronged pieces that join rods at different angles.
- **Blaster Chamber:** The core mechanism for launching darts.
- **Quick-Fit Grip:** Ergonomic handle for comfortable use.
- **Preload Ring:** Used in the dart launching mechanism.
- **Dart Holders:** For storing extra darts on the blaster.



Image: Close-up of various K'NEX connectors, essential for building the models.




Image: Assortment of K'NEX rods in different lengths and colors.



Image: Specialized K'NEX parts for the blaster mechanism, including the grip and dart launcher. For detailed visual guidance, refer to the instruction manual included in the box. Additional instructions for other models may be available online.

OPERATING INSTRUCTIONS

Once your K-FORCE Battle Bow is assembled, follow these steps to operate it:

1. **Load a Dart:** Insert one of the soft foam darts into the blaster chamber at the front of the bow.

2. **Prime the Blaster:** Pull back the trigger mechanism until it locks into place.
3. **Aim:** Point the bow towards your target, ensuring no people or animals are in the line of fire.
4. **Fire:** Press the trigger located on the grip to launch the dart.

The darts can fire up to 75 feet. Always ensure a clear firing path and practice responsible play.




Image: The fully assembled K'NEX K-FORCE Battle Bow, ready for use.

Video: Demonstration of loading and firing the K'NEX K-FORCE Battle Bow.

MAINTENANCE

To ensure the longevity and proper function of your K'NEX K-FORCE Battle Bow, follow these maintenance guidelines:

- **Cleaning:** K'NEX rods and connectors are washable. Use mild soap and water to clean any dirty pieces. Rinse thoroughly and allow to air dry completely before reassembly or storage.
- **Storage:** Store all K'NEX pieces and darts in a dry, cool place away from direct sunlight to prevent material degradation. Keep small parts organized to avoid loss.
- **Inspection:** Periodically inspect all pieces for any signs of wear or damage. Replace any broken or severely worn parts to maintain optimal performance and safety.

TROUBLESHOOTING

If you encounter issues with your K'NEX K-FORCE Battle Bow, consider the following:

- **Darts not firing or weak launch:** Ensure the blaster mechanism is fully primed by pulling the trigger back until it clicks. Check that the dart is properly seated in the chamber. Inspect the preload ring and blaster chamber for any obstructions or damage.
- **Pieces not connecting securely:** Ensure you are using the correct connectors for the rods as indicated in the instruction manual. Apply firm, even pressure when connecting pieces. If a piece is consistently loose, it may be worn or damaged and should be replaced.
- **Missing parts:** Refer to the parts list in your instruction manual to identify any missing components. Contact K'NEX customer support for replacement parts.
- **Difficulty with assembly:** Double-check the step-by-step instructions. Sometimes a small detail can be overlooked. Ensure all pieces are oriented correctly.

SPECIFICATIONS

Feature	Detail
Brand	K'NEX
Model Name	K-FORCE Battle Bow
Model Number	47525
Number of Pieces	165
Age Range	8-12 years
Material Type	Plastic
Item Dimensions	16 x 2 x 9 inches
Item Weight	0.3 Kilograms
Educational Objective	Creative Thinking, STEM, Team Building Skills
Dart Firing Range	Up to 75 feet

WARRANTY AND SUPPORT

Manufacturer Warranty: Lifetime Warranty Against Manufacturer's Defects.

K'NEX is committed to quality and safety. If you experience any issues with missing or broken parts due to manufacturing defects, please contact K'NEX customer support for assistance.

Customer Support: For further inquiries, troubleshooting, or to request replacement parts, please visit the official K'NEX website or refer to the contact information provided in your product packaging.