

Scholastic SCH4740

Scholastic Storybook Treasures: 20 Back-to-School Tales DVD User Manual

Model: SCH4740

1. INTRODUCTION

Welcome to the Scholastic Storybook Treasures: 20 Back-to-School Tales DVD. This collection features twenty beloved animated storybooks designed to engage young viewers with educational and entertaining content. This manual provides essential information for setting up, operating, maintaining, and troubleshooting your DVD to ensure an optimal viewing experience.

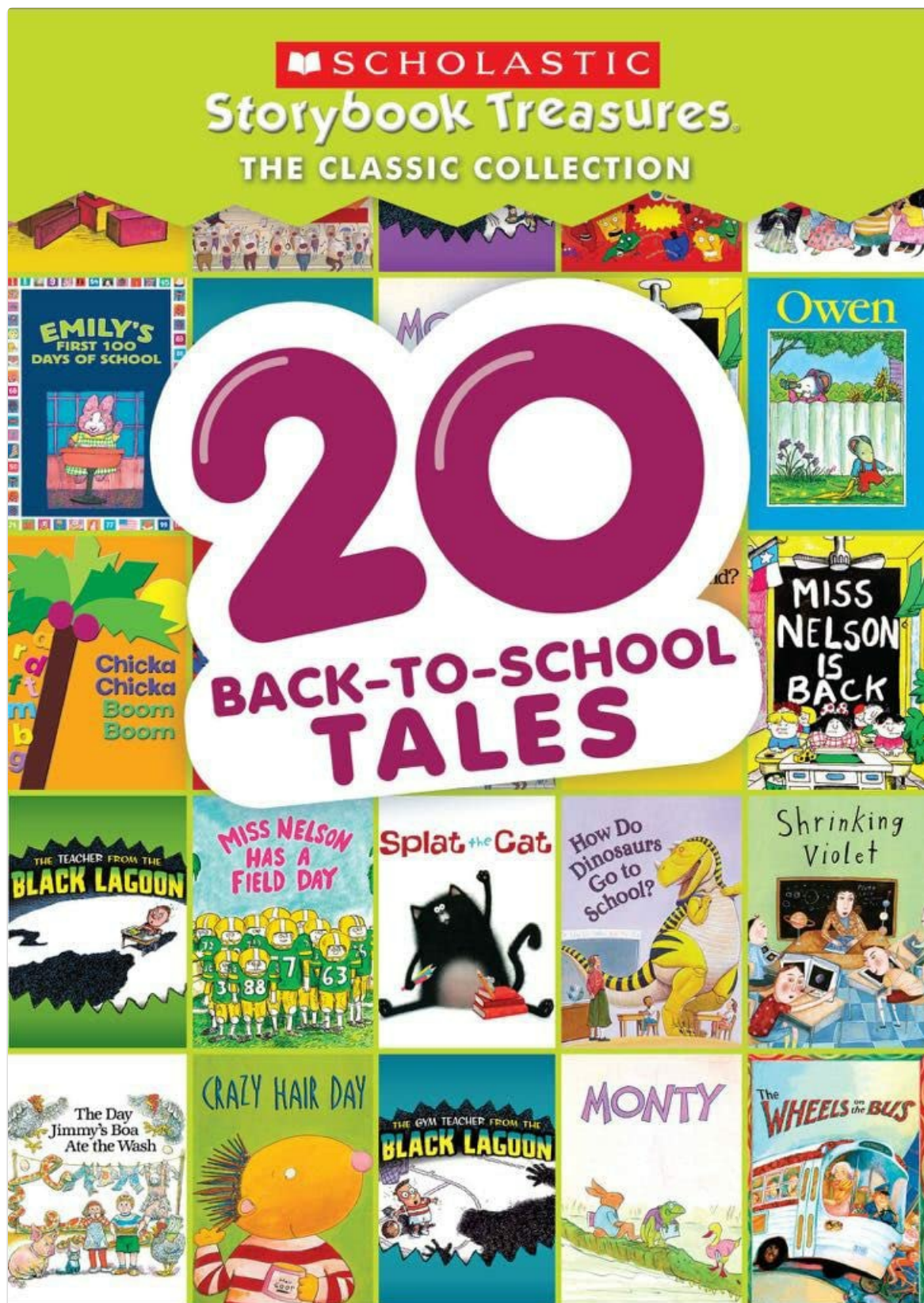


Image: The DVD cover displays a vibrant collage of scenes from the 20 animated storybooks, featuring characters and settings from tales like 'Splat the Cat', 'Chicka Chicka Boom Boom', and 'Emily's First 100 Days of School'.

2. STORY LIST

This DVD includes the following 20 animated storybooks:

- Emily's First 100 Days of School
- Chicka Chicka Boom Boom

- Owen
- Miss Nelson Is Back
- The Teacher From The Black Lagoon
- Miss Nelson Has a Field Day
- Splat the Cat
- How Do Dinosaurs Go to School?
- Shrinking Violet
- The Day Jimmy's Boa Ate the Wash
- Crazy Hair Day
- Monty
- The Wheels on the Bus
- And 7 additional engaging back-to-school themed stories.

3. SETUP

To begin enjoying your DVD, follow these simple steps:

1. **Unpack:** Carefully remove the DVD from its packaging.
2. **Inspect:** Check the disc surface for any visible scratches or damage.
3. **Insert:** Place the DVD into the disc tray of your DVD player, Blu-ray player, or computer's optical drive with the label side facing up.
4. **Power On:** Turn on your DVD player and television/monitor.
5. **Select Input:** Use your television remote to select the correct input source (e.g., HDMI 1, Video 1) that corresponds to your DVD player.

4. OPERATING INSTRUCTIONS

Once the DVD is loaded, the main menu will typically appear. Use your DVD player's remote control to navigate.

- **Play All:** Select the 'Play All' option to watch all 20 stories consecutively. The total run time is approximately 2 hours and 50 minutes.
- **Select Story:** Choose 'Story Selection' or a similar option to browse and select individual stories to watch.
- **Navigation:** Use the arrow keys on your remote to move between menu options and the 'Enter' or 'OK' button to confirm your selection.
- **Pause/Resume:** Press the 'Pause' button to temporarily stop playback and 'Play' or 'Resume' to continue.
- **Fast Forward/Rewind:** Use the 'FF' and 'RW' buttons to quickly move through the video.

5. CARE AND HANDLING

Proper care of your DVD will ensure its longevity and optimal performance:

- **Storage:** Store the DVD in its original case, away from direct sunlight, extreme temperatures, and high humidity.

- **Handling:** Always hold the DVD by its edges or by placing a finger through the center hole. Avoid touching the shiny playback surface.
- **Cleaning:** If the disc becomes dirty, gently wipe it with a soft, lint-free cloth from the center outwards. Do not use abrasive materials or harsh cleaning chemicals.
- **Avoid Scratches:** Do not bend the disc or place heavy objects on it.

6. TROUBLESHOOTING COMMON ISSUES

If you encounter any problems, refer to the following solutions:

Problem	Solution
Disc not playing or skipping	Ensure the disc is clean and free of scratches. Try playing another DVD to confirm your player is functioning correctly.
No sound	Check the audio connections between your DVD player and TV/audio system. Ensure the volume is turned up and not muted.
Picture distortion	Verify video cables are securely connected. Check your TV's input settings.
Menu not appearing	Some players may automatically start playback. Press the 'Menu' button on your remote to access the DVD menu.

7. PRODUCT SPECIFICATIONS

Feature	Detail
Item Model Number	SCH4740
Media Format	Animated, Color, Full Screen, Multiple Formats, NTSC
Run Time	2 hours and 50 minutes
Release Date	June 16, 2015
Language	English (Stereo)
Studio	CINEDIGM
ASIN	B00UUOV7CG
Number of Discs	1
Genre	Kids & Family/Animation
Aspect Ratio	1.33:1
Product Dimensions	0.7 x 7.5 x 5.4 inches; 2.72 ounces

8. WARRANTY AND CUSTOMER SUPPORT






This product is covered by a standard manufacturer's warranty against defects in materials and


workmanship. Please retain your proof of purchase for warranty claims.

For further assistance or inquiries, please contact the retailer or the manufacturer directly. Contact information can typically be found on the product packaging or the official Scholastic website.

© 2023 Scholastic. All rights reserved.

Related Documents - SCH4740

	<p>Share the Fair Program Guide for Schools Scholastic</p> <p>A comprehensive guide to the Scholastic Share the Fair program, detailing how schools and communities can contribute to help students purchase new books. Learn about setup, contributions, and post-fair management.</p>
	<p>Scholastic Book Fair After Checklist: Guide for Schools</p> <p>A comprehensive checklist for schools to follow after their Scholastic Book Fair, covering wrap-up, financial completion, and final steps for a successful event.</p>
	<p>Dog Man Cardboard Standee Setup Guide Scholastic Book Fair</p> <p>Instructions for setting up your Dog Man cardboard standee for the Scholastic Book Fair. Learn how to assemble and display your standee for an EPIC Book Fair event, featuring the Dog Man movie.</p>
	<p>Scholastic Payment System Quick-Start Guide for Book Fairs</p> <p>Get started quickly with the Scholastic Payment System. This guide provides essential steps for setting up your register, connecting to the internet, processing sales and tax-exempt transactions, and troubleshooting common issues for your school book fair.</p>
	<p>Scholastic Payment System: Closing Out Your Register Guide</p> <p>Instructions for closing out your Scholastic Payment System register after a Book Fair, including uploading financials and accessing support resources.</p>



[Scholastic T-Rex Adventure Game and Other Scholastic Games](#)

Explore the Scholastic T-Rex Adventure Game, Scholastic Scavenger Hunt Activity Game, Scholastic Alphabet Match-Up Game, Scholastic Roll and Match Math Game, and moneys Jumping on the Bed Game. Includes game details, age recommendations, player counts, and instructions.