

## iHunt 1005302

# iHunt Ultimate Electronic Game Call and Bluetooth Speaker Combo Instruction Manual

Model: EDIHGC (1005302)

## PRODUCT OVERVIEW

The iHunt Ultimate Electronic Game Call and Bluetooth Speaker Combo (Model: 1005302) is a rugged and portable device designed to enhance your hunting experience. It integrates seamlessly with the iHunt App, providing access to a vast library of animal calls and advanced features for remote control and tracking.

- **Ultimate Calling System:** Includes the iHunt App with 750 calls from 59 species, suitable for various hunting game.
- **Loud and High-Quality Sound:** Features a powerful 115dB Bluetooth speaker for clear animal calls, adjustable for different ranges.
- **Rugged and Compact Design:** Weather-resistant with coated circuitry, built for outdoor conditions and easy transport.
- **Seamless App Integration:** Connects to the iHunt App for remote call control, GPS locator, weather forecasts, and hunting logs.
- **Simple Setup and Operation:** No programming needed; download the App, connect via Bluetooth, and position the speaker up to 50 yards away for hands-free control.



Figure 1: The iHunt Electronic Game Call and its companion smartphone application.

## SETUP GUIDE

---

Follow these steps to set up your iHunt Electronic Game Call:

1. **Install Batteries:** The device requires four C-cell batteries. Unscrew the battery compartment cover located on the back side of the unit. Insert the batteries according to the polarity indicators. Securely reattach the cover.



# EASY SETUP AND OPERATION

**NO PROGRAMMING NEEDED.**  
SIMPLY DOWNLOAD THE APP,  
CONNECT VIA BLUETOOTH, AND  
POSITION YOUR SPEAKER UP TO  
50 YARDS AWAY FOR HANDS-  
FREE CONTROL.





Figure 2: Visual guide for the simple setup process, including app download and Bluetooth connection.

2. **Download the iHunt App:** On your smartphone (Android or iPhone), download the official iHunt App from your device's app store. The app is free to download.
3. **Power On the Device:** Locate the power button on the iHunt Game Call and turn it on. A small indicator light should illuminate.
4. **Pair via Bluetooth:**
  - Enable Bluetooth on your smartphone.
  - Open the iHunt App. The app will guide you through the pairing process.
  - Select the iHunt device from the list of available Bluetooth devices.
  - Once paired, the device is ready for use.
5. **Position the Speaker:** For optimal performance, place the speaker up to 50 yards away from your hunting position. Ensure a clear line of sight between your smartphone and the speaker for reliable Bluetooth connection.





Figure 3: A hunter deploying the iHunt speaker in a natural environment.



Your browser does not support the video tag.

Video 1: Official product demonstration showing setup, app interface, and sound output of the iHunt Game Call. This video highlights the ease of use and the variety of calls available through the app.

## OPERATING INSTRUCTIONS

---

Once your iHunt Game Call is set up and paired, you can begin using it to attract game:

1. **Access Calls:** Open the iHunt App on your smartphone. Navigate to the "Hunting Calls" section. You can browse calls by species or create custom playlists.



Figure 4: The iHunt app offers an extensive library of 750 calls covering 59 species.

2. **Play Calls:** Select the desired animal call from the app. Tap to play the call through the connected iHunt speaker. You can adjust the volume directly from your smartphone. The 115dB speaker ensures calls are loud and clear.

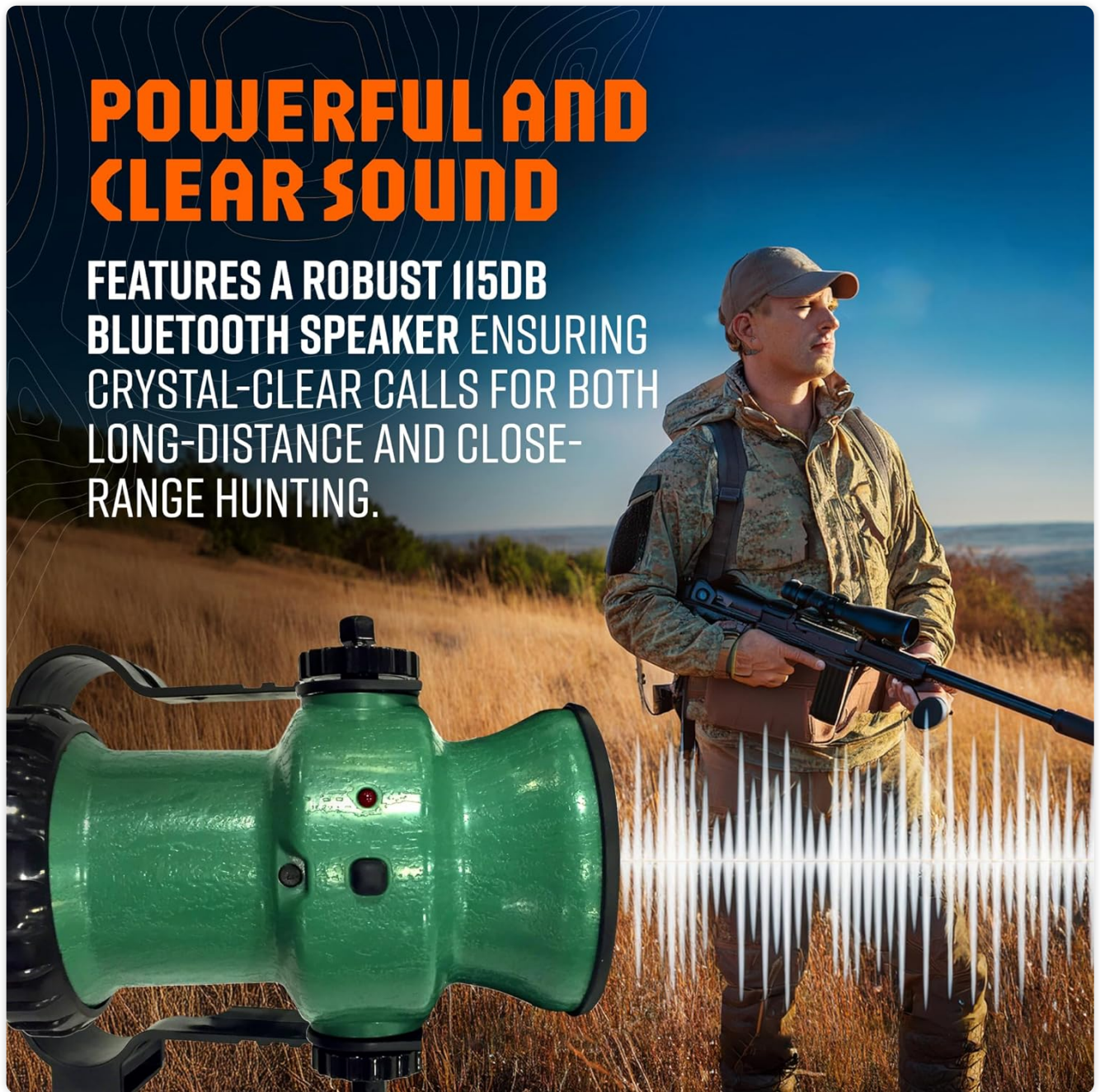


Figure 5: The 115dB Bluetooth speaker provides powerful and clear sound for effective calling.

3. **Utilize App Features:** The iHunt App offers additional tools to enhance your hunting strategy:

- **GPS Locator:** Track your position and mark key locations.
- **Weather Forecasts:** Get real-time weather updates, including wind direction.
- **Hunting Logs:** Record your hunting activities and observations.
- **Solunar Tables:** Access information on optimal hunting and fishing times.



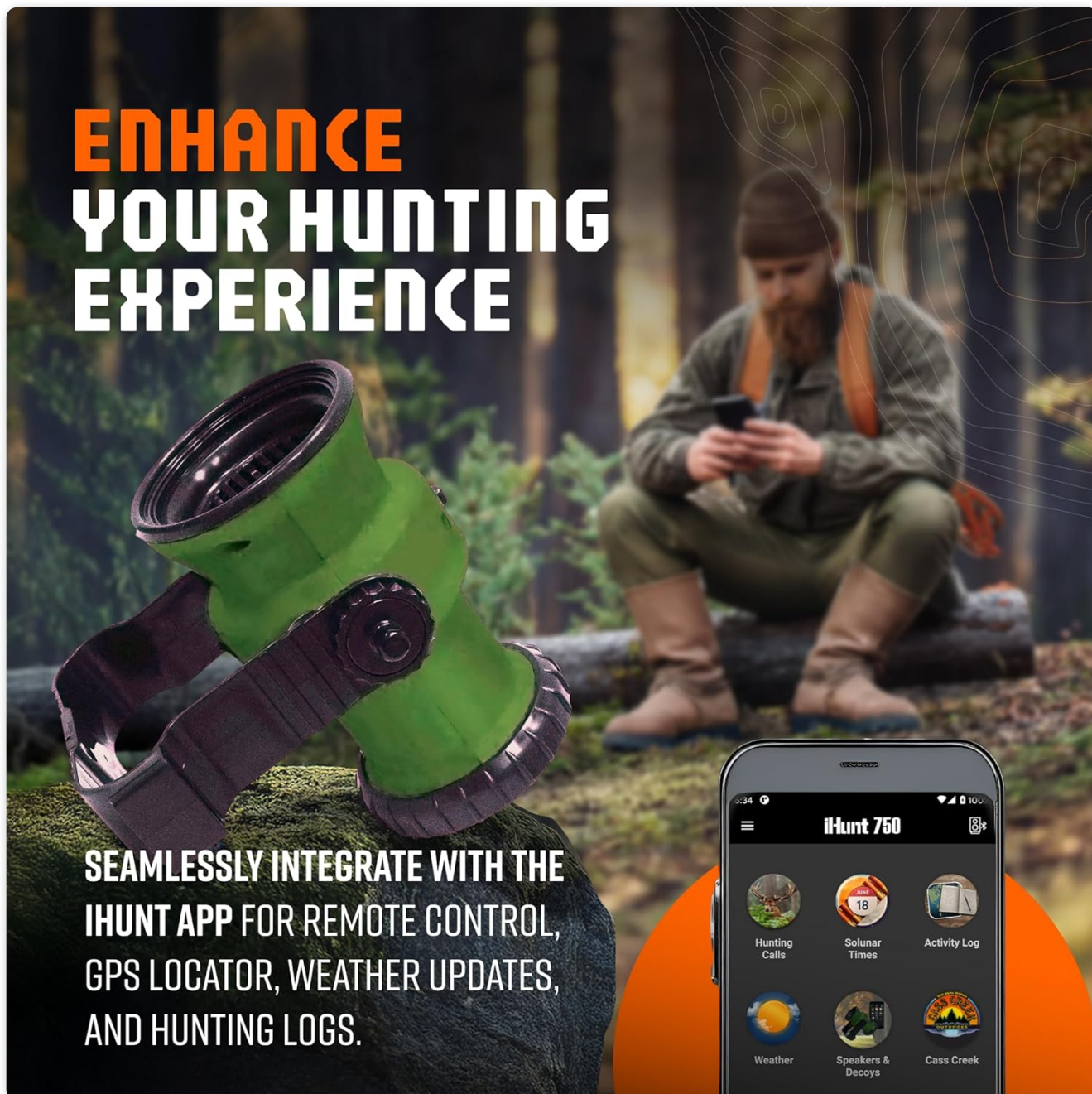


Figure 6: The iHunt app provides remote control and various useful features for hunters.

## MAINTENANCE

---

To ensure the longevity and optimal performance of your iHunt Game Call, follow these maintenance guidelines:

- **Battery Replacement:** Replace all four C-cell batteries when the sound quality diminishes or the device fails to power on. Battery life is approximately 50 hours.
- **Cleaning:** Wipe the exterior of the device with a damp cloth to remove dirt and debris. Do not submerge the device in water.
- **Storage:** Store the device in a cool, dry place when not in use. Remove batteries if storing for extended periods to prevent leakage.
- **Weather Resistance:** The iHunt Game Call is weather-resistant with coated circuitry, designed to withstand outdoor conditions. However, prolonged exposure to extreme weather (heavy rain, snow) should be avoided.





Figure 7: The iHunt game call features a rugged, weather-resistant design for durability in the field.

## TROUBLESHOOTING

If you encounter issues with your iHunt Game Call, refer to the following common solutions:

Problem	Possible Cause	Solution
Device does not power on.	Dead or incorrectly installed batteries.	Replace batteries with fresh C-cells, ensuring correct polarity.
No sound from speaker.	Speaker not paired, volume too low, or app issue.	Ensure Bluetooth is connected, increase volume on phone and app, restart app/device.
Bluetooth connection is unstable or drops.	Device too far from phone, obstacles, or interference.	Reduce distance between phone and speaker (max 50 yards), ensure clear line of sight, avoid strong interference sources.



Problem	Possible Cause	Solution
App not responding or crashing.	Outdated app version or temporary software glitch.	Update the iHunt App to the latest version. Close and reopen the app, or restart your smartphone.

## SPECIFICATIONS

---

- **Model Name:** 1005302
- **Brand:** iHunt
- **Connectivity Technology:** Bluetooth 4.0
- **Bluetooth Range:** Up to 50 Yards
- **Sound Output:** 115dB
- **Power Source:** 4 x C-cell Batteries
- **Battery Life:** Approximately 50 Hours
- **Material:** Plastic
- **Water Resistance Level:** Water Resistant
- **Item Dimensions (LxWxH):** 6.25 x 6.25 x 10.5 inches
- **Item Weight:** 0.68 Kilograms (approx. 1.5 lbs)
- **Compatible Devices:** Android and iPhone devices with Bluetooth capabilities
- **Control Method:** App (iHunt App)
- **UPC:** 730707274984, 018717180533, 751710504776

## IMPORTANT INFORMATION

---

**Legal Disclaimer:** WARNING: Cancer and Reproductive Harm - [www.p65warnings.ca.gov](http://www.p65warnings.ca.gov)  
This product is legal to own but may be restricted in some states for hunting. Always check your state's hunting regulations prior to use in the field.





**CHECK YOUR  
STATES HUNTING  
REGULATIONS  
PRIOR TO USE IN  
THE FIELD**



THIS PRODUCT IS LEGAL TO OWN BUT MAY BE  
RESTRICTED IN SOME STATES FOR HUNTING



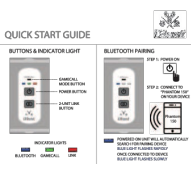



Figure 8: Always verify local hunting regulations before using the device.

## CUSTOMER SUPPORT

For further assistance, technical support, or inquiries regarding your iHunt product, please contact the manufacturer directly. Refer to the product packaging or the iHunt website for the most current contact information.

While this product does not come with an explicit warranty section in the provided information, protection plans are available for purchase separately. For details on these plans, please refer to the product listing or contact your retailer.



	<p><a href="#">iRobot Vacuum Laser PRO Quick Guide</a></p> <p>Connect your iRobot Vacuum Laser PRO to the iRobot Home app with this quick guide. Learn how to download the app, create an account, pair your device, and access general robot functions.</p>
	<p><a href="#">Instrukcja Obsługi iRobot Strong Brush Cutter ZMDG 512</a></p> <p>Kompleksowa instrukcja obsługi dla wykaszarki iRobot Strong Brush Cutter model ZMDG 512, zawierająca informacje o bezpieczeństwie, montażu, obsłudze i konserwacji.</p>
	<p><a href="#">iRobot Phantom 150 Quick Start Guide</a></p> <p>A quick start guide for the iRobot Phantom 150, detailing button functions, indicator lights, and Bluetooth pairing procedures for both single and dual-unit setups.</p>
	<p><a href="#">iRobot Strong Dishwasher User Manual</a></p> <p>Comprehensive user manual for the iRobot Strong dishwasher, covering installation, operation, maintenance, troubleshooting, and safety information.</p>
	<p><a href="#">Declaratie de Conformitate iRobot Primo 4G</a></p> <p>Declaratie oficială de conformitate pentru smartphone-ul iRobot Primo 4G, emisă de iRobot Technology Import Export SA, confirmând respectarea directivelor europene privind siguranța, compatibilitatea electromagnetică, echipamentele radio și restricțiile de substanțe periculoase.</p>
	<p><a href="#">Declaratie de Conformitate iRobot Cyber Wolf 4G</a></p> <p>Document oficial de conformitate pentru telefonul mobil iRobot Cyber Wolf 4G, confirmând respectarea directivelor europene și standardelor de siguranță, inclusiv valori SAR.</p>