

Casio MTP-S100E-7BVCF

Casio MTP-S100E-7BVCF Solar Stainless Steel Watch User Manual

Model: MTP-S100E-7BVCF

INTRODUCTION

This manual provides essential instructions for the proper use and maintenance of your Casio MTP-S100E-7BVCF Solar Stainless Steel Watch. Please read this manual carefully to ensure optimal performance and longevity of your timepiece.



Image of the Casio MTP-S100E-7BVCF watch, featuring a silver stainless steel case and band, a white dial with black Arabic numerals, and a date display at the 3 o'clock position. The watch is solar-powered and water-resistant to 50 meters.

SETUP

Initial Charging

Your Casio MTP-S100E-7BVCF watch is equipped with a solar charging system. To ensure proper operation, expose the watch face to light for several hours before initial use. Direct sunlight is most effective, but fluorescent light can also charge the watch. Avoid covering the watch face when charging.

Setting the Time

1. Pull the crown out to the **second click**. The second hand will stop.
2. Rotate the crown to adjust the hour and minute hands to the correct time.
3. Push the crown back in to the normal position to start timekeeping.

Setting the Date

1. Pull the crown out to the **first click**.
2. Rotate the crown to adjust the date display.
3. Push the crown back in to the normal position.

Note: Avoid setting the date between 9:00 PM and 1:00 AM, as this may interfere with the automatic date change mechanism.

OPERATING YOUR WATCH

Timekeeping

The watch displays hours, minutes, and seconds. The solar power system continuously recharges the internal battery, ensuring consistent operation under normal light exposure.

Date Display

The date is displayed in a window at the 3 o'clock position. The date automatically advances once every 24 hours.

Water Resistance

This watch is water resistant to 50 meters (165 feet). This means it is suitable for short periods of recreational swimming, but not for diving or snorkeling. **Do not operate the crown while the watch is wet or submerged.**



Image of the Casio MTP-S100E-7BVCF watch worn on a wrist, demonstrating its size and fit. The silver stainless steel expansion band is visible.

MAINTENANCE

Cleaning

Wipe the watch case and band with a soft, dry cloth. For stainless steel bands, a slightly damp cloth can be used, followed by a dry cloth. Avoid using chemical cleaners or abrasive materials.

Charging Guidelines

Regularly expose the watch to light to maintain its charge. If the watch is stored in darkness for extended periods, it may stop operating. Place it in a well-lit area to resume operation. Avoid exposing the watch to extremely high temperatures during charging.

Battery Information

The watch uses a rechargeable battery that is charged by solar power. Under normal use and proper light exposure, battery replacement is not required.

TROUBLESHOOTING

Watch Not Running

- **Cause:** Insufficient charge.
- **Solution:** Expose the watch to bright light for several hours to recharge the battery.

Incorrect Time or Date

- **Cause:** Time or date was not set correctly, or crown was accidentally pulled.
- **Solution:** Refer to the "Setting the Time" and "Setting the Date" sections to readjust.

Condensation Inside Watch

- **Cause:** Exposure to sudden temperature changes or compromised water resistance.
- **Solution:** If condensation persists, it may indicate a seal issue. Contact an authorized service center for inspection.

SPECIFICATIONS

General

- **Model Number:** MTP-S100E-7BVCF
- **Brand:** Casio
- **Movement:** Quartz (Solar Powered)
- **Water Resistance:** 50 meters (165 feet)
- **Case Material:** Stainless Steel
- **Band Material:** Stainless Steel
- **Dial Window Material:** Mineral

Dimensions

- **Case Diameter:** 42.5 mm
- **Item Weight:** 136 g



A visual size guide illustrating various watch case diameters from 14-16mm up to 50-54mm, with a ruler indicating 1 inch and 2 inches for scale. This helps in understanding the relative size of the watch.

WARRANTY AND SUPPORT

Warranty Information





For warranty details, please refer to the warranty card included with your product or contact the seller of record directly. The warranty type is typically handled by the seller.

Customer Support

For further assistance, technical support, or inquiries not covered in this manual, please contact Casio customer support or visit the official Casio website for service center locations and contact information.

Related Documents - MTP-S100E-7BVCF

	<p>CASIO MTP-1326/1353 Watch User Manual - Module 5228</p> <p>Comprehensive user guide for the CASIO MTP-1326/1353 watch (Module 5228). Covers essential care, water resistance guidelines, setting time and date, using the rotating bezel, and technical specifications.</p>
	<p>Casio MTP-1369/1370, MTD-1076 Watch User Manual Module 5336/5337</p> <p>Detailed user manual for Casio MTP-1369/1370 and MTD-1076 watches, covering technical specifications, water resistance, time setting, maintenance, and care instructions for modules 5336 and 5337.</p>

	<p>Casio AQW-100, MTP-1298 Watch User Manual - Features, Settings, and Care</p> <p>Comprehensive user manual for Casio watches Module No. 5028, covering models AQW-100 and MTP-1298. Learn about timekeeping, alarms, stopwatch, water resistance, and maintenance.</p>
	<p>Casio LAW-21 Модуль 2789: Руководство пользователя и характеристики</p> <p>Полное руководство пользователя для часов Casio LAW-21 (Модуль 2789). Содержит инструкции по эксплуатации, уходу, описания режимов работы (текущее время, мировое время, таймер, секундомер, будильник) и технические характеристики.</p>
	<p>Casio MTP-4700 Module 4754 User Manual</p> <p>Comprehensive user manual for the Casio MTP-4700 wristwatch, module 4754. Learn about water resistance, battery replacement, watch care, setting time and date, world time, calendar, alarm, stopwatch, and countdown timer functions. Includes technical specifications and product information.</p>
	<p>Casio India Warranty Terms and Conditions - Official Guide</p> <p>Official Casio India warranty terms and conditions. Learn about product registration, warranty duration, conditions for repair, and items excluded from warranty coverage. Visit Casio India for support.</p>