

[manuals.plus](#) /

› [Logitech](#) /

› [Logitech UE Boom Wireless Bluetooth Speaker - Northern Light User Manual](#)

Logitech 980-001023

Logitech UE Boom Wireless Bluetooth Speaker - Northern Light User Manual

INTRODUCTION

The Logitech UE Boom is a 360-degree wireless Bluetooth speaker designed for portable audio. It features a durable, go-anywhere shape and is equipped with a water and stain resistant acoustic skin. This speaker allows for wireless music playback, phone calls, and can be paired with another UE Boom for stereo sound.





Image: Front view of the Logitech UE Boom Wireless Bluetooth Speaker in Northern Light color.

KEY FEATURES

- **360-Degree Sound:** Delivers immersive audio in all directions.
- **Portable Design:** Versatile, cylindrical shape for easy transport.
- **Water and Stain Resistant:** Features a colorful acoustic skin with plasma coating for durability against water and stains.
- **Wireless Connectivity:** Connects via Bluetooth from up to 50 feet away. Easy pairing via NFC for compatible devices.
- **Double Up Feature:** Wirelessly connect two UE BOOM speakers in stereo using the UE BOOM app for enhanced sound.
- **Long Battery Life:** Rechargeable battery provides up to 15 hours of playback.
- **Speakerphone:** Integrated crystal-clear speakerphone for calls.




Image: Diagram highlighting key features and controls of the UE Boom speaker, including Bluetooth pairing button, power button, volume controls, micro-USB charging port, and 3.5mm audio jack.

SETUP

Charging the Speaker

Before initial use, fully charge your UE Boom speaker. Connect the provided micro-USB cable to the charging port located at the bottom of the speaker and plug the other end into a USB power source. The speaker's battery provides approximately 15 hours of playback on a full charge.

Bluetooth Pairing

1. Power on your UE Boom speaker by pressing the power button.
2. Press and hold the Bluetooth pairing button (usually indicated by a Bluetooth icon) until you hear an audible tone and the LED indicator flashes rapidly.

3. On your mobile device (smartphone or tablet), navigate to the Bluetooth settings.
4. Select "UE Boom" from the list of available devices to pair.
5. Once paired, you will hear a confirmation tone from the speaker.

For NFC-enabled devices, simply tap your device to the NFC area on the speaker for quick pairing.

OPERATING INSTRUCTIONS

Basic Controls

- **Power Button:** Located on the top of the speaker to turn it on or off.
- **Volume Controls:** Large '+' and '-' buttons on the side of the speaker adjust the volume.
- **Bluetooth Button:** Initiates Bluetooth pairing mode.

Using the UE BOOM App

Download the official UE BOOM app from your device's app store (available on App Store and Google Play) to unlock additional features:

- **Musical Alarm Clock:** Wake up to your favorite music.
- **Remote Activation:** Turn your speaker on/off from your device.
- **EQ Settings:** Customize the sound profile to your preference.
- **Double Up:** Connect two UE BOOM speakers for a stereo sound experience.

Speakerphone Functionality

When connected to a smartphone, the UE Boom can be used as a speakerphone. Incoming calls will be routed through the speaker, allowing for hands-free communication.

MAINTENANCE

The UE Boom speaker features a water and stain resistant acoustic skin. To clean, gently wipe the speaker with a damp cloth. Avoid using harsh chemicals or abrasive cleaners. Ensure all ports are dry before charging or connecting other devices.

TROUBLESHOOTING

- **No Power:** Ensure the speaker is charged. Connect it to a power source using the micro-USB cable.
- **Cannot Pair via Bluetooth:**
 - Ensure the speaker is in pairing mode (flashing LED).
 - Check that Bluetooth is enabled on your device.
 - Move your device closer to the speaker (within 50 feet).
 - Try unpairing and re-pairing the device.
- **Low Volume or Distorted Sound:**
 - Adjust the volume on both the speaker and your connected device.
 - Ensure the speaker is fully charged.
 - Check for any obstructions around the speaker.
- **App Not Connecting:** Ensure the speaker is powered on and connected via Bluetooth to your device. Update the

app to the latest version.

PRODUCT SPECIFICATIONS

Model Name	Logitech UE Boom Wireless Bluetooth Speaker
Model Number	980-001023
Brand	Logitech
Color	Northern Light
Speaker Type	Outdoor
Connectivity Technology	Bluetooth, Wireless
Wireless Range	Up to 50 feet (15.24 meters)
Power Source	Battery Powered (1 Lithium Ion battery included)
Average Battery Life	15 Hours
Water Resistance Level	Waterproof
Item Weight	2.2 Pounds
Product Dimensions (LxWxH)	2.6 x 2.6 x 7.1 inches
Material	Plastic
UPC	097855112125

OFFICIAL PRODUCT VIDEO

Your browser does not support the video tag.

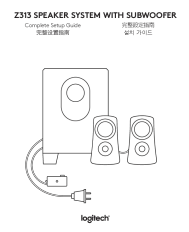





Video: An overview of the Logitech UE Boom speaker's features, including 360-degree sound, water resistance, wireless connectivity, and the ability to pair two speakers for louder sound. This video demonstrates the speaker's durability and portability in various environments.

WARRANTY AND SUPPORT

The Logitech UE Boom Wireless Bluetooth Speaker comes with a Limited Warranty. For specific warranty details, please refer to the documentation included with your product or visit the official Logitech website. For technical support or customer service, you may contact Logitech at:646-454-3200.



Related Documents - 980-001023

 <p>Z313 SPEAKER SYSTEM WITH SUBWOOFER Complete Setup Guide 完整设置指南</p>	<p>Logitech Z313 Speaker System with Subwoofer: Complete Setup Guide</p> <p>A comprehensive guide to setting up and using the Logitech Z313 2.1 speaker system with subwoofer. Includes instructions for connecting speakers and headphones, and adjusting volume.</p>
 <p>Z207 BLUETOOTH® COMPUTER SPEAKERS HAUT-PARLEURS Z207 BLUETOOTH® POUR ORDINATEUR Complete Setup Guide Guide d'installation complet</p>	<p>Logitech Z207 Bluetooth Computer Speakers: Complete Setup Guide</p> <p>This guide provides setup instructions for the Logitech Z207 Bluetooth computer speakers, covering connection, Bluetooth pairing, and volume adjustment.</p>
 <p>Z333 SPEAKER SYSTEM WITH SUBWOOFER Complete Setup Guide</p>	<p>Logitech Z333 Speaker System with Subwoofer: Complete Setup Guide</p> <p>Learn how to set up and connect your Logitech Z333 Speaker System with Subwoofer. This guide provides step-by-step instructions for connecting speakers, audio sources, and adjusting volume and bass.</p>
 <p>Z506 SURROUND SOUND SPEAKER SYSTEM Complete Setup Guide</p>	<p>Logitech Z506 Surround Sound Speaker System: Setup and Troubleshooting Guide</p> <p>Comprehensive guide for setting up and troubleshooting the Logitech Z506 5.1 surround sound speaker system, covering power, audio connections, and operating system settings.</p>
 <p>9 Best Practices for Modernizing Government Workspaces Logitech</p>	<p>9 Best Practices for Modernizing Government Workspaces Logitech</p> <p>Discover 9 essential best practices for modernizing government workspaces, enhancing productivity, collaboration, and public service delivery with Logitech solutions for the public sector.</p>
 <p>Logitech LIFT Vertical Ergonomic Mouse User Guide and Setup</p>	<p>Logitech LIFT Vertical Ergonomic Mouse User Guide and Setup</p> <p>Comprehensive guide to setting up, connecting, and using the Logitech LIFT Vertical Ergonomic Mouse. Learn about its features like SmartWheel, Easy-Switch, and Logitech Flow.</p>